

US00D536385S

(12) **United States Design Patent** (10) **Patent No.:** **US D536,385 S**
Petricic (45) **Date of Patent:** **** Feb. 6, 2007**

(54) **CARD GAME**

(76) Inventor: **Antoine Petricic**, 3 Route De Villeneuve, Conde sur Vire (FR)

(**) Term: **14 Years**

(21) Appl. No.: **29/220,336**

(22) Filed: **Dec. 28, 2004**

(51) **LOC (8) Cl.** **21-01**

(52) **U.S. Cl.** **D21/382; D21/384**

(58) **Field of Classification Search** D21/369, D21/379-384; 273/236-288, 292-308
See application file for complete search history.

(56) **References Cited**

U.S. PATENT DOCUMENTS

378,497	A	*	2/1888	Couch	273/298
4,289,315	A	*	9/1981	O'Barr	273/298
6,012,721	A	*	1/2000	Harnish	273/298
6,022,023	A	*	2/2000	Ford, Jr.	273/298
6,609,714	B1	*	8/2003	Becker	273/308

* cited by examiner

Primary Examiner—Sandra L. Morris

(74) *Attorney, Agent, or Firm*—Ohlandt, Greeley, Ruggiero & Perle, L.L.P.

(57) **CLAIM**

The ornamental design for a card game, as shown and described.

DESCRIPTION

FIG. 1 is a front plan view of a first card showing my new design;

FIG. 2 is a back plan view of the first card of FIG. 1;

FIG. 3 is a side view of the first card of FIG. 1, the opposite side being an identical image thereof;

FIG. 4 is a top view of the first card of FIG. 1, the bottom view being an identical image thereof;

FIG. 5 is a front plan view of a second card showing my new design;

FIG. 6 is a back plan view of the second card of FIG. 5;

FIG. 7 is a side view of the second card of FIG. 5, the opposite side being an identical image thereof;

FIG. 8 is a top view of the second card of FIG. 5, the bottom view being an identical image thereof;

FIG. 9 is a front plan view of a third card showing my new design;

FIG. 10 is a back plan view of the third card of FIG. 9;

FIG. 11 is a side view of the third card of FIG. 9, the opposite side being an identical image thereof;

FIG. 12 is a top view of the third card of FIG. 9, the bottom view being an identical image thereof;

FIG. 13 is a front plan view of a fourth card showing my new design;

FIG. 14 is a back plan view of the fourth card of FIG. 13;

FIG. 15 is a side view of the fourth card of FIG. 13, the opposite side being an identical image thereof;

FIG. 16 is a top view of the fourth card of FIG. 13, the bottom view being an identical image thereof;

FIG. 17 is a front plan view of a fifth card showing my new design;

FIG. 18 is a back plan view of the fifth card of FIG. 17;

FIG. 19 is a side view of the fifth card of FIG. 17, the opposite side being an identical image thereof;

FIG. 20 is a top view of the fifth card of FIG. 17, the bottom view being an identical image thereof;

FIG. 21 is a front plan view of a sixth card showing my new design;

FIG. 22 is a back plan view of the sixth card of FIG. 21;

FIG. 23 is a side view of the sixth card of FIG. 21, the opposite side being an identical image thereof;

FIG. 24 is a top view of the sixth card of FIG. 21, the bottom view being an identical image thereof;

FIG. 25 is a front plan view of a seventh card showing my new design;

FIG. 26 is a back plan view of the seventh card of FIG. 25;

FIG. 27 is a side view of the seventh card of FIG. 25, the opposite side being an identical image thereof;

FIG. 28 is a top view of the seventh card of FIG. 25, the bottom view being an identical image thereof;

FIG. 29 is a front plan view of an eighth card showing my new design;






FIG. 30 is a back plan view of the eighth card of FIG. 29;
FIG. 31 is a side view of the eighth card of FIG. 29, the opposite side being an identical image thereof;
FIG. 32 is a top view of the eighth card of FIG. 29, the bottom view being an identical image thereof;
FIG. 33 is a front plan view of a ninth card showing my new design;
FIG. 34 is a back plan view of the ninth card of FIG. 33;
FIG. 35 is a side view of the ninth card of FIG. 33, the opposite side being an identical image thereof;
FIG. 36 is a top view of the ninth card of FIG. 33, the bottom view being an identical image thereof;
FIG. 37 is a front plan view of a tenth card showing my new design;
FIG. 38 is a back plan view of the tenth card of FIG. 37;
FIG. 39 is a side view of the tenth card of FIG. 37, the opposite side being an identical image thereof;
FIG. 40 is a top view of the tenth card of FIG. 37, the bottom view being an identical image thereof;
FIG. 41 is a front plan view of an eleventh card showing my new design;
FIG. 42 is a back plan view of the eleventh card of FIG. 41;
FIG. 43 is a side view of the eleventh card of FIG. 41, the opposite side being an identical image thereof;
FIG. 44 is a top view of the eleventh card of FIG. 41, the bottom view being an identical image thereof;
FIG. 45 is a front plan view of a twelfth card showing my new design;
FIG. 46 is a back plan view of the twelfth card of FIG. 45;
FIG. 47 is a side view of the twelfth card of FIG. 45, the opposite side being an identical image thereof;

FIG. 48 is a top view of the twelfth card of FIG. 45, the bottom view being an identical image thereof;
FIG. 49 is a front plan view of a thirteenth card showing my new design;
FIG. 50 is a back plan view of the thirteenth card of FIG. 49;
FIG. 51 is a side view of the thirteenth card of FIG. 49, the opposite side being an identical image thereof;
FIG. 52 is a top view of the thirteenth card of FIG. 49, the bottom view being an identical image thereof;
FIG. 53 is a front plan view of a fourteenth card showing my new design;
FIG. 54 is a back plan view of the fourteenth card of FIG. 53;
FIG. 55 is a side view of the fourteenth card of FIG. 53, the opposite side being an identical image thereof;
FIG. 56 is a top view of the fourteenth card of FIG. 53, the bottom view being an identical image thereof;
FIG. 57 is a front plan view of a fifteenth card showing my new design;
FIG. 58 is a back plan view of the fifteenth card of FIG. 57;
FIG. 59 is a side view of the fifteenth card of FIG. 57, the opposite side being an identical image thereof; and,
FIG. 60 is a top view of the fifteenth card of FIG. 57, the bottom view being an identical image thereof.
The broken line showing in FIGS. 1, 25, 29, 37, 49, 53 and 57 is for illustrative purposes only and forms no part of the claimed design.

1 Claim, 15 Drawing Sheets




FIG. 1

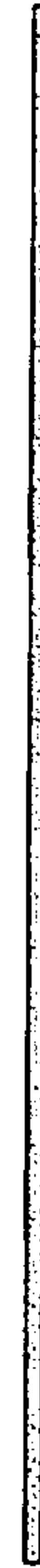


FIG. 3




FIG. 2



FIG. 4




FIG. 5



FIG. 7




FIG. 6



FIG. 8




FIG. 9



FIG. 11




FIG. 10



FIG. 12




FIG. 13



FIG. 15




FIG. 14



FIG. 16




FIG. 17

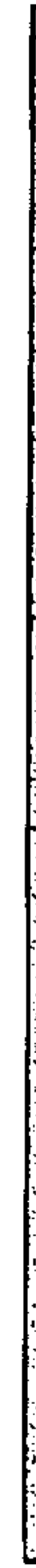


FIG. 19




FIG. 18



FIG. 20

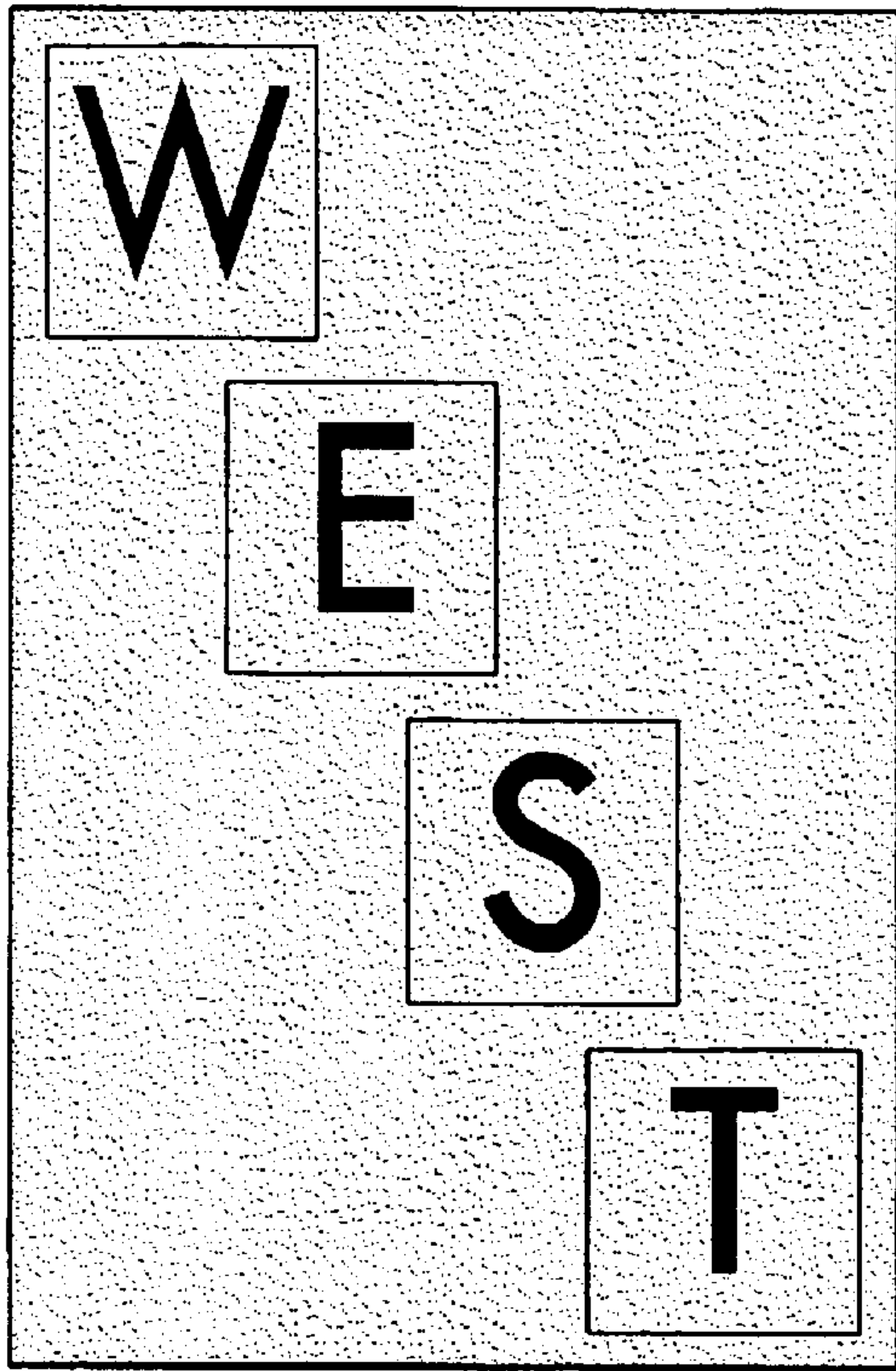


FIG. 21



FIG. 23




FIG. 22



FIG. 24




FIG. 25



FIG. 27




FIG. 26



FIG. 28




FIG. 29



FIG. 31




FIG. 30



FIG. 32




FIG. 33



FIG. 35




FIG. 34



FIG. 36




FIG. 37



FIG. 39




FIG. 38



FIG. 40




FIG. 41



FIG. 43




FIG. 42



FIG. 44




FIG. 45



FIG. 47




FIG. 46



FIG. 48




FIG. 49



FIG. 51




FIG. 50



FIG. 52




FIG. 53



FIG. 55




FIG. 54



FIG. 56




FIG. 57



FIG. 59




FIG. 58



FIG. 60