



US00D536377S

(12) **United States Design Patent**
Cetera

(10) **Patent No.:** **US D536,377 S**

(45) **Date of Patent:** **** Feb. 6, 2007**

(54) **PEN**

(75) **Inventor:** **Carl Cetera**, Tenafly, NJ (US)

(73) **Assignee:** **Cotapaxi Custom Design and Manufacturing, LLC**, Carlstadt, NJ (US)

(**) **Term:** **14 Years**

(21) **Appl. No.:** **29/234,976**

(22) **Filed:** **Jul. 25, 2005**

(51) **LOC (8) Cl.** **19-06**

(52) **U.S. Cl.** **D19/43**

(58) **Field of Classification Search** D19/36,
D19/37, 41-51, 54-57; 24/11 R, 11 F, 11 P;
401/52, 99, 100, 104, 105, 106, 107, 108,
401/109, 192, 195, 243-247
See application file for complete search history.

(56) **References Cited**

U.S. PATENT DOCUMENTS

D282,378 S * 1/1986 Ohyabu et al. D19/43
D322,629 S * 12/1991 Hayes D19/36

D454,366 S * 3/2002 Qiu D19/43
D475,741 S * 6/2003 Cetera D19/51
D492,723 S * 7/2004 Kuo Chiang D19/51
D495,365 S * 8/2004 Cetera D19/51
D501,879 S * 2/2005 Martin D19/36
D507,810 S * 7/2005 Su D19/36
D526,021 S * 8/2006 Lecce D19/51

* cited by examiner

Primary Examiner—Elizabeth A. Albert

(74) *Attorney, Agent, or Firm*—The Soni Law Firm

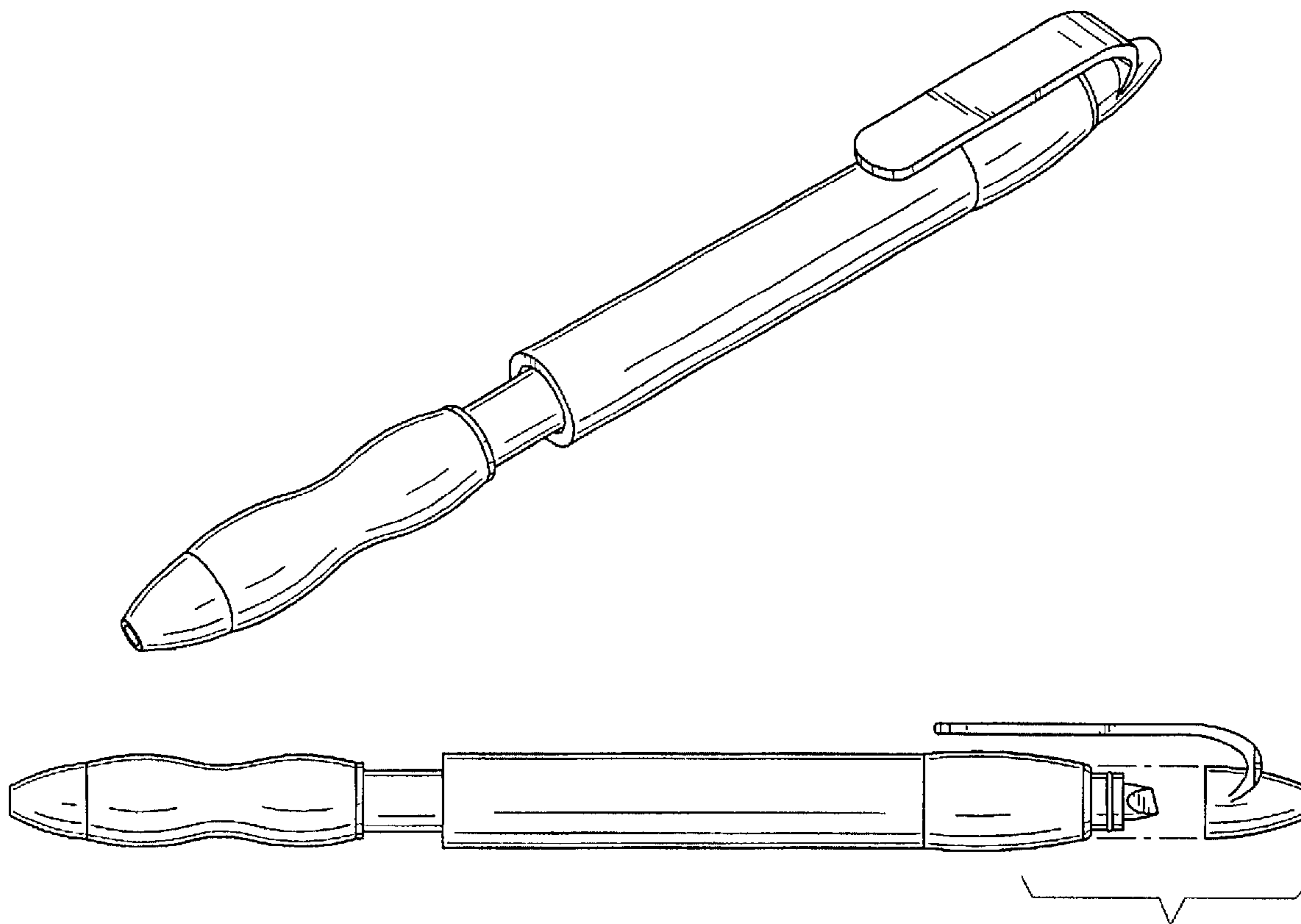
(57) **CLAIM**

The ornamental design for a pen, as shown and described.

DESCRIPTION

FIG. 1 is a bottom front perspective view of the pen; FIG. 2 is a front elevation view of the pen of FIG. 1; FIG. 3 is a side elevation view of the pen of FIG. 1; FIG. 4 is a back elevation view of the pen of FIG. 1; FIG. 5 is a bottom plan view of the pen of FIG. 1; FIG. 6 is a top plan view of the pen of FIG. 1; and, FIG. 7 is an exploded side view of the pen of FIG. 1.

1 Claim, 2 Drawing Sheets



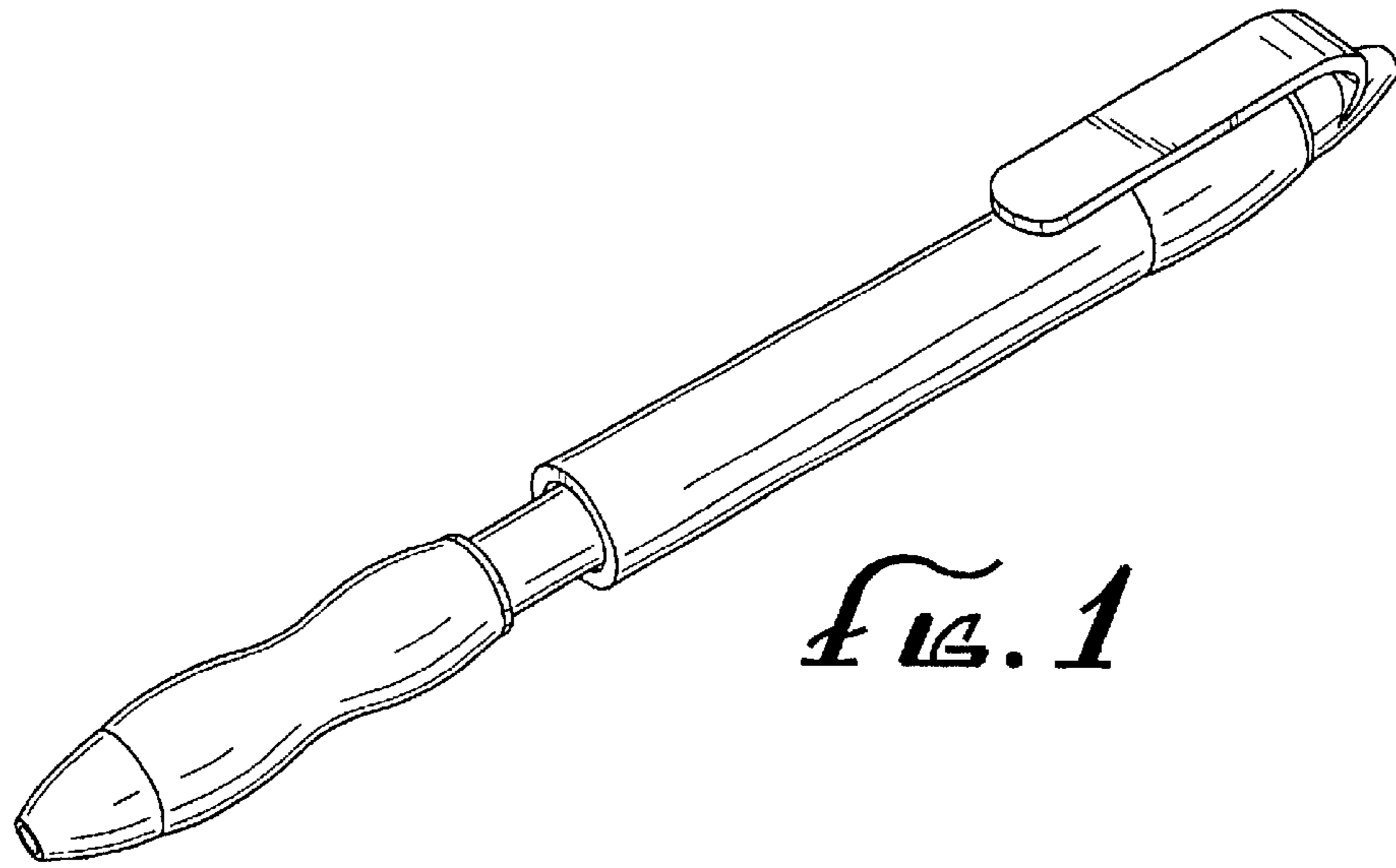


FIG. 1




FIG. 2




FIG. 3




FIG. 4

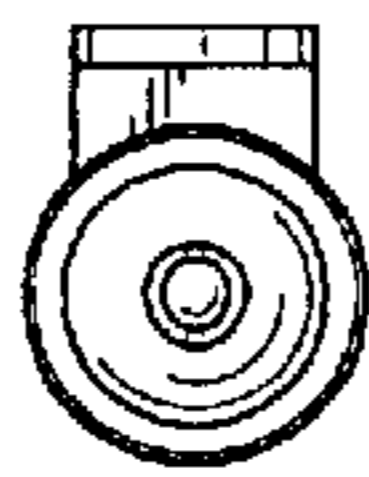


FIG. 5



FIG. 6

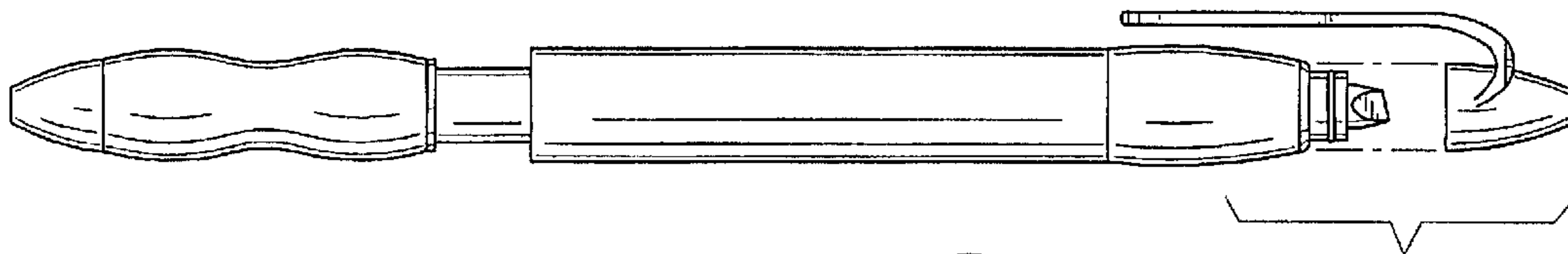


FIG. 7