



US00D536365S

(12) **United States Design Patent**
Ono et al.

(10) **Patent No.:** **US D536,365 S**

(45) **Date of Patent:** **** Feb. 6, 2007**

(54) **ELECTRONIC CALCULATOR**

(75) Inventors: **Junichi Ono**, Tokyo (JP); **Makoto Matsuda**, Tokyo (JP); **Shuji Shibuki**, Tokyo (JP)

(73) Assignee: **Casio Keisanki Kabushiki Kaisha**, Tokyo (JP)

(**) **Term:** **14 Years**

(21) **Appl. No.:** **29/227,330**

(22) **Filed:** **Apr. 8, 2005**

(51) **LOC (8) Cl.** **18-01**

(52) **U.S. Cl.** **D18/7**

(58) **Field of Classification Search** D18/1, D18/2, 6, 7, 11, 12, 12.1, 12.2, 12.3; D10/2, D10/3, 65, 70, 78, 104; D14/191, 193, 197, D14/198, 218, 314, 341-347, 383-388, 391-396, D14/399; D21/512; 235/58 R, 59 A, 59 BA-59 BG, 235/59 CP, 59 R, 59 TP, 60.22, 61 R; 708/100, 708/105, 130

See application file for complete search history.

(56) **References Cited**

U.S. PATENT DOCUMENTS

D317,618 S * 6/1991 Sawada et al. D18/7
D317,777 S * 6/1991 Sakaguchi et al. D18/7
D331,745 S * 12/1992 Miyake et al. D14/347
D332,604 S * 1/1993 Miyake et al. D14/343

D335,892 S * 5/1993 Onumata D18/7
D364,890 S * 12/1995 Yamabe et al. D18/7
5,530,234 A * 6/1996 Loh et al. 235/61 R
D383,773 S * 9/1997 Tamaki et al. D18/7
D394,449 S * 5/1998 Shimizu D18/7
D416,280 S * 11/1999 Matsuda et al. D18/7
D501,499 S * 2/2005 Matsuda D18/7
7,042,713 B2 * 5/2006 Nicolosi 361/681
2003/0140073 A1 * 7/2003 Wostrel 708/130

* cited by examiner

Primary Examiner—Robert M. Spear

Assistant Examiner—Garth Rademaker

(74) *Attorney, Agent, or Firm*—Frishauf, Holtz, Goodman & Chick, P.C.

(57) **CLAIM**

The ornamental design for an electronic calculator, as shown.

DESCRIPTION

FIG. 1 is a front, right side, top perspective view of an electronic calculator showing our new design;

FIG. 2 is front elevation view thereof, shown at an enlarged scale;

FIG. 3 is a rear elevational view thereof;

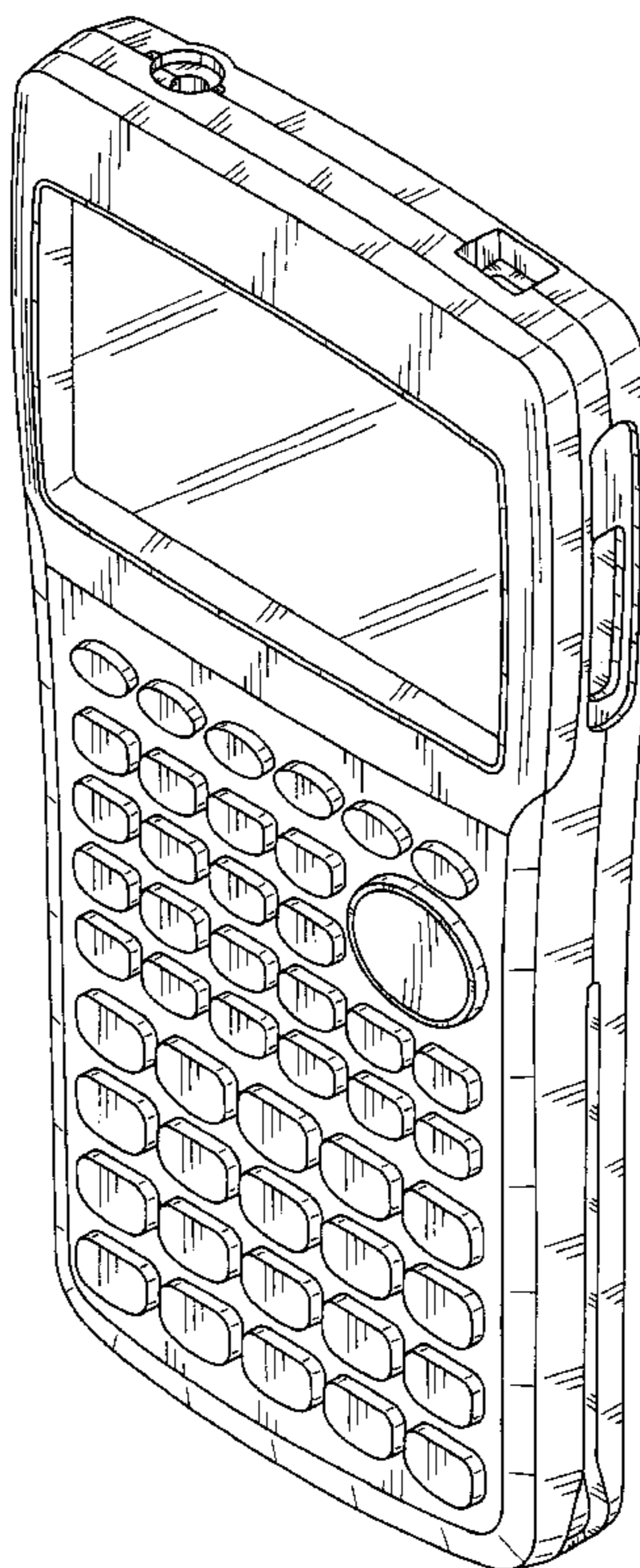
FIG. 4 is a left side view thereof;

FIG. 5 is a right side view thereof;

FIG. 6 is a top plan view thereof; and,

FIG. 7 is a bottom plan view thereof.

1 Claim, 6 Drawing Sheets



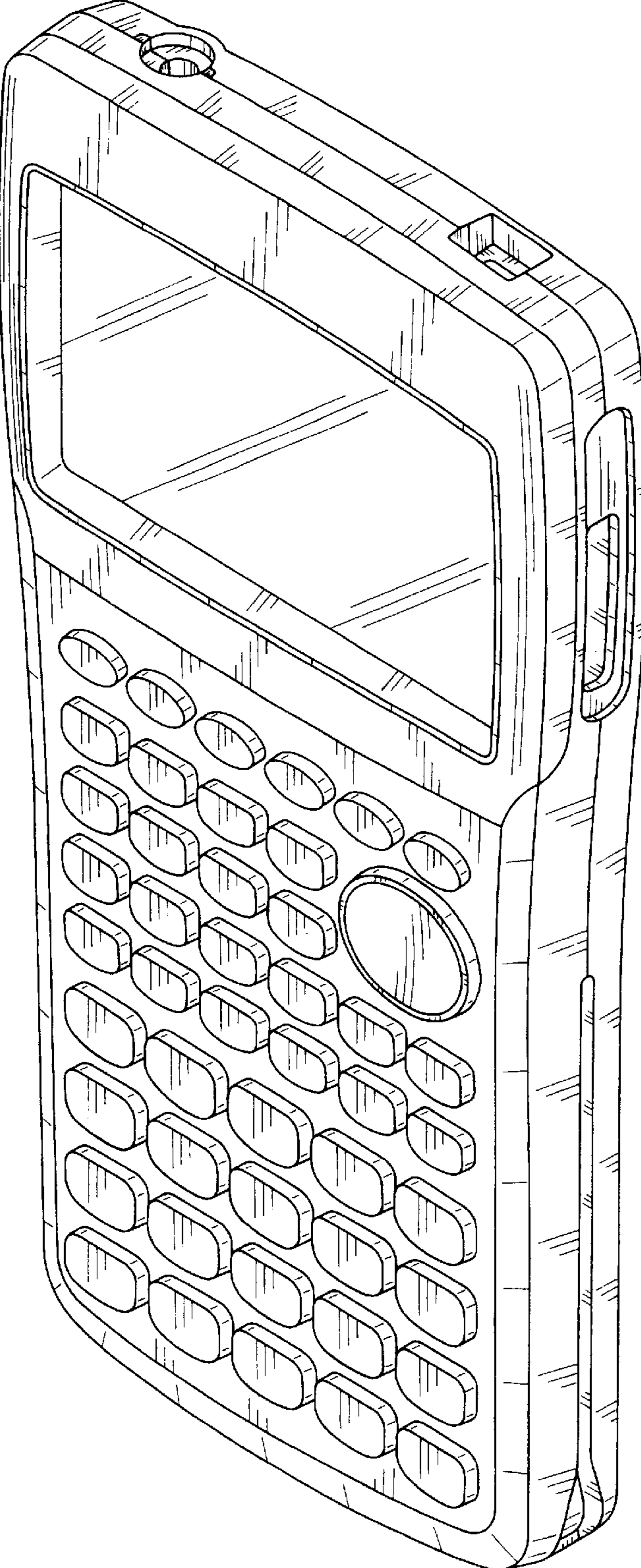


FIG. 1

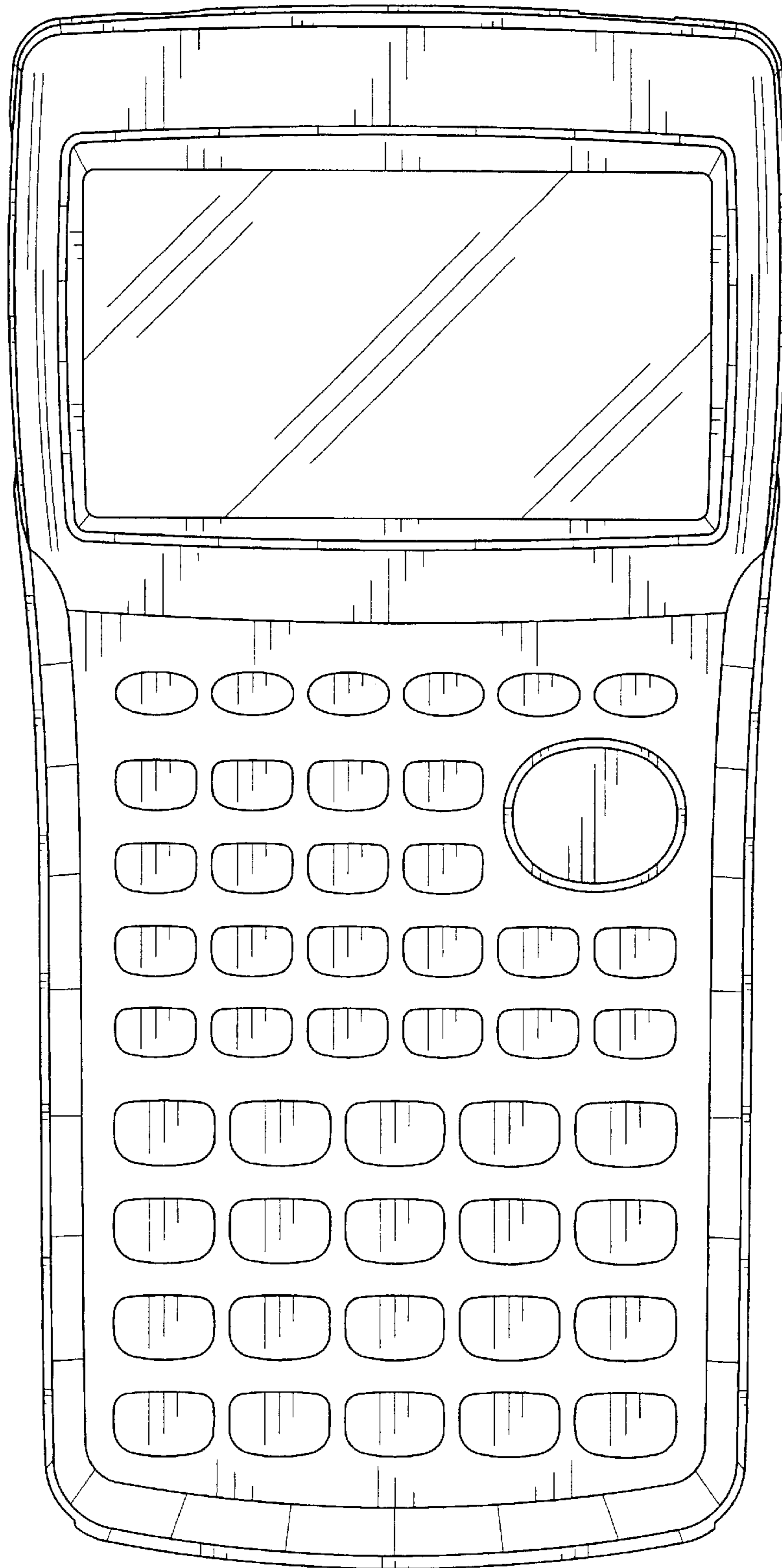


FIG. 2

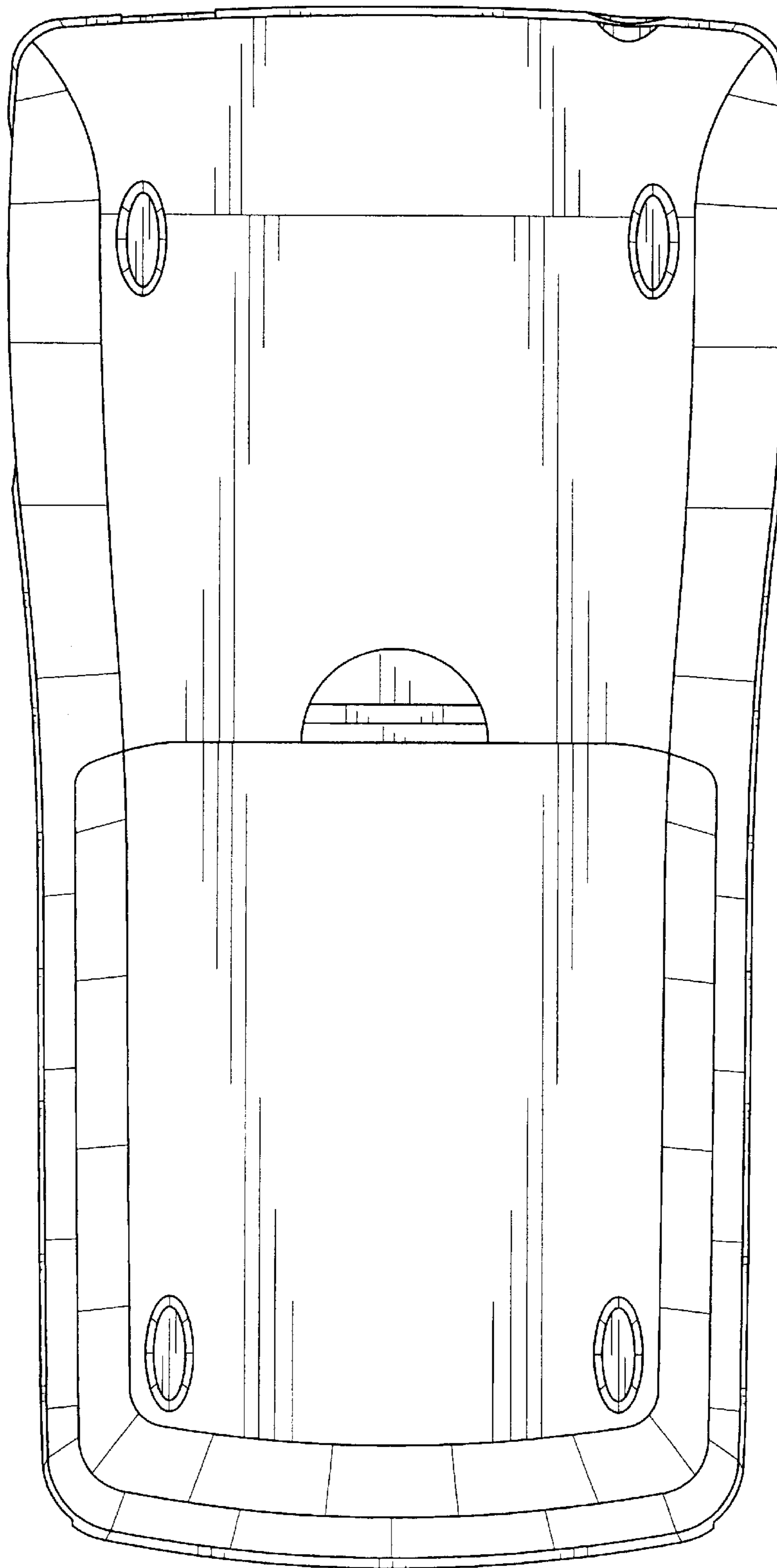


FIG. 3

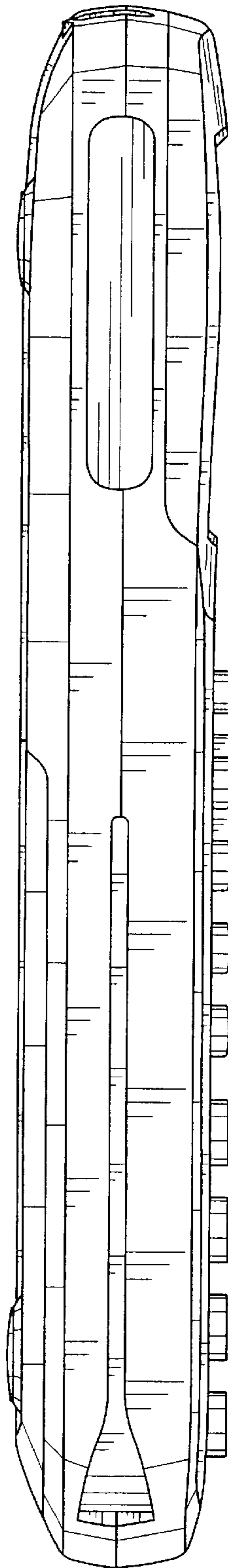


FIG. 4

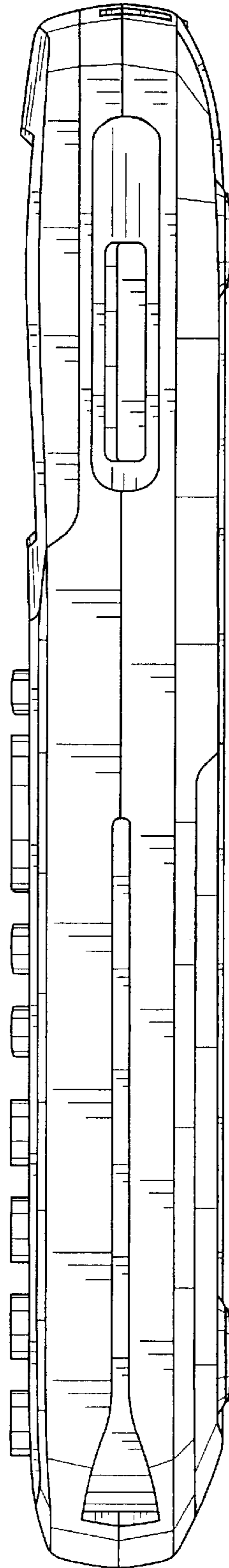


FIG. 5




FIG. 6

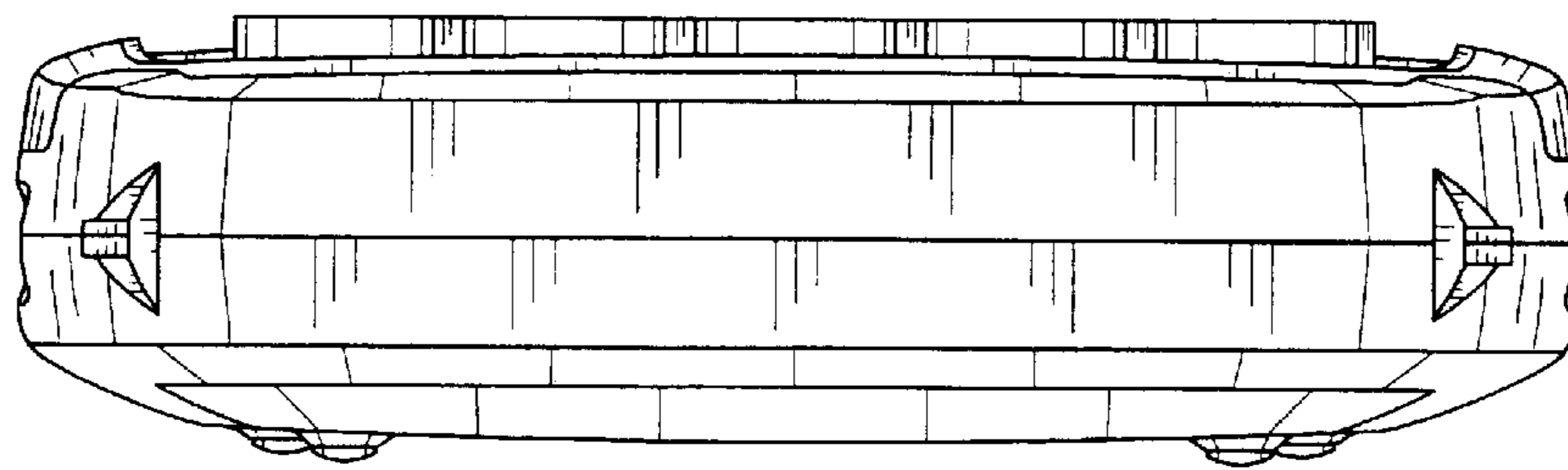


FIG. 7