

US00D536362S

(12) **United States Design Patent**
Mouclier

(10) **Patent No.:** **US D536,362 S**
(45) **Date of Patent:** **** Feb. 6, 2007**

(54) **GLASSES**
(75) Inventor: **Jean Mouclier**, Montmorency (FR)
(73) Assignee: **Cartier International B.V.**, Amsterdam (NL)
(**) Term: **14 Years**
(21) Appl. No.: **29/228,290**
(22) Filed: **Apr. 21, 2005**
(30) **Foreign Application Priority Data**

Oct. 22, 2004 (EM) 000242854-0006

(51) **LOC (8) Cl.** **16-06**
(52) **U.S. Cl.** **D16/315; D16/316; D16/334; D16/332; D16/335**
(58) **Field of Classification Search** D16/300-330, D16/101, 332-338; D29/109-110; D24/110.2; 351/41, 44, 51-52, 62, 158, 92, 103-111, 351/130, 61, 114-119, 121-123; 2/426-432, 2/448, 436, 441, 447, 434-437
See application file for complete search history.

(56) **References Cited**

U.S. PATENT DOCUMENTS

1,845,582 A * 2/1932 Courtright 351/121
D217,393 S * 4/1970 Simon D16/321
D268,271 S 3/1983 Kanoui
D272,451 S 1/1984 Kanoui
D272,452 S 1/1984 Kanoui
D274,534 S 7/1984 Kanoui
D275,204 S 8/1984 Kanoui
D282,079 S * 1/1986 Zalloni D16/321
D292,983 S 12/1987 Kanoui

D293,251 S 12/1987 Kanoui
D294,035 S 2/1988 Kanoui
D294,593 S 3/1988 Kanoui
D294,594 S 3/1988 Kanoui
D294,595 S 3/1988 Kanoui
D326,673 S 6/1992 Perrin
D346,812 S * 5/1994 Luzlbauer D16/321
D386,512 S 11/1997 Perrin et al.
D395,442 S * 6/1998 Simioni D16/327
D397,714 S * 9/1998 Simioni D16/327
D425,927 S * 5/2000 Wang D16/326
D433,699 S * 11/2000 Lepeu et al. D16/328
D434,790 S * 12/2000 Lepeu et al. D16/328
D453,993 S 3/2002 Diltoer
6,969,173 B1 * 11/2005 Ku 351/121

OTHER PUBLICATIONS

Fendi catalog, p. 12, 1997.*
Bloomingdale's, p. 29, 2003.*
Neostyle Eyewear, p. 4, 2000.*

* cited by examiner

Primary Examiner—Raphael Barkai
(74) *Attorney, Agent, or Firm*—Kalow & Springut LLP

(57) **CLAIM**

The ornamental design for glasses, as shown and described.

DESCRIPTION

FIG. 1 is a perspective view of the glasses.
FIG. 2 is a front view of the glasses; and,
FIG. 3 is a side view of the glasses.
The broken lines of the figures are for illustrative purposes only and form no part of the claimed design.

1 Claim, 1 Drawing Sheet

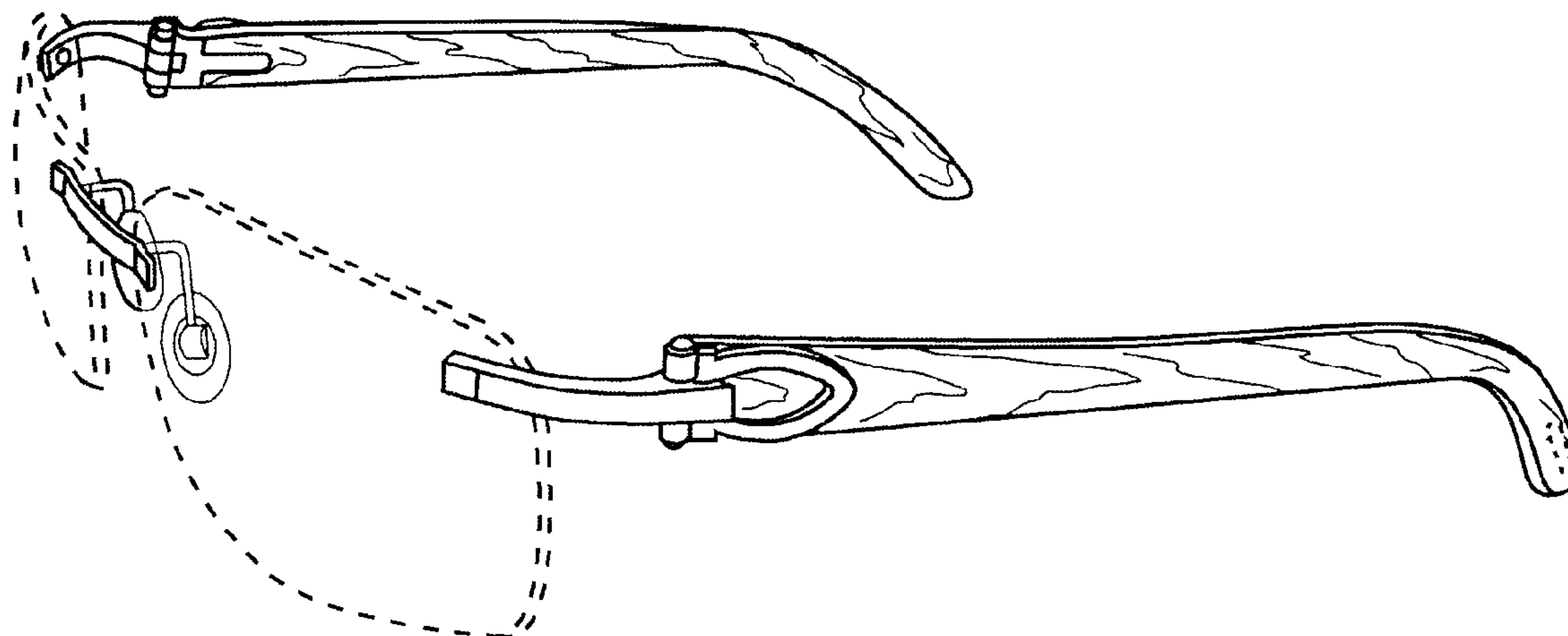


FIG. 1

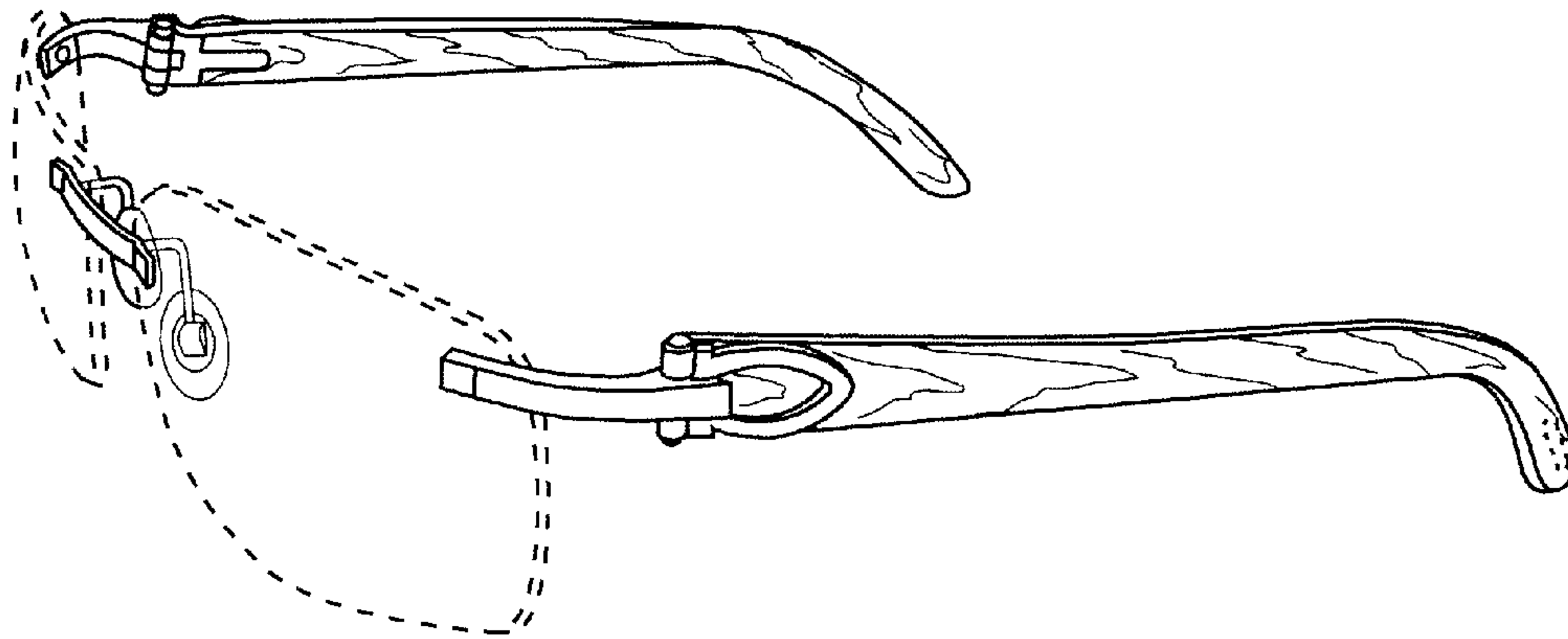


FIG. 2

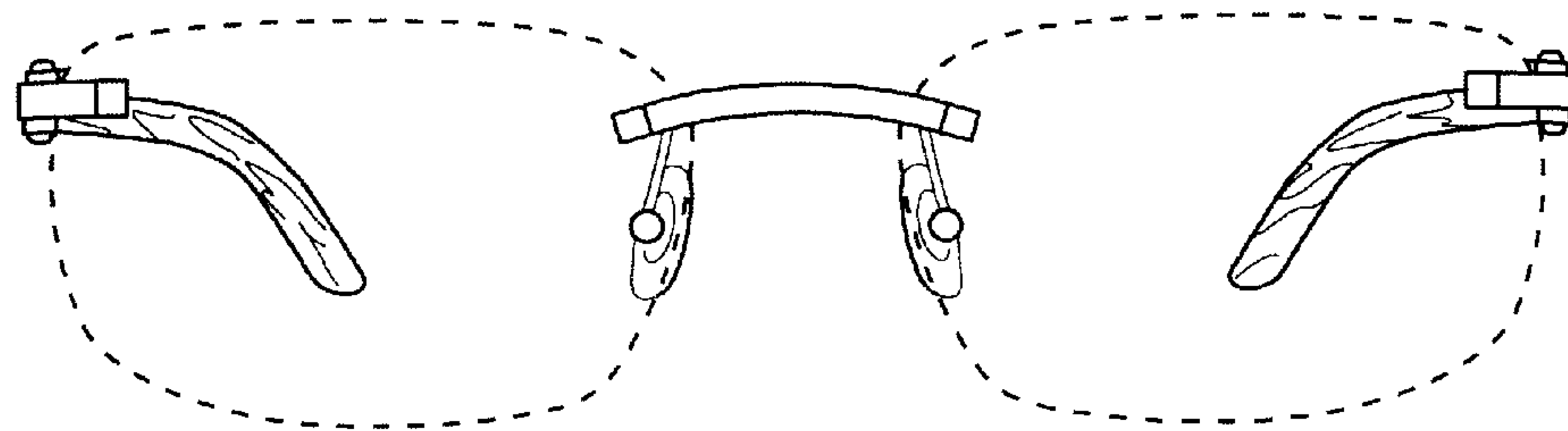


FIG. 3

