



US00D536336S

(12) **United States Design Patent**  
**Oe et al.**

(10) **Patent No.:** **US D536,336 S**

(45) **Date of Patent:** **\*\* Feb. 6, 2007**

(54) **CELL PHONE**

(75) Inventors: **Yutaka Oe**, Tokyo (JP); **Nobuyuki Enomoto**, Kyoto (JP); **Fuuji Asada**, Kyoto (JP); **Shigetaka Kanai**, Kyoto (JP)

(73) Assignee: **Vodafone K.K.**, Tokyo (JP)

(\*\*) **Term:** **14 Years**

(21) Appl. No.: **29/193,880**

(22) Filed: **Nov. 13, 2003**

(51) **LOC (8) Cl.** ..... **14-03**

(52) **U.S. Cl.** ..... **D14/248**

(58) **Field of Classification Search** ..... D14/137,  
D14/138, 147-148, 247-248, 144, 341-347;  
379/433.01-433.13, 434; 455/550.1-90.3,  
455/575.3, 566, 575.1; D21/517; 345/169;  
348/373-376; D16/208

See application file for complete search history.

(56) **References Cited**

**U.S. PATENT DOCUMENTS**

D459,326 S *	6/2002	Nagai et al.	.....	D14/138
6,466,202 B1 *	10/2002	Suso et al.	.....	345/169
D488,453 S *	4/2004	Chang et al.	.....	D14/138
D493,440 S *	7/2004	Chou et al.	.....	D14/138
D495,674 S *	9/2004	Yoo et al.	.....	D14/138
D498,468 S *	11/2004	Seo	.....	D14/138
D502,161 S *	2/2005	Kim et al.	.....	D14/138
2001/0003707 A1 *	6/2001	Moriya	.....	455/566
2003/0096582 A1 *	5/2003	Kim	.....	455/90
2003/0125079 A1 *	7/2003	Park et al.	.....	455/556
2003/0174240 A1 *	9/2003	Wada et al.	.....	348/374
2003/0199290 A1 *	10/2003	Viertola	.....	455/575.1
2003/0216157 A1 *	11/2003	Wang et al.	.....	455/575.1
2003/0228847 A1 *	12/2003	Matsumoto	.....	455/90.3
2004/0009789 A1 *	1/2004	Park et al.	.....	455/556.1
2004/0014490 A1 *	1/2004	Muramatsu et al.	.....	455/550.1

2004/0116166 A1 *	6/2004	Makishima	.....	455/575.1
2004/0137958 A1 *	7/2004	Sawai	.....	455/566
2004/0166907 A1 *	8/2004	Yajima	.....	455/575.3
2004/0192401 A1 *	9/2004	Kaida	.....	455/566
2004/0209641 A1 *	10/2004	Hong	.....	455/550.1
2005/0003871 A1 *	1/2005	Shiue et al.	.....	455/575.3

\* cited by examiner

*Primary Examiner*—Jeffrey Asch

(74) *Attorney, Agent, or Firm*—Pitney Hardin LLP

(57) **CLAIM**

The ornamental design for a cell phone, as shown and described.

**DESCRIPTION**

FIG. 1 is a front view depicting our ornamental design when open.

FIG. 2 is a rear view thereof;

FIG. 3 is a right side view thereof;

FIG. 4 is a left side view thereof;

FIG. 5 is a top plan view thereof;

FIG. 6 is a bottom plan view thereof;

FIG. 7 is a front view when closed;

FIG. 8 is a rear view when closed;

FIG. 9 is a right side view when closed;

FIG. 10 is a left side view when closed;

FIG. 11 is a top plan view when closed;

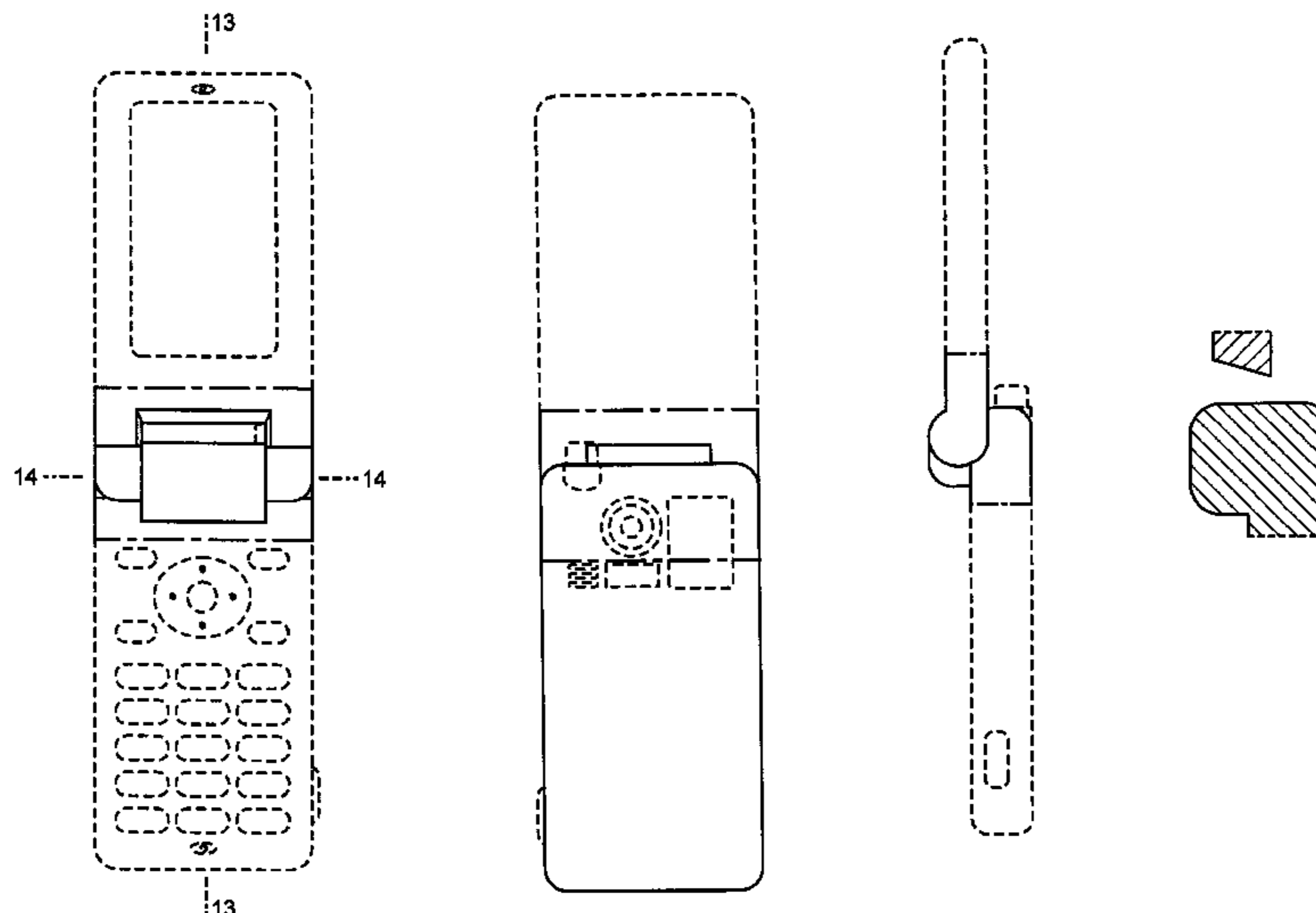
FIG. 12 is a bottom view when closed;

FIG. 13 is a sectional view along line 13—13 of FIG. 1 of the cell phone of our ornamental design; and,

FIG. 14 is a sectional view along line 14—14 of FIG. 1 of the cell phone of our ornamental design.

The broken line showings of portions of the cell phone throughout the views are for illustrative purposes only and form no part of the claimed design. The uneven, short-dash long-dash lines indicate the boundary of, but form no part of, the claimed design.

**1 Claim, 14 Drawing Sheets**



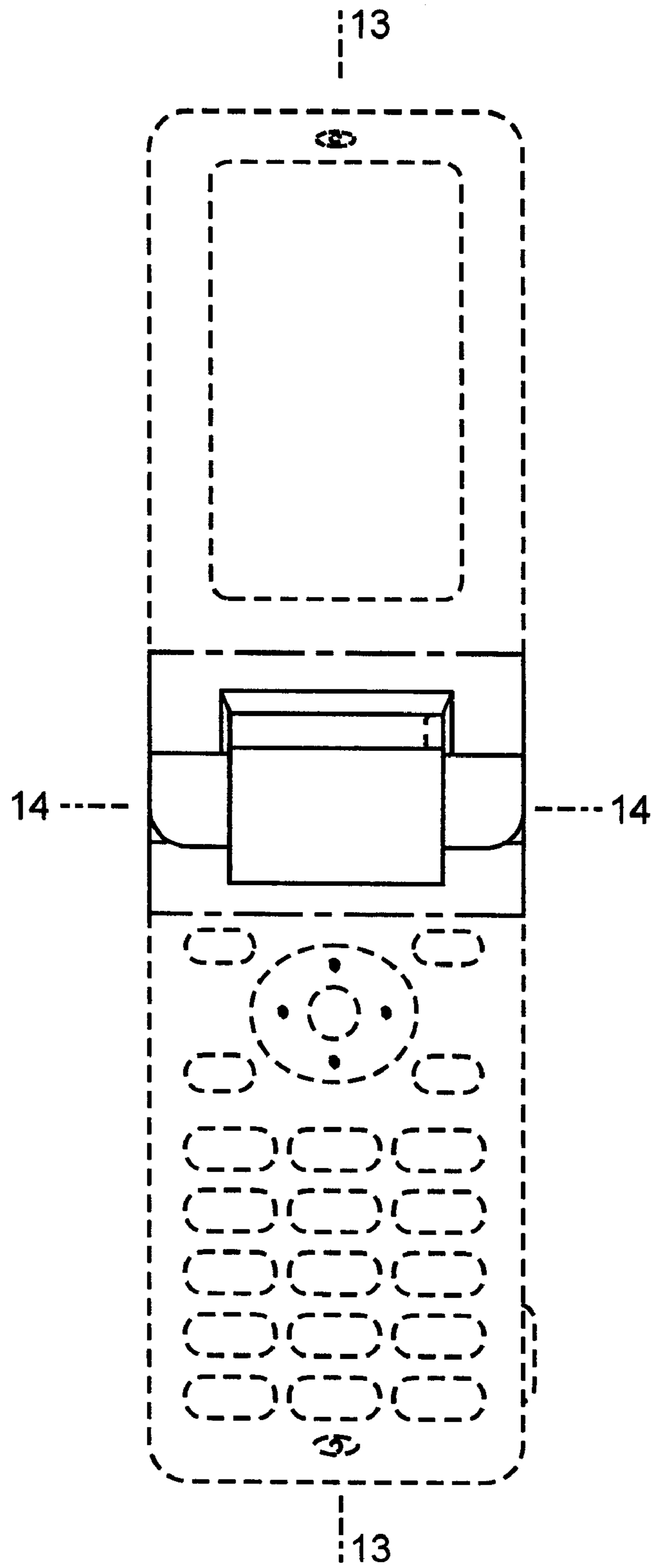


FIG. 1

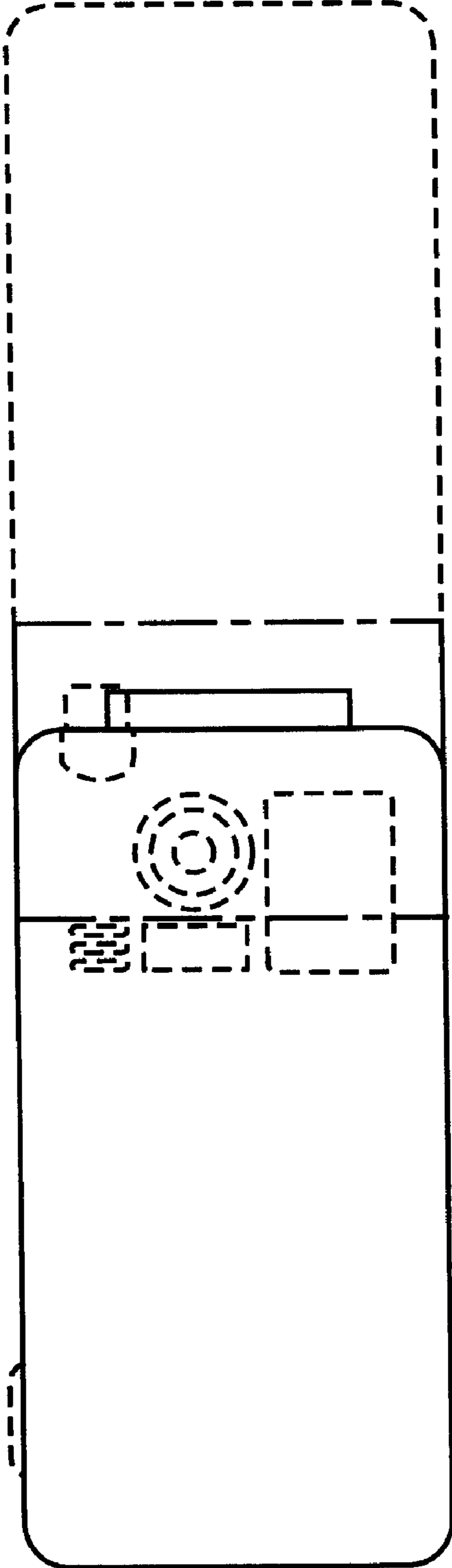


FIG. 2

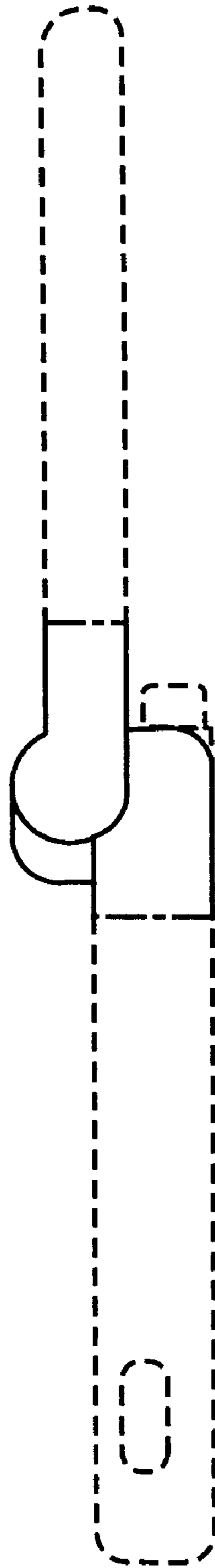


FIG. 3

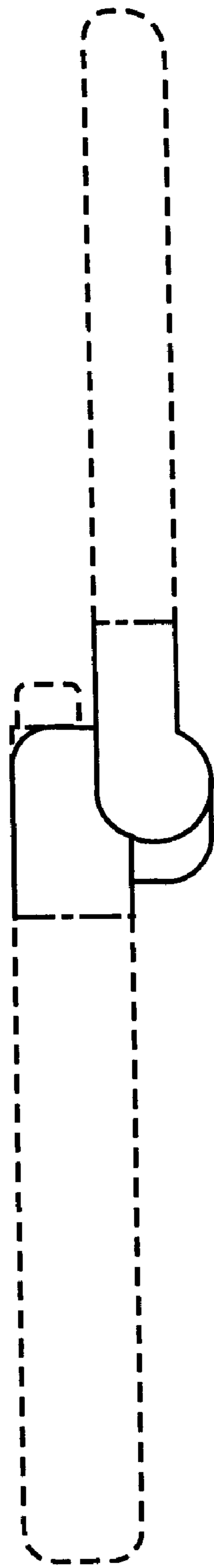


FIG. 4




FIG. 5




FIG. 6




FIG. 7



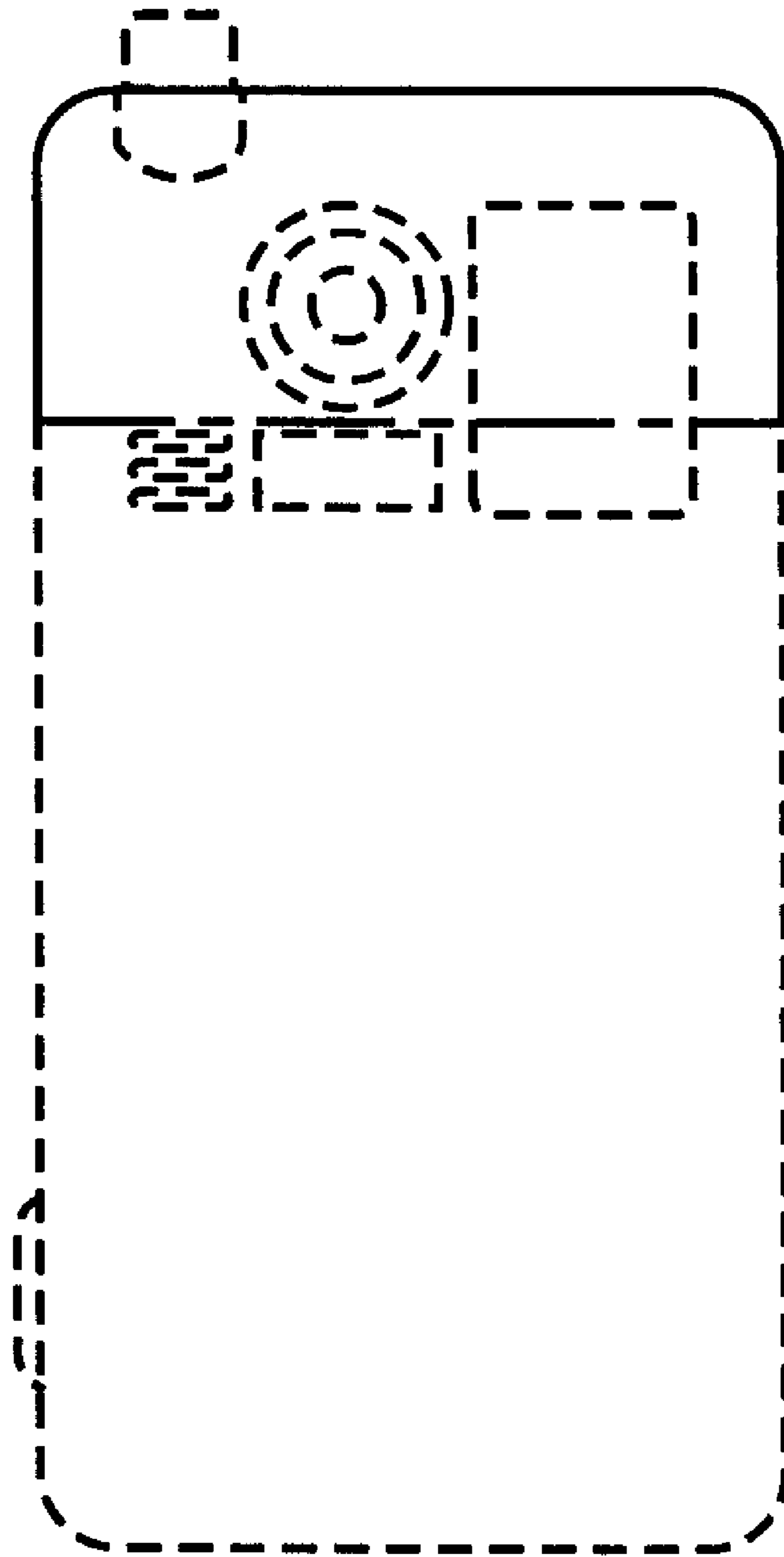


FIG. 8

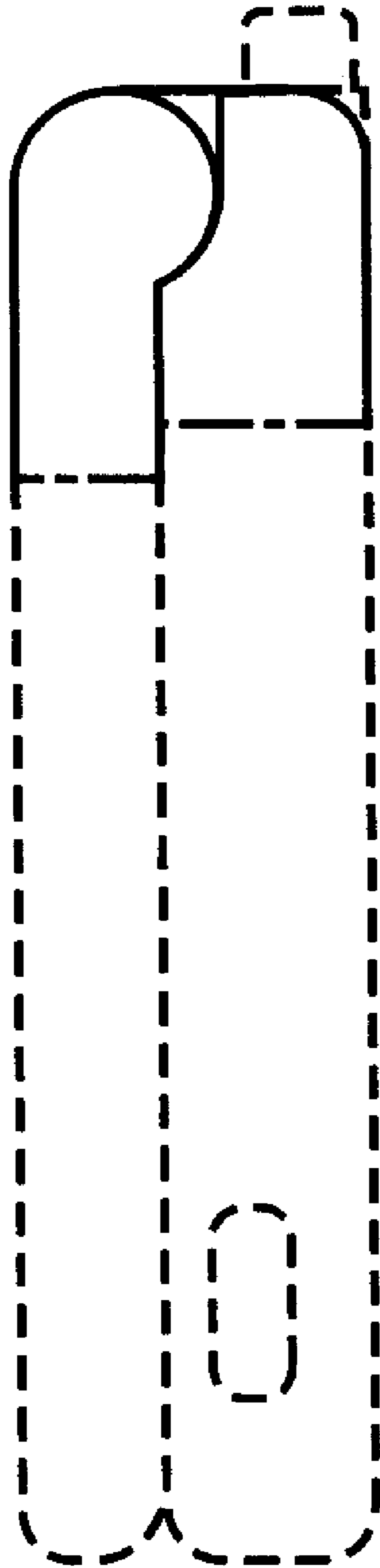


FIG. 9




FIG. 10




FIG. 11




FIG. 12

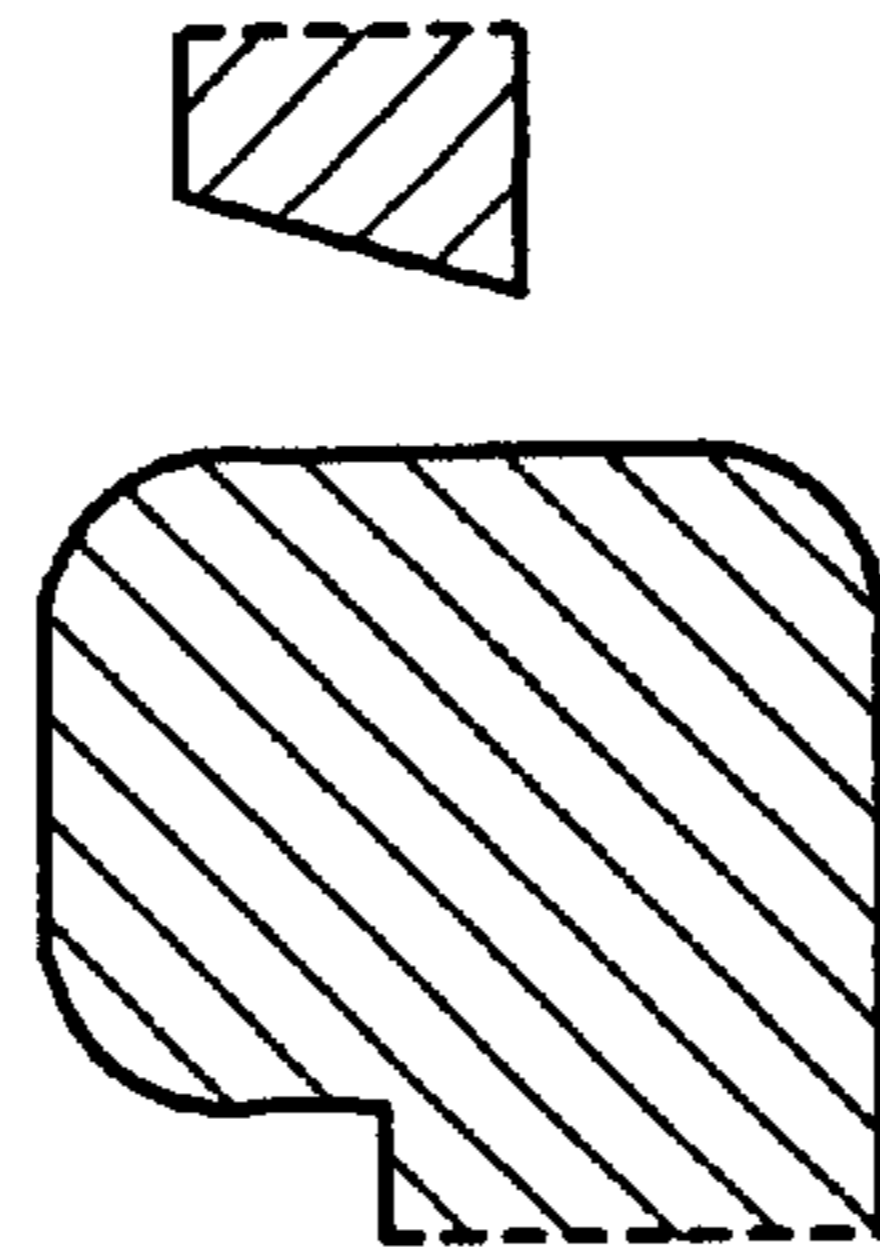


FIG. 13

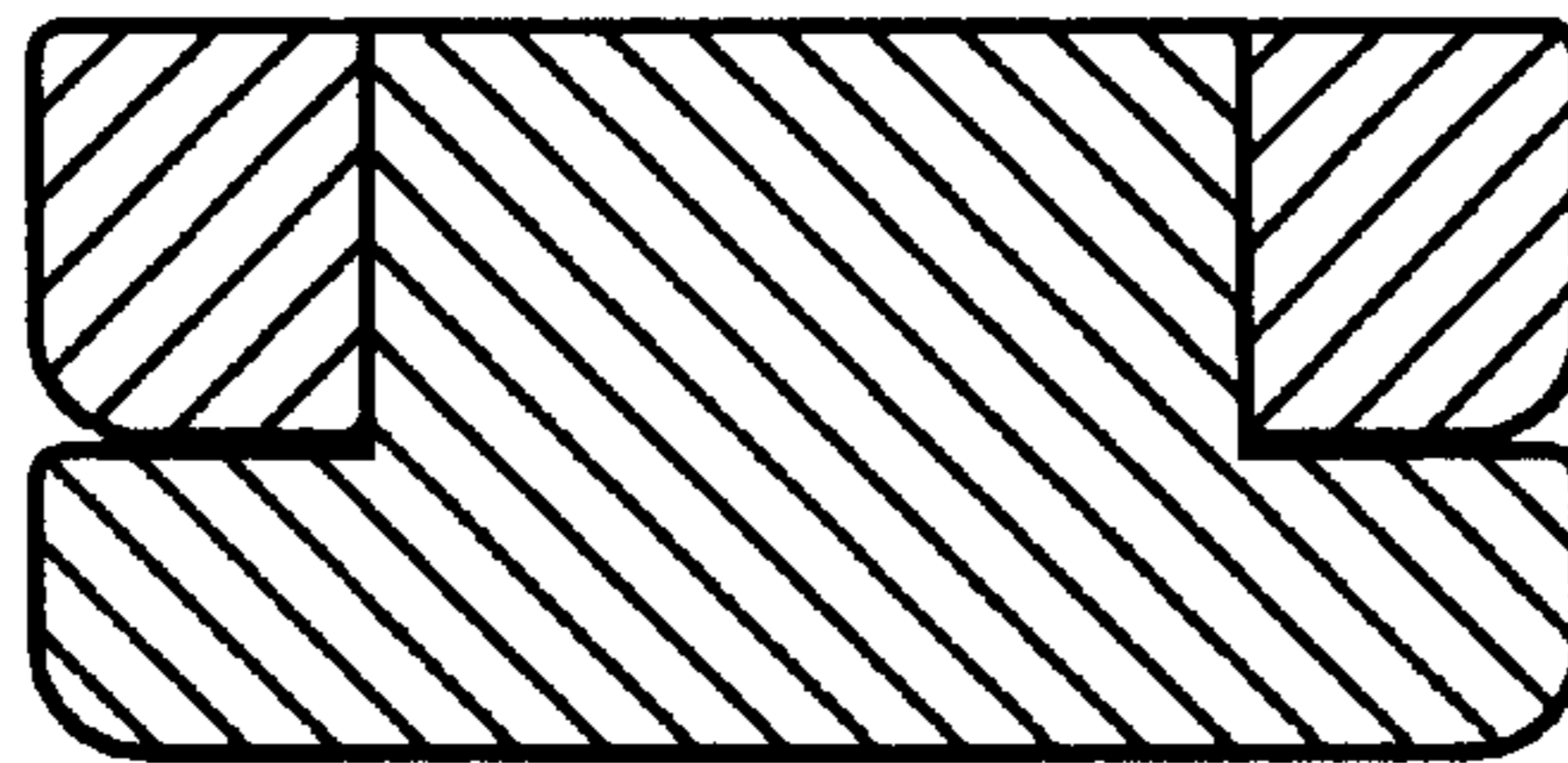


FIG. 14