



US00D536314S

(12) **United States Design Patent**
Chen et al.

(10) **Patent No.:** **US D536,314 S**

(45) **Date of Patent:** **** Feb. 6, 2007**

(54) **REAR PROJECTOR TV**

(75) Inventors: **Yung-Song Chen**, Kaohsiung County (TW); **Ching-Lin Yeh**, Taoyuan County (TW); **Cheng-Shan Lin**, Taipei County (TW); **Yung-Chuan Ma**, Taoyuan (TW); **Chien-Jui Wang**, Taipei (TW)

(73) Assignee: **Benq Corporation**, Taoyuan (TW)

(**) Term: **14 Years**

(21) Appl. No.: **29/222,161**

(22) Filed: **Jan. 26, 2005**

(30) **Foreign Application Priority Data**

Dec. 22, 2004 (TW) 93308008

(51) **LOC (8) Cl.** **14-03**

(52) **U.S. Cl.** **D14/128**

(58) **Field of Classification Search** D14/125, D14/126, 127, 128, 129, 133, 134, 374, 375, D14/376; 348/836, 838, 180, 184, 325, 739, 348/787, 789; 248/917-924; 345/104, 133, 345/156, 168, 87, 173; 341/12

See application file for complete search history.

(56) **References Cited**

U.S. PATENT DOCUMENTS

D418,832 S * 1/2000 Tsuge D14/128

D419,549 S * 1/2000 Tsuge D14/128
D431,232 S * 9/2000 Yokoyama et al. D14/128
D471,170 S * 3/2003 Benedetti D14/128
D474,454 S * 5/2003 Izu et al. D14/133
D487,433 S * 3/2004 Kanatani D14/126
D488,784 S * 4/2004 Takami et al. D14/126
D490,063 S * 5/2004 Miller D14/126
D508,472 S * 8/2005 Huang D14/128
D512,388 S * 12/2005 Hayakawa D14/128
D517,508 S * 3/2006 Inaba D14/126
2004/0165118 A1 * 8/2004 Huber 348/789

* cited by examiner

Primary Examiner—Philip S. Hyder

(74) *Attorney, Agent, or Firm*—Quintero Law Office


(57) **CLAIM**

The ornamental design for a rear projector TV, as shown and described.

DESCRIPTION

FIG. 1 is a perspective view thereof;
FIG. 2 is a front elevational view thereof;
FIG. 3 is a rear elevational view thereof;
FIG. 4 is a right left side elevational view thereof;
FIG. 5 is a left side elevational view thereof;
FIG. 6 is a top plan view thereof;
FIG. 7 is a bottom plan view thereof; and,
FIG. 8 is a rear perspective view thereof.

1 Claim, 5 Drawing Sheets






FIG. 1

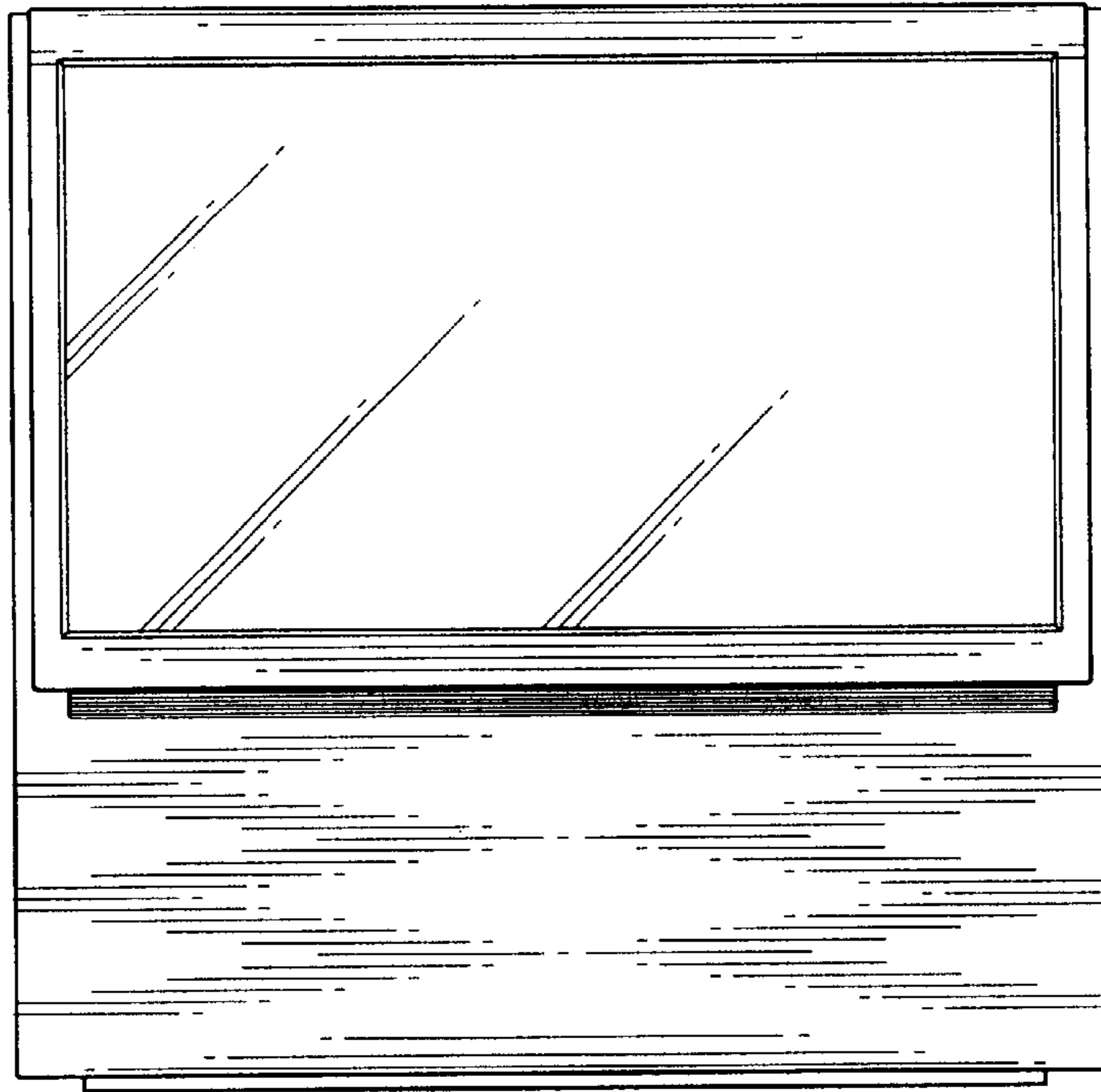


FIG. 2




FIG. 3




FIG. 4




FIG. 5




FIG. 6




FIG. 7




FIG. 8