



US00D536313S

(12) **United States Design Patent**  
**Chen et al.**

(10) **Patent No.:** **US D536,313 S**

(45) **Date of Patent:** **\*\* Feb. 6, 2007**

(54) **LCD TV**

(75) Inventors: **Yung-Song Chen**, Fengshan (TW);  
**Hsien-Chun Chang**, Taoyuan (TW);  
**Ching-Lin Yeh**, Taoyuan (TW);  
**Cheng-Shan Lin**, Jhonghe (TW);  
**Yung-Chuan Ma**, Taoyuan (TW);  
**Chien-Jui Wang**, Taipei (TW)

(73) Assignee: **BenQ Corporation**, Taoyuan (TW)

(\*\*) Term: **14 Years**

(21) Appl. No.: **29/226,321**

(22) Filed: **Mar. 28, 2005**

(30) **Foreign Application Priority Data**

Dec. 22, 2004 (TW) ..... 93308013

(51) **LOC (8) Cl.** ..... **14-03**

(52) **U.S. Cl.** ..... **D14/126**

(58) **Field of Classification Search** ..... D14/125-134,  
D14/239, 371, 136, 374-377; 312/7.2; 348/836,  
348/838, 180, 184, 325, 739; 341/12; 248/917-924,  
248/465; 345/104, 133, 156, 168, 87, 173;  
720/605, 669, 600, 655; 369/99, 197; 455/344-347  
See application file for complete search history.

(56) **References Cited**

**U.S. PATENT DOCUMENTS**

D376,588 S \* 12/1996 Shinano ..... D14/374

D454,845 S \* 3/2002 Niitsu ..... D14/126  
D458,238 S \* 6/2002 Niitsu ..... D14/126  
D460,425 S \* 7/2002 Joe ..... D14/126  
D491,151 S \* 6/2004 Nagao ..... D14/126  
D510,328 S \* 10/2005 Shih et al. .... D14/126  
D510,919 S \* 10/2005 Kubota et al. .... D14/126  
D527,358 S \* 8/2006 Voege ..... D14/126

\* cited by examiner

*Primary Examiner*—Raphael Barkai

(74) *Attorney, Agent, or Firm*—Thomas, Kayden,  
Horstemeyer & Risley

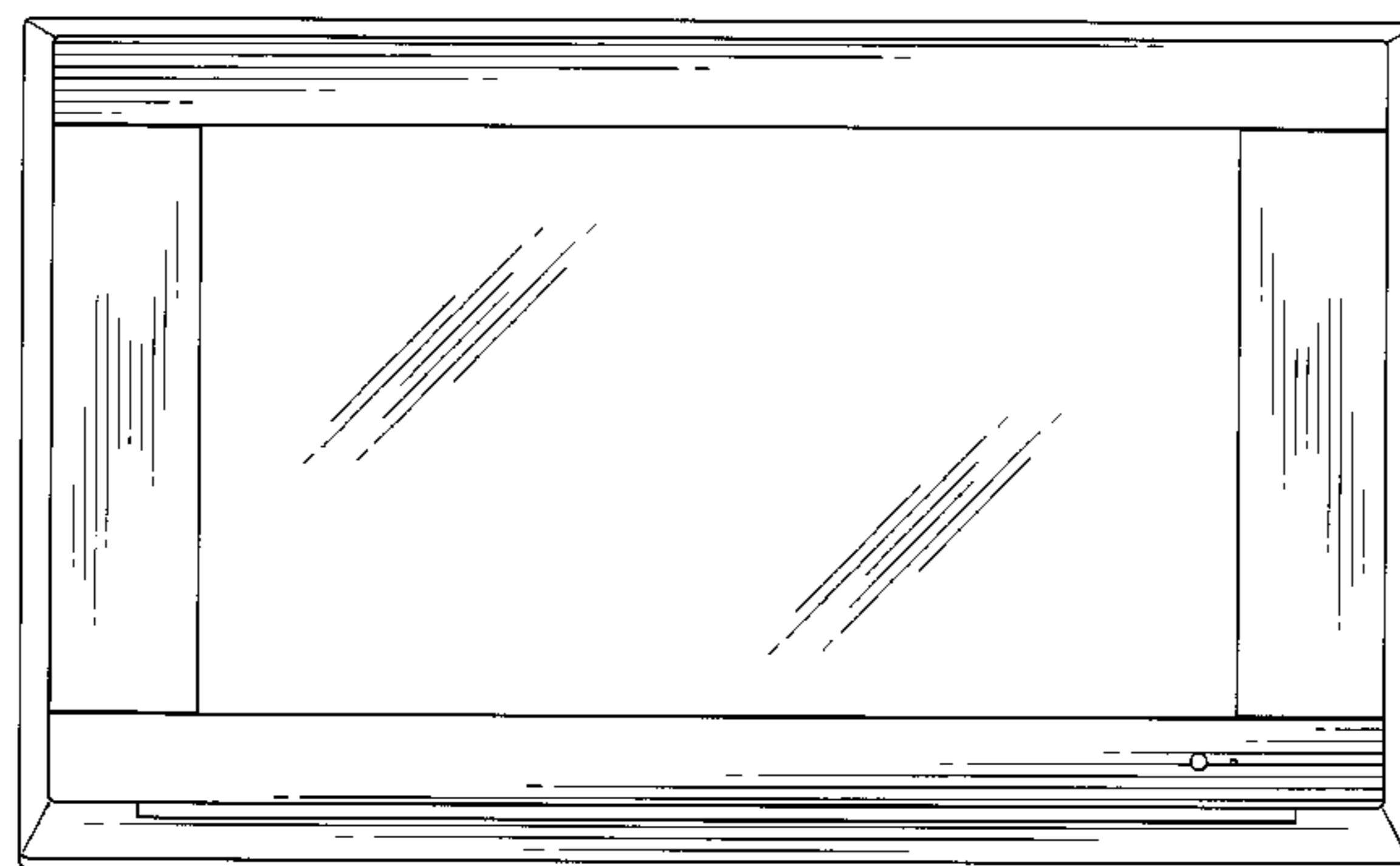
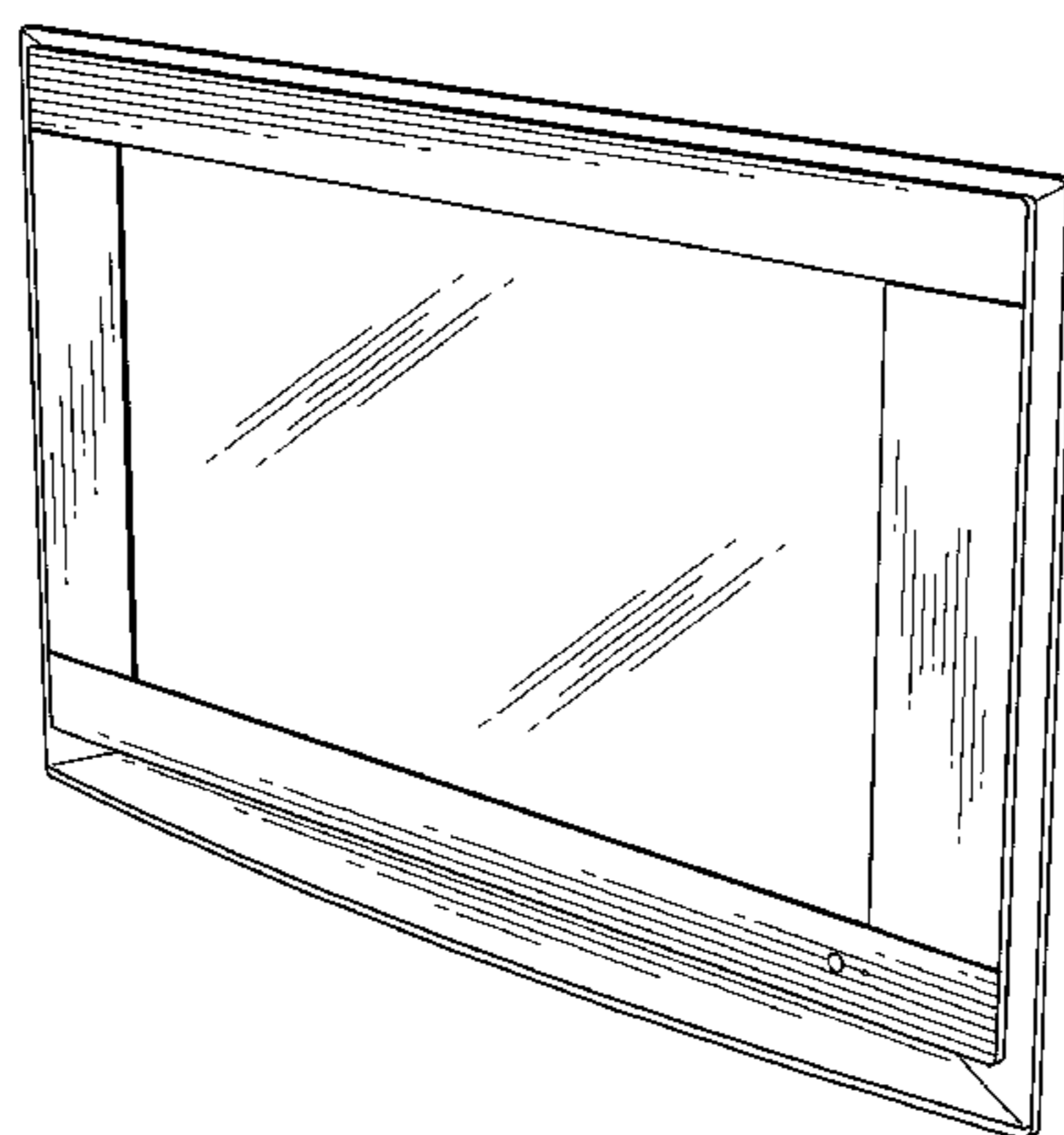
(57) **CLAIM**

The ornamental design for a LCD TV, as shown and described.

**DESCRIPTION**

FIG. 1 is a perspective view thereof;  
FIG. 2 is a front elevational view thereof;  
FIG. 3 is a rear elevational view thereof;  
FIG. 4 is a right side elevational view thereof;  
FIG. 5 is a left side elevational view thereof;  
FIG. 6 is a top plan view thereof; and,  
FIG. 7 is a bottom plan view thereof.

**1 Claim, 5 Drawing Sheets**






FIG. 1

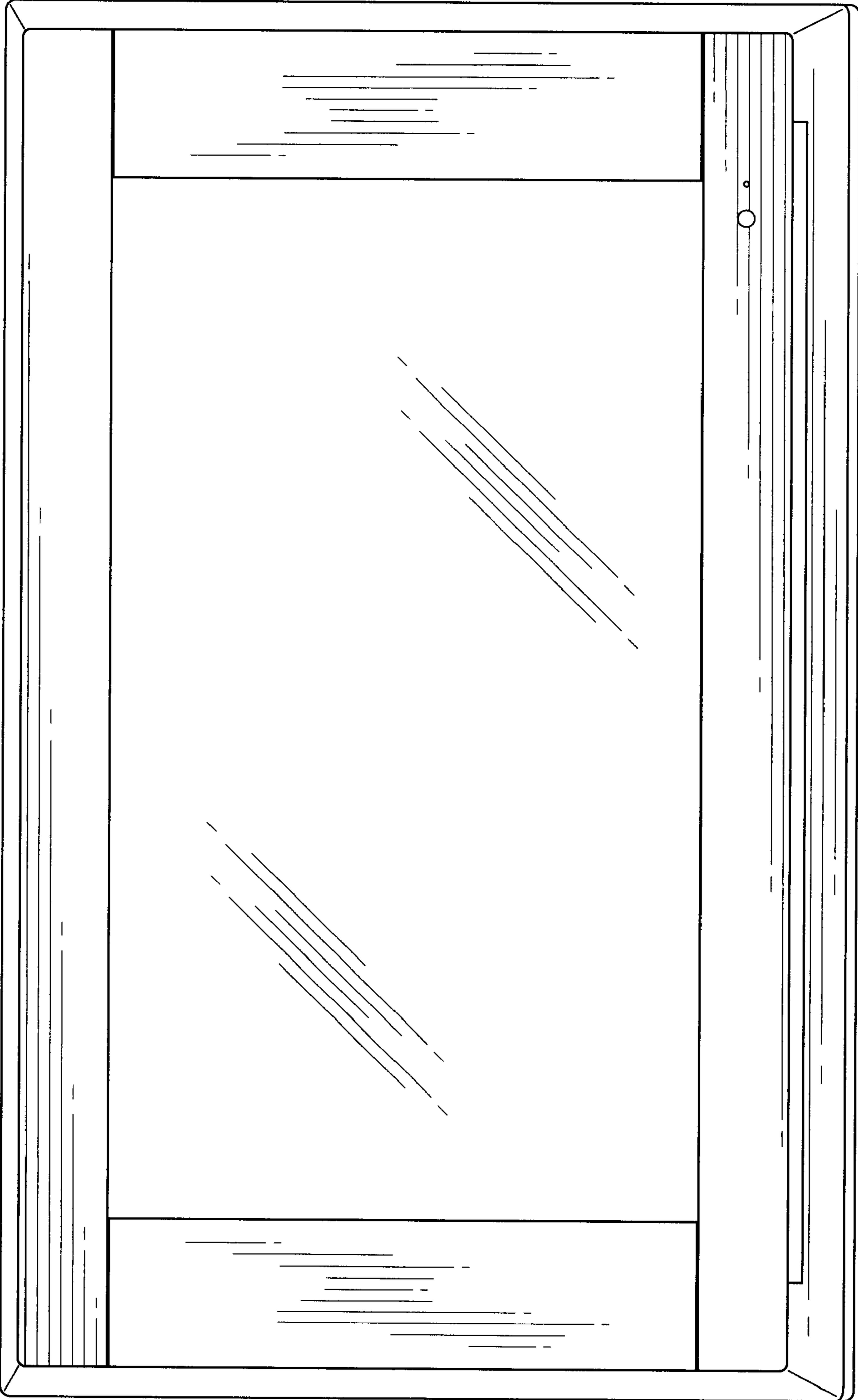


FIG. 2

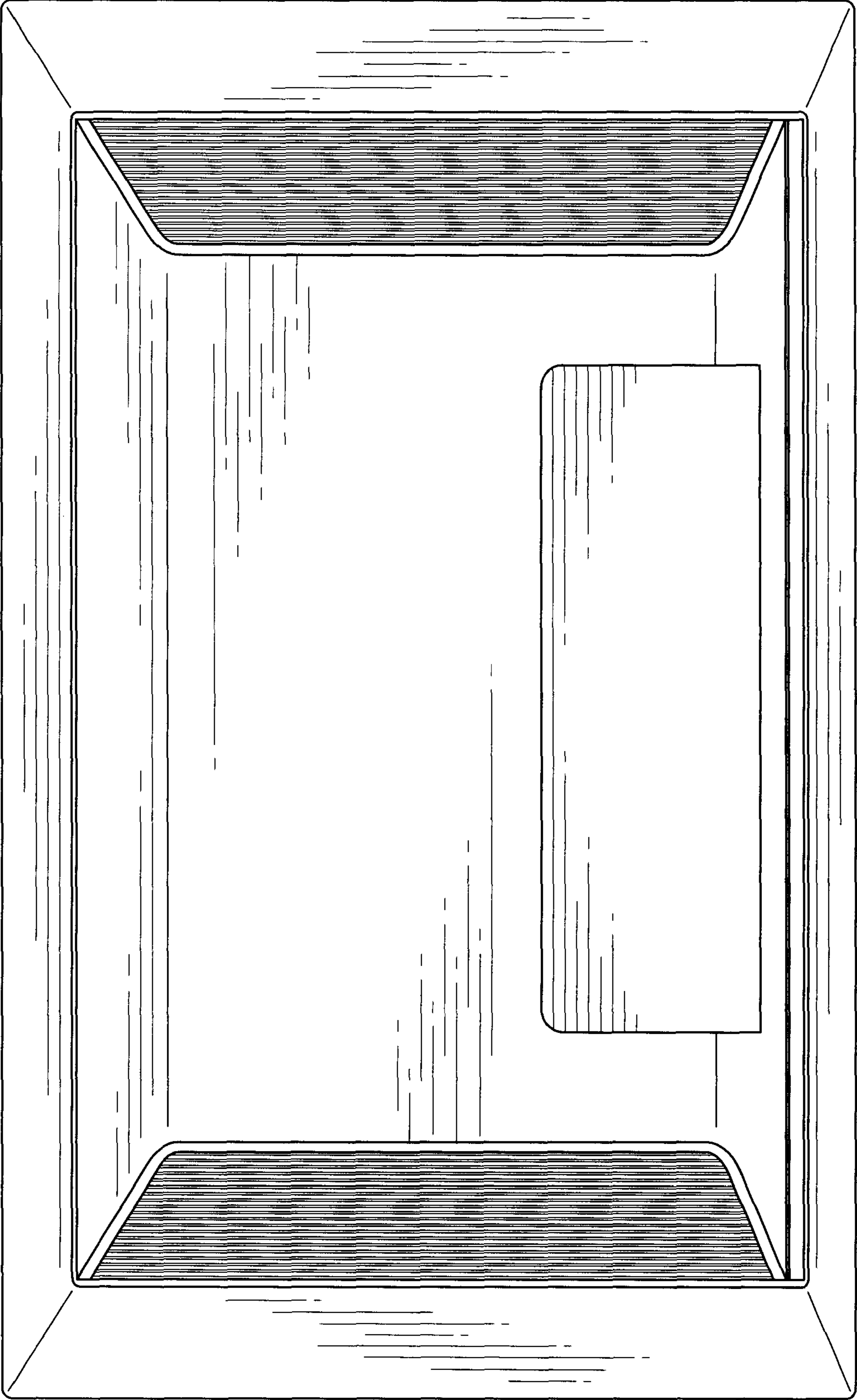


FIG. 3




FIG. 5



FIG. 4




FIG. 6

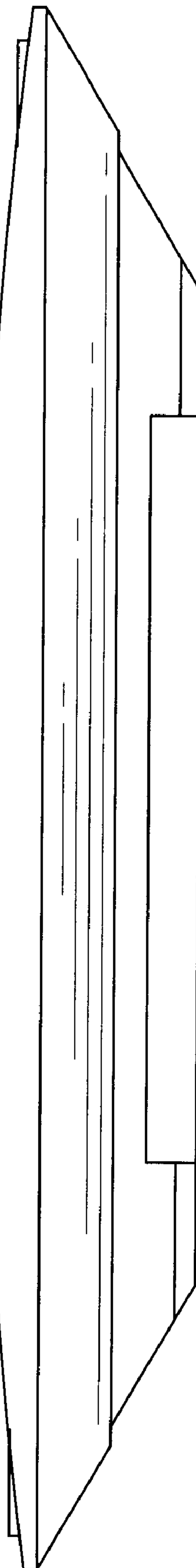


FIG. 7