

US00D536311S

(12) **United States Design Patent**  
**Park**

(10) **Patent No.:** **US D536,311 S**

(45) **Date of Patent:** **\*\* Feb. 6, 2007**

(54) **TELEVISION MONITOR**

(75) Inventor: **Sun Ha Park**, Seoul (KR)

(73) Assignee: **LG Electronics Inc.**, Seoul (KR)

(\*\*) Term: **14 Years**

(21) Appl. No.: **29/218,527**

(22) Filed: **Dec. 6, 2004**

(30) **Foreign Application Priority Data**

Jun. 7, 2004 (KR) ..... 30-2004-0016852

(51) **LOC (8) Cl.** ..... **14-03**

(52) **U.S. Cl.** ..... **D14/126**

(58) **Field of Classification Search** ..... D14/125-135,  
D14/239, 379, 371, 374, 375, 376, 113; D13/151,  
D13/153; 312/7.2; 348/836, 838, 180, 184,  
348/325, 739; 341/12; 248/917-924; 345/104,  
345/133, 156, 168, 87, 173; 349/1, 2, 11,  
349/62

See application file for complete search history.

(56) **References Cited**

**U.S. PATENT DOCUMENTS**

D493,431 S \* 7/2004 Forlenza et al. .... D14/126  
D494,942 S \* 8/2004 Forlenza ..... D14/126  
D501,186 S \* 1/2005 Kita ..... D14/126

D503,391 S \* 3/2005 Kato et al. .... D14/126  
D505,406 S \* 5/2005 Sham ..... D14/128  
D507,547 S \* 7/2005 Ko et al. .... D14/128  
D512,032 S \* 11/2005 Joe et al. .... D14/128  
D514,536 S \* 2/2006 Villalobos et al. .... D14/128  
D514,537 S \* 2/2006 Villalobos et al. .... D14/128  
D515,048 S \* 2/2006 Villalobos et al. .... D14/128  
D519,090 S \* 4/2006 Forlenza ..... D14/128

\* cited by examiner

*Primary Examiner*—Philip Hyder

*Assistant Examiner*—Randall H. Gholson

(74) *Attorney, Agent, or Firm*—Birch, Stewart, Kolasch & Birch, LLP

(57) **CLAIM**

The ornamental design for a television monitor, as shown and described.

**DESCRIPTION**

FIG. 1 is a perspective view of a television monitor showing my new design;

FIG. 2 is a front view thereof;

FIG. 3 is a rear view thereof;

FIG. 4 is a left side view thereof;

FIG. 5 is a right side view thereof;

FIG. 6 is a top plan view thereof; and,

FIG. 7 is a bottom plan view thereof.

**1 Claim, 6 Drawing Sheets**

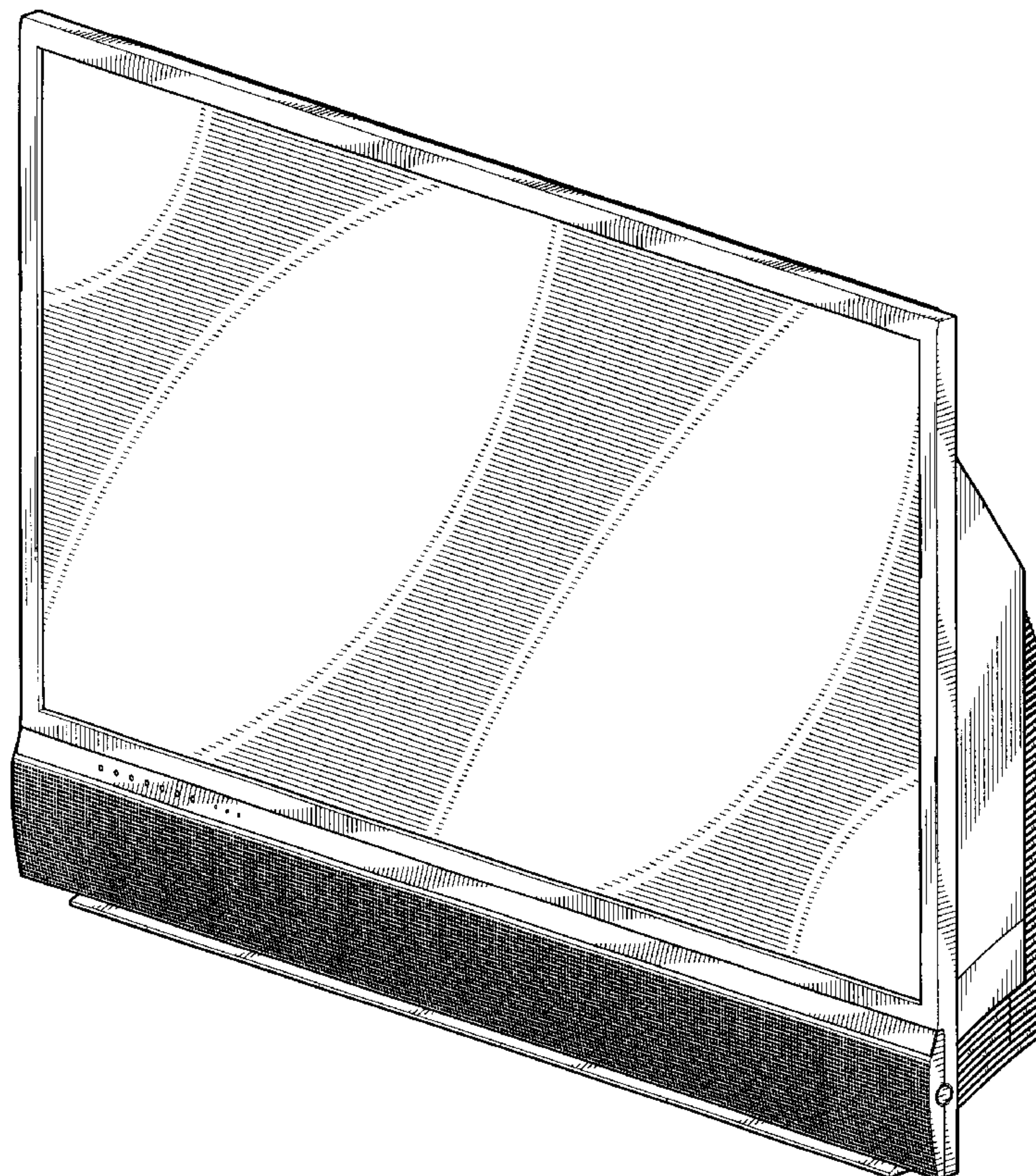




FIG. 1

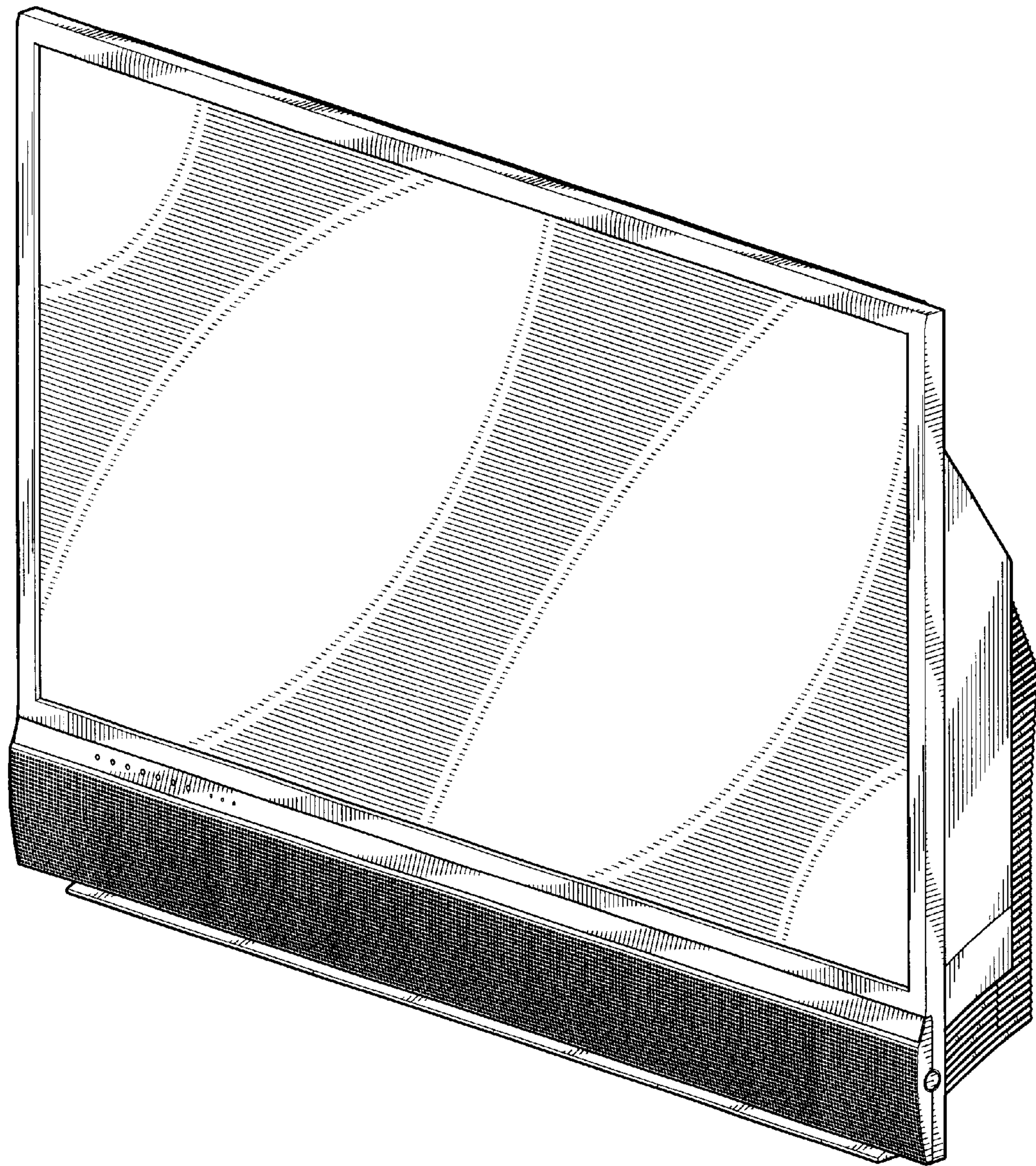


FIG. 2




FIG. 3




FIG. 4

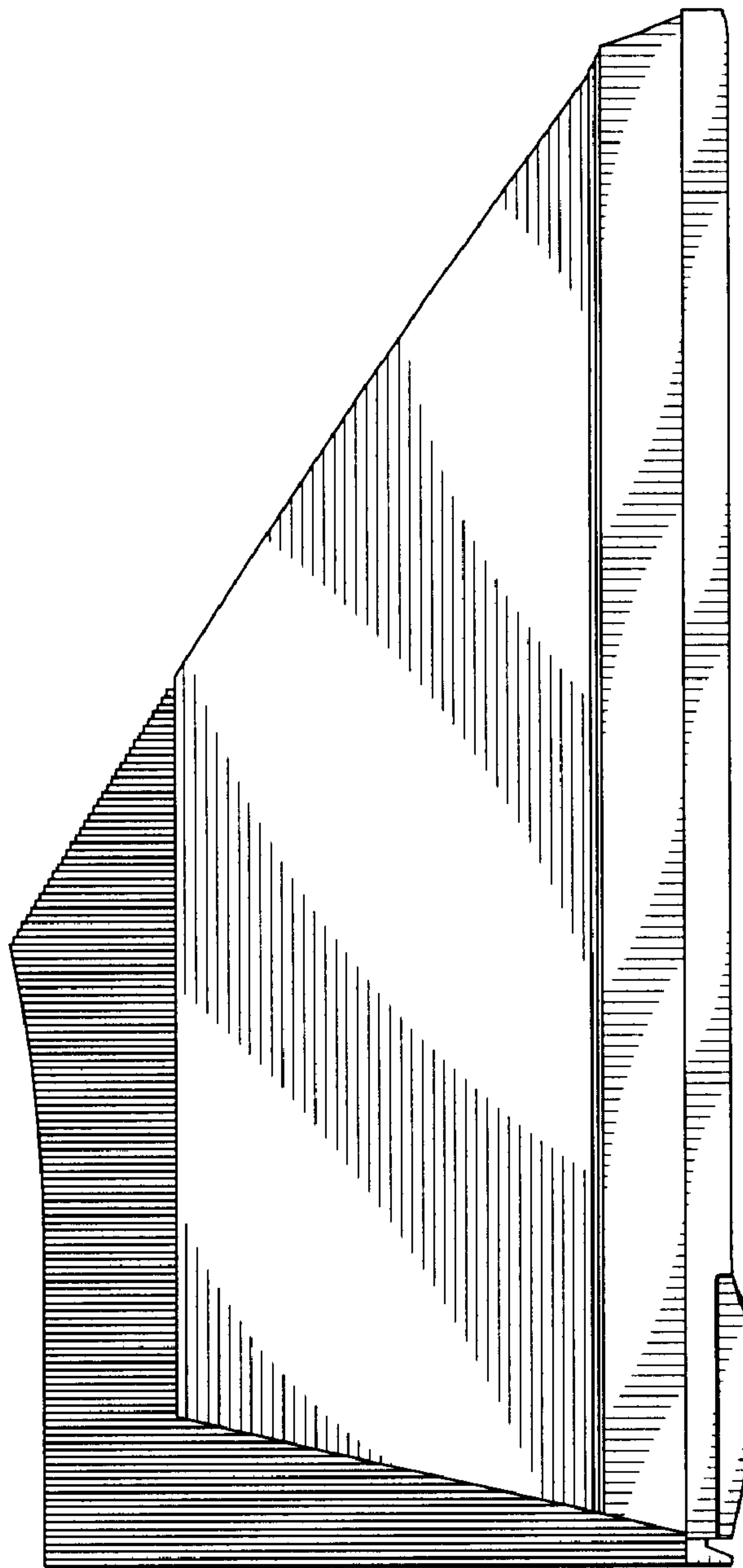




FIG. 5

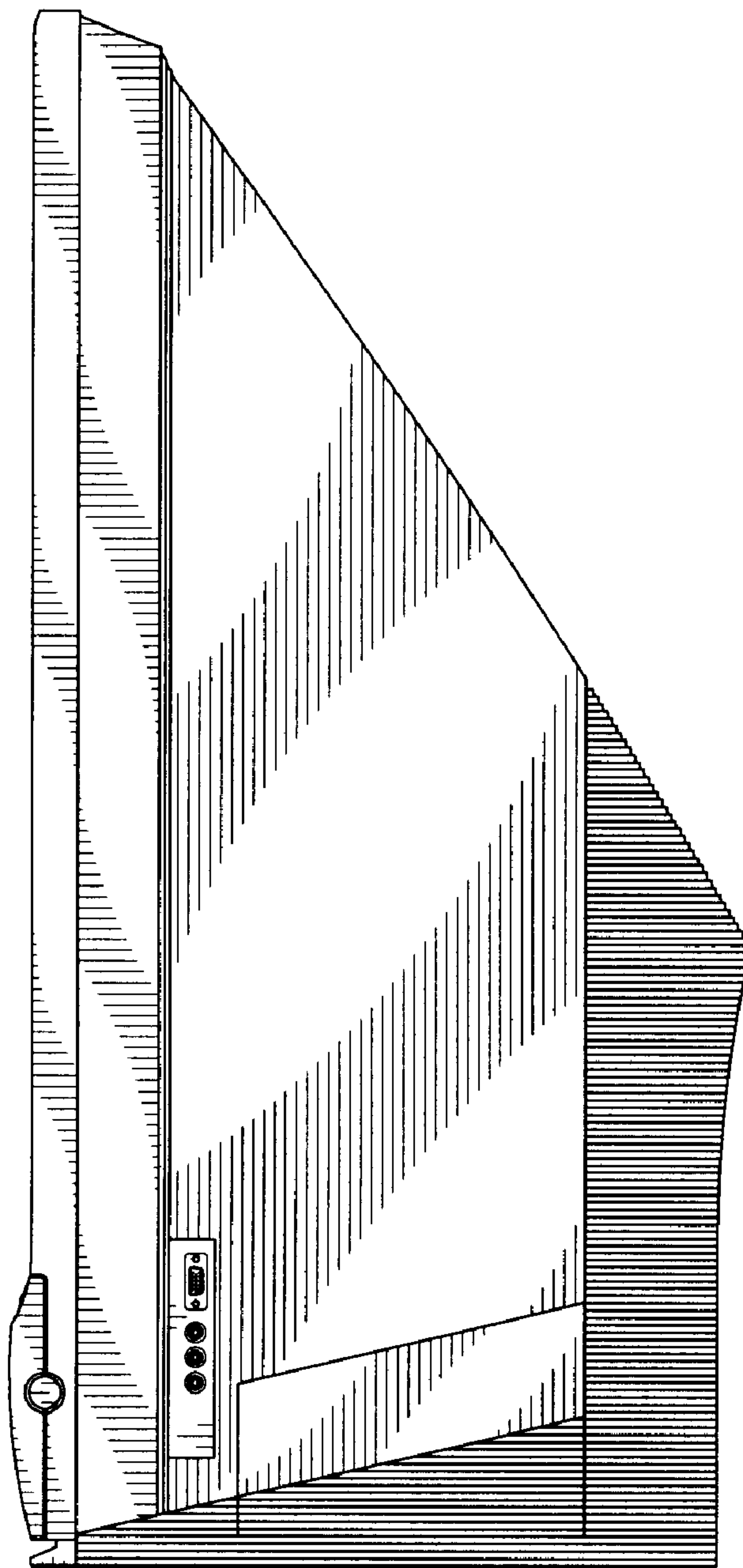


FIG. 6

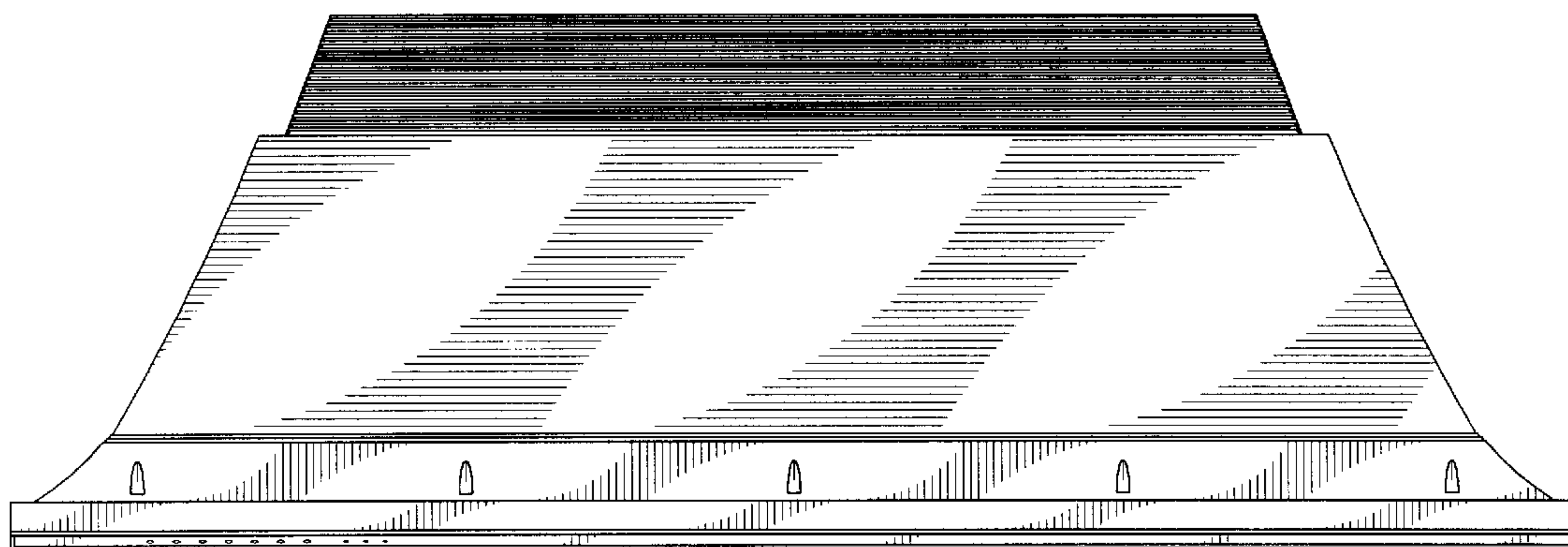


FIG. 7

