



US00D536288S

(12) **United States Design Patent**
Norman et al.

(10) **Patent No.:** **US D536,288 S**

(45) **Date of Patent:** **** Feb. 6, 2007**

(54) **STEERING WHEEL**

(75) Inventors: **Johnathan Norman**, San Pedro, CA
(US); **Jean Paul Schowalter**, Fullerton,
CA (US); **Jesse Lessard**, Redondo
Beach, CA (US)

(73) Assignee: **Honda Motor Co., Ltd.**, Tokyo (JP)

(**) Term: **14 Years**

(21) Appl. No.: **29/251,636**

(22) Filed: **Jan. 10, 2006**

(51) **LOC (8) Cl.** **12-16**

(52) **U.S. Cl.** **D12/176**

(58) **Field of Classification Search** D12/175-177;
74/552, 558, 558.5

See application file for complete search history.

(56) **References Cited**

U.S. PATENT DOCUMENTS

D438,151 S	*	2/2001	Pfeiffer	D12/176
D470,087 S	*	2/2003	Akiyama et al.	D12/176
D471,138 S	*	3/2003	Hisada et al.	D12/176
D475,665 S	*	6/2003	Pfeiffer et al.	D12/176

D476,607 S	*	7/2003	Stern et al.	D12/176
D480,668 S	*	10/2003	Ohm et al.	D12/176
D499,366 S	*	12/2004	Habib	D12/176
D502,903 S	*	3/2005	Hebert et al.	D12/176
D513,721 S	*	1/2006	Pfeiffer	D12/176
D514,485 S	*	2/2006	Juraschek et al.	D12/176
D521,426 S	*	5/2006	Hoffmann	D12/176

* cited by examiner

Primary Examiner—Melody N. Brown

(74) *Attorney, Agent, or Firm*—Plumsea Law Group, LLC;
Mark E. Duell

(57) **CLAIM**

The ornamental design for a steering wheel, as shown and described.

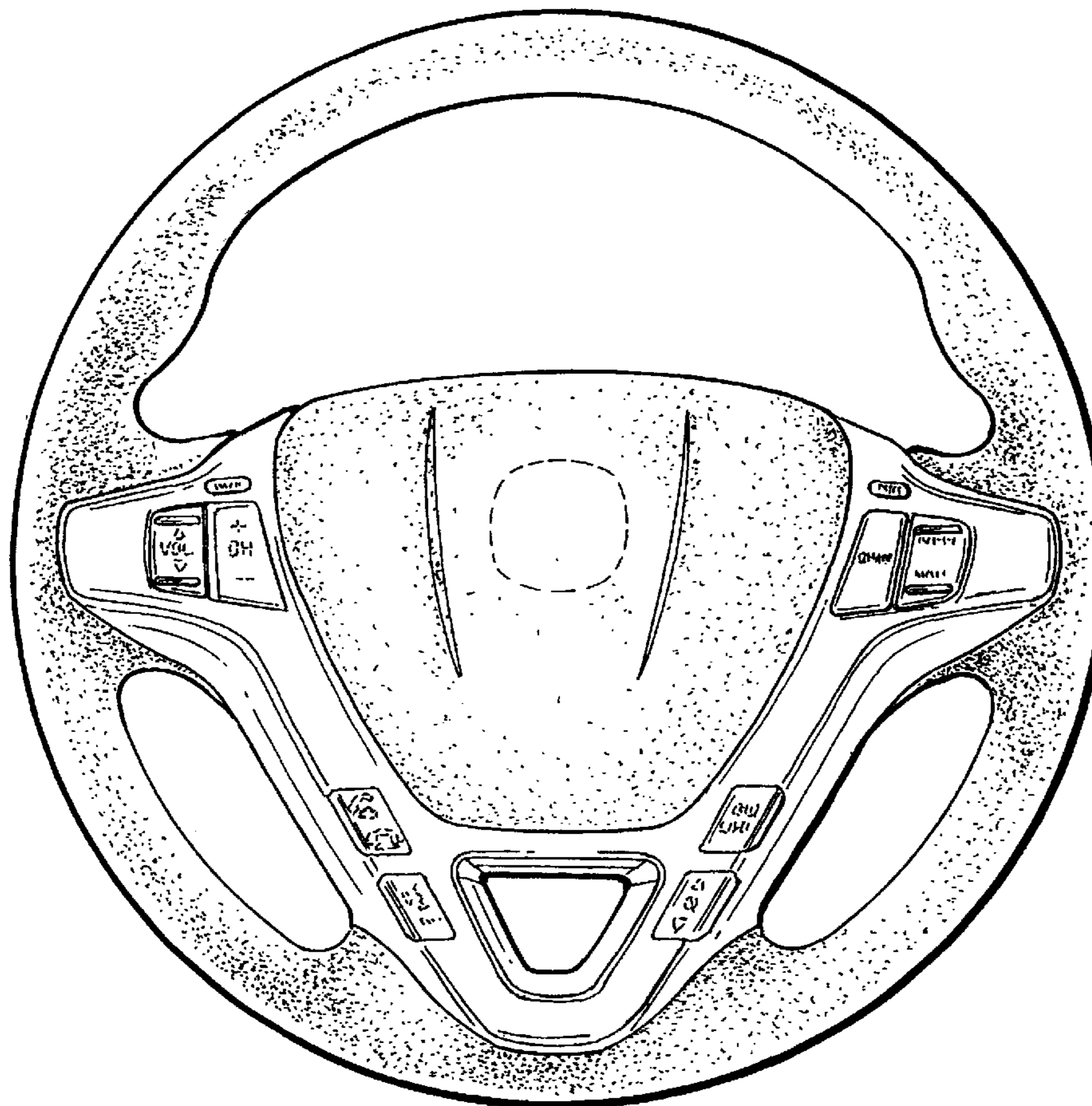
DESCRIPTION

FIG. 1 is a perspective view of a steering wheel showing our new design; and,

FIG. 2 is a front elevational view thereof.

The broken line showings of the indicia on the controls are for illustrative purposes only and form no part of the claimed design.

1 Claim, 2 Drawing Sheets



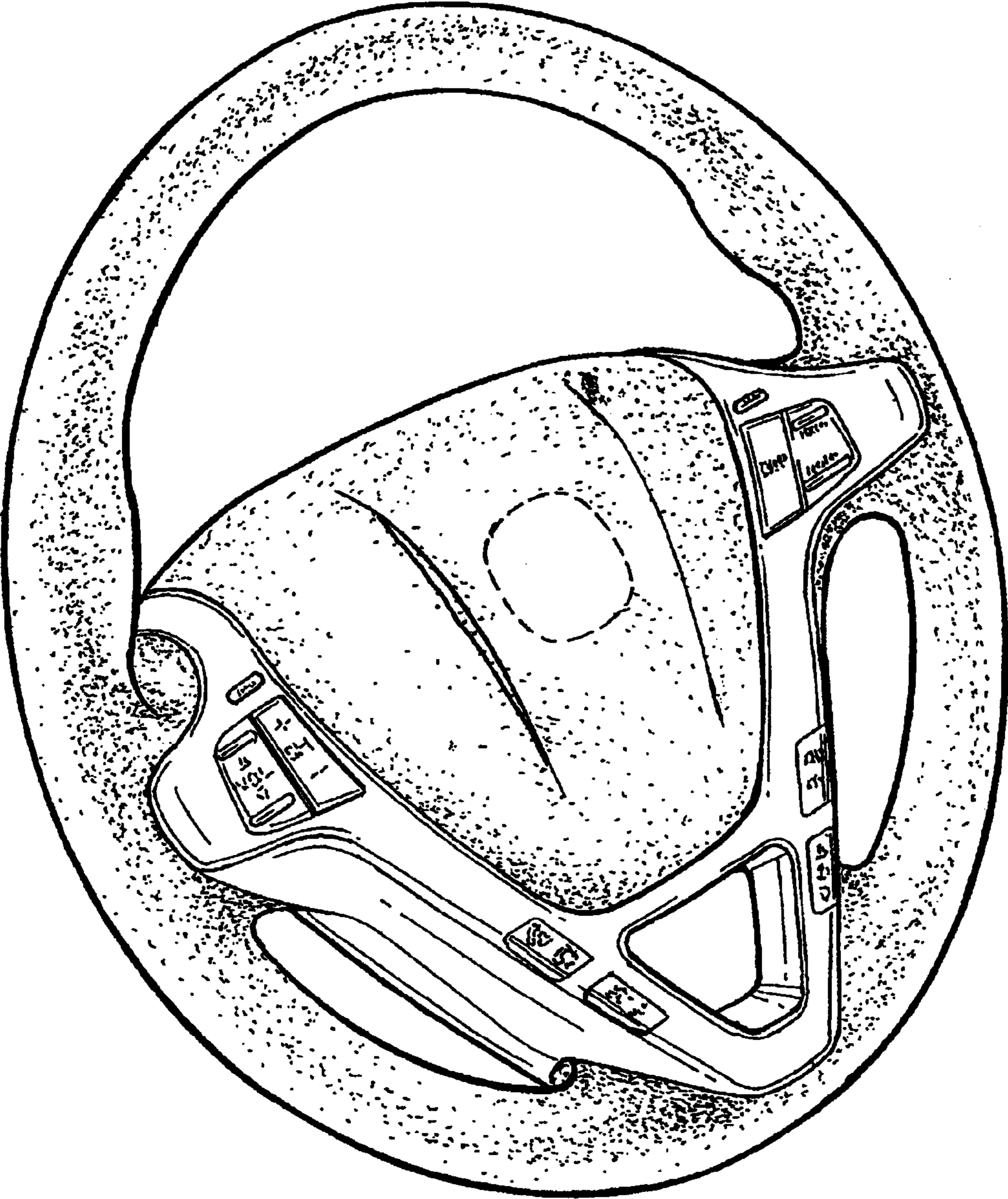


FIG. 1

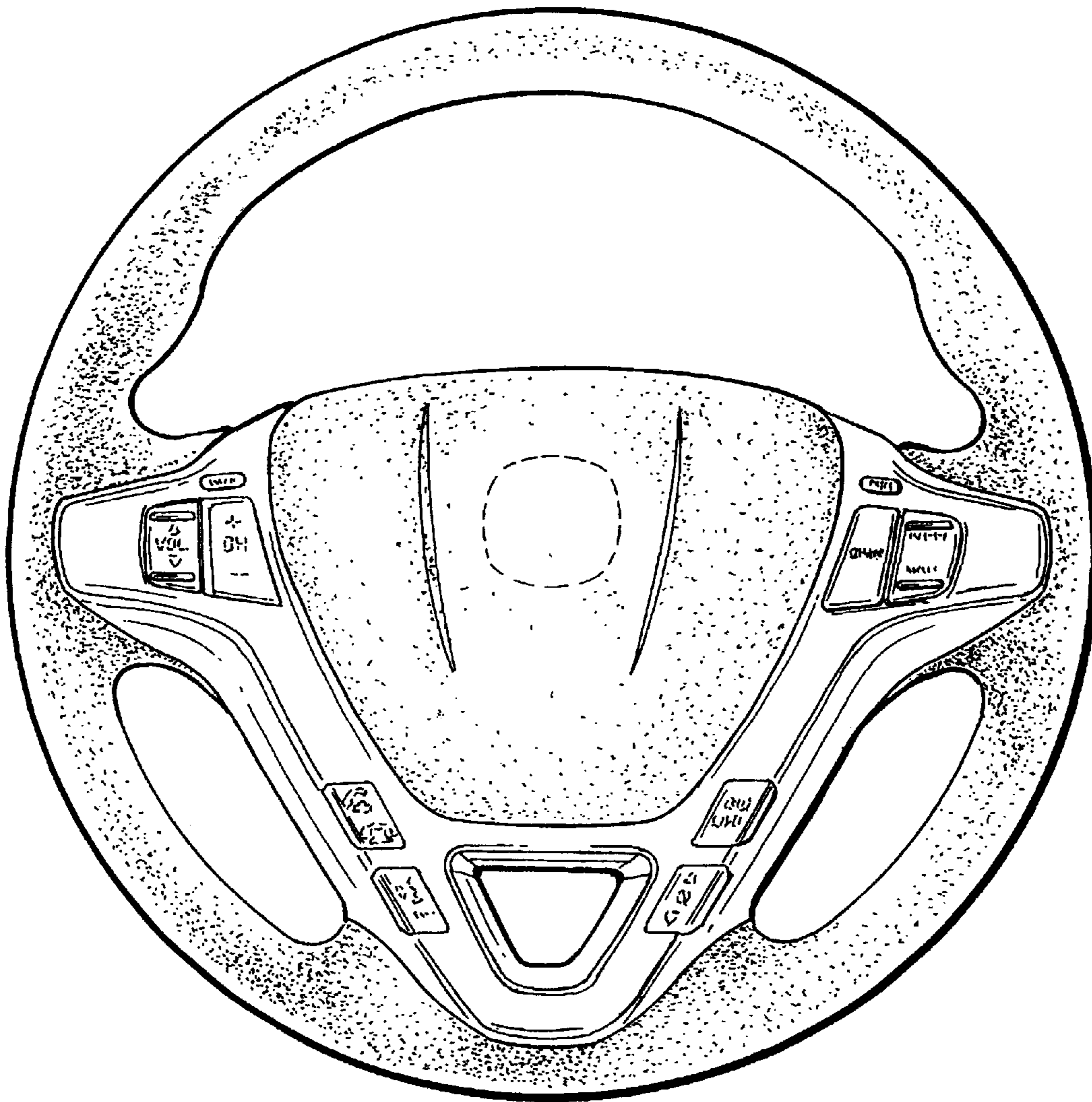


FIG. 2