



US00D536287S

(12) **United States Design Patent**
Beigel et al.

(10) **Patent No.:** **US D536,287 S**

(45) **Date of Patent:** **** Feb. 6, 2007**

- (54) **HOOD OF A TRUCK VEHICLE**
- (75) Inventors: **David J. Beigel**, Payne, OH (US);
Manjeet Kohli, New Haven, IN (US);
Jerry J. Connett, Fort Wayne, IN (US)
- (73) Assignee: **International Truck and Engine Corporation Canada**, Warrenville, IL (US)
- (**) Term: **14 Years**

D437,574 S	2/2001	Beigel	
D445,384 S	7/2001	Tirey et al.	
6,364,389 B1 *	4/2002	Beigel	296/24.4
D458,197 S	6/2002	Maher et al.	
D466,450 S	12/2002	Maher et al.	
D484,077 S	* 12/2003	Conway et al.	D12/173
D488,112 S	* 4/2004	Satou	D12/173
D494,900 S	* 8/2004	Satou	D12/173
D502,901 S	* 3/2005	Delashaw et al.	D12/173
D504,642 S	* 5/2005	Perfetti et al.	D12/173
D523,793 S	* 6/2006	Beigel et al.	D12/173

* cited by examiner

- (21) Appl. No.: **29/240,421**
- (22) Filed: **Oct. 11, 2005**

Primary Examiner—Melody N. Brown
(74) *Attorney, Agent, or Firm*—Jeffrey P. Calfa; Gerald W. Askew; Dennis K. Sullivan

- (51) **LOC (8) Cl.** **12-16**
- (52) **U.S. Cl.** **D12/173**
- (58) **Field of Classification Search** D12/90-92,
D12/173, 196, 86; 180/69.21, 69.2, 69.22;
296/24.4

(57) **CLAIM**

The ornamental design for a hood of a truck vehicle, as shown and described.

See application file for complete search history.

DESCRIPTION

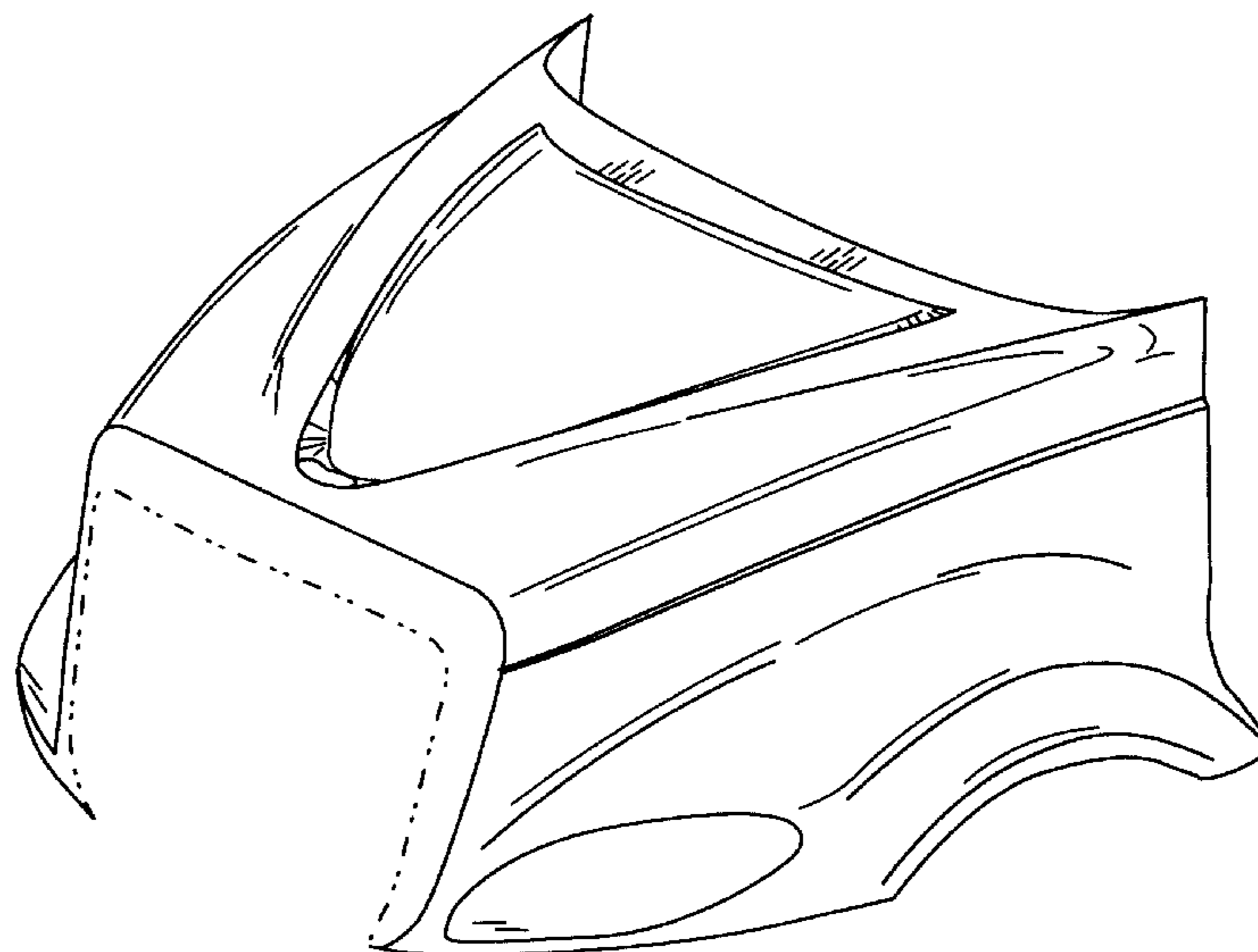
(56) **References Cited**

U.S. PATENT DOCUMENTS

D306,421 S	3/1990	Allendorph et al.	
D306,714 S	3/1990	Allendorph et al.	
D307,126 S	4/1990	Allendorph et al.	
D327,273 S	6/1992	Cadotte et al.	
D335,272 S	5/1993	Allendorph et al.	
D366,638 S	* 1/1996	Tucker et al.	D12/173
D391,908 S	3/1998	Allendorph et al.	
D394,624 S	5/1998	Allendorph et al.	
D401,198 S	11/1998	Mueller et al.	
D403,285 S	12/1998	Abalos et al.	
D403,620 S	1/1999	Abalos et al.	
D403,637 S	1/1999	Abalos et al.	
D426,800 S	6/2000	Zimmerman	
D435,816 S	1/2001	Delashaw et al.	
D436,363 S	1/2001	Strong et al.	
D436,563 S	* 1/2001	Delashaw et al.	D12/173

FIG. 1 is a left, front perspective view of a hood of a truck vehicle showing our new design, it may be understood that the broken lines are for illustrative purposes only and form no part of the claimed design;
FIG. 2 is a front view thereof, it may be understood that the broken lines are for illustrative purposes only and form no part of the claimed design;
FIG. 3 is a top plan view thereof, it may be understood that the broken lines are for illustrative purposes only and form no part of the claimed design;
FIG. 4 is a left view thereof, it may be understood that the broken lines are for illustrative purposes only and form no part of the claimed design; and,
FIG. 5 is a right view thereof, it may be understood that the broken lines are for illustrative purposes only and form no part of the claimed design.

1 Claim, 2 Drawing Sheets



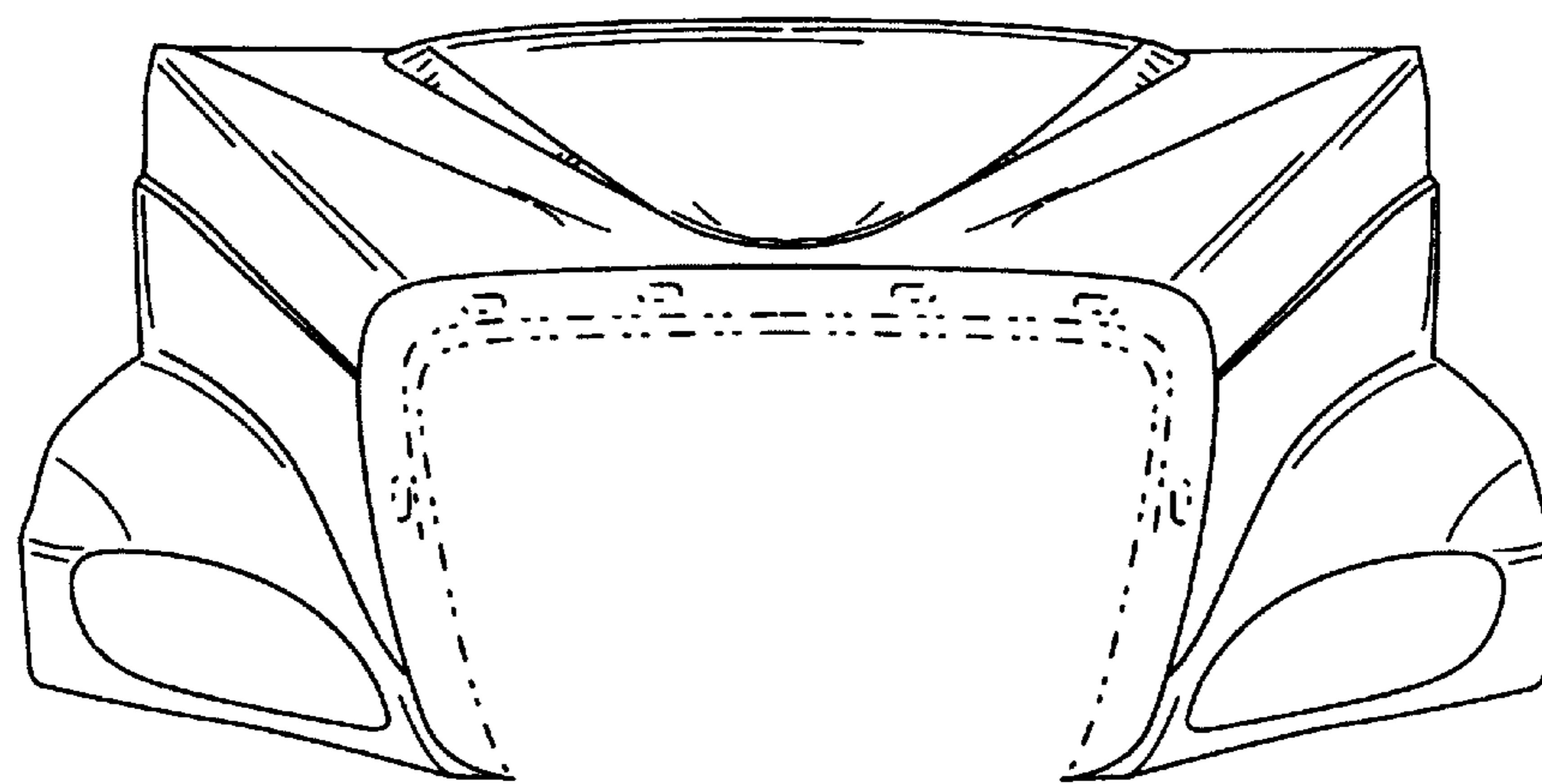
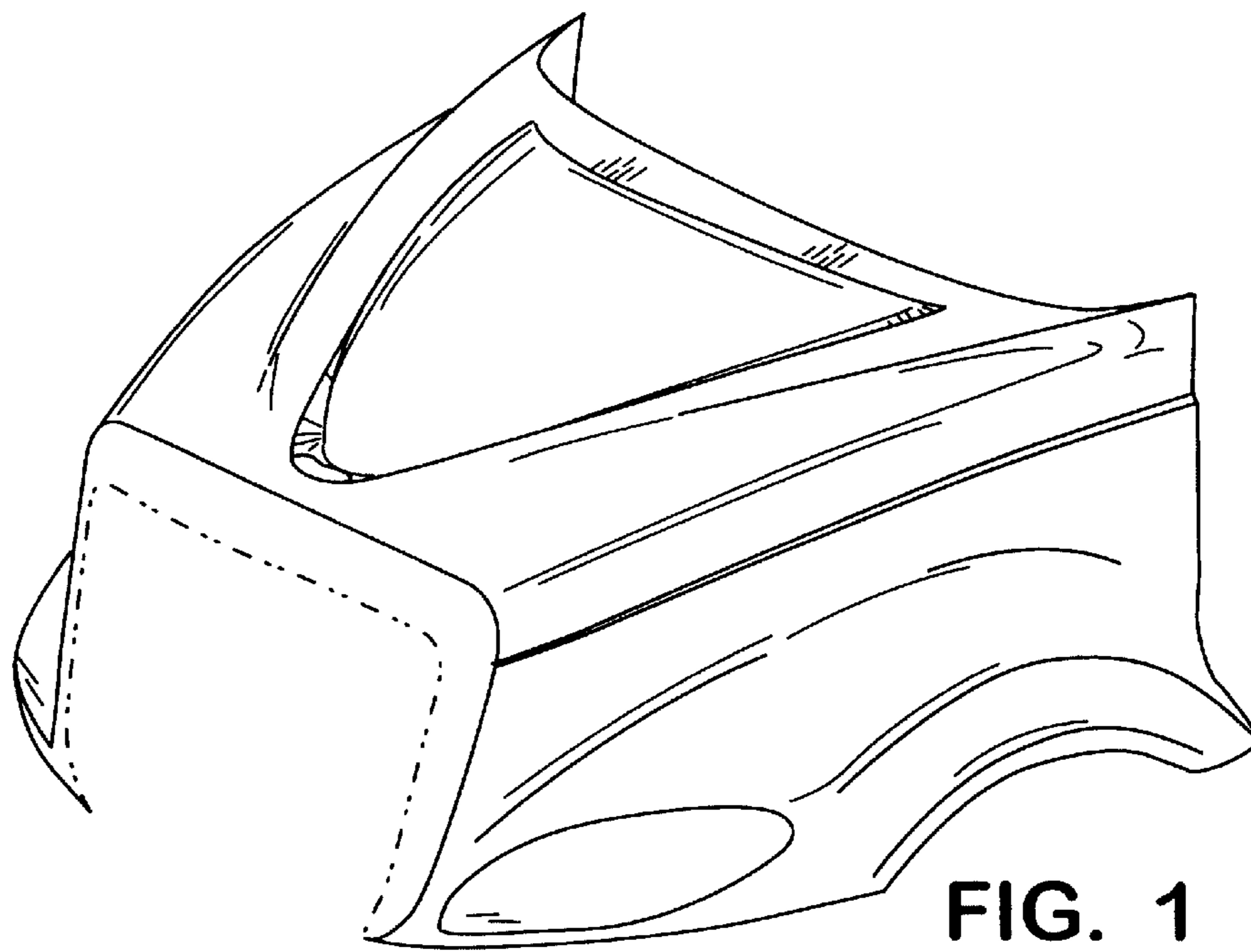


FIG. 2

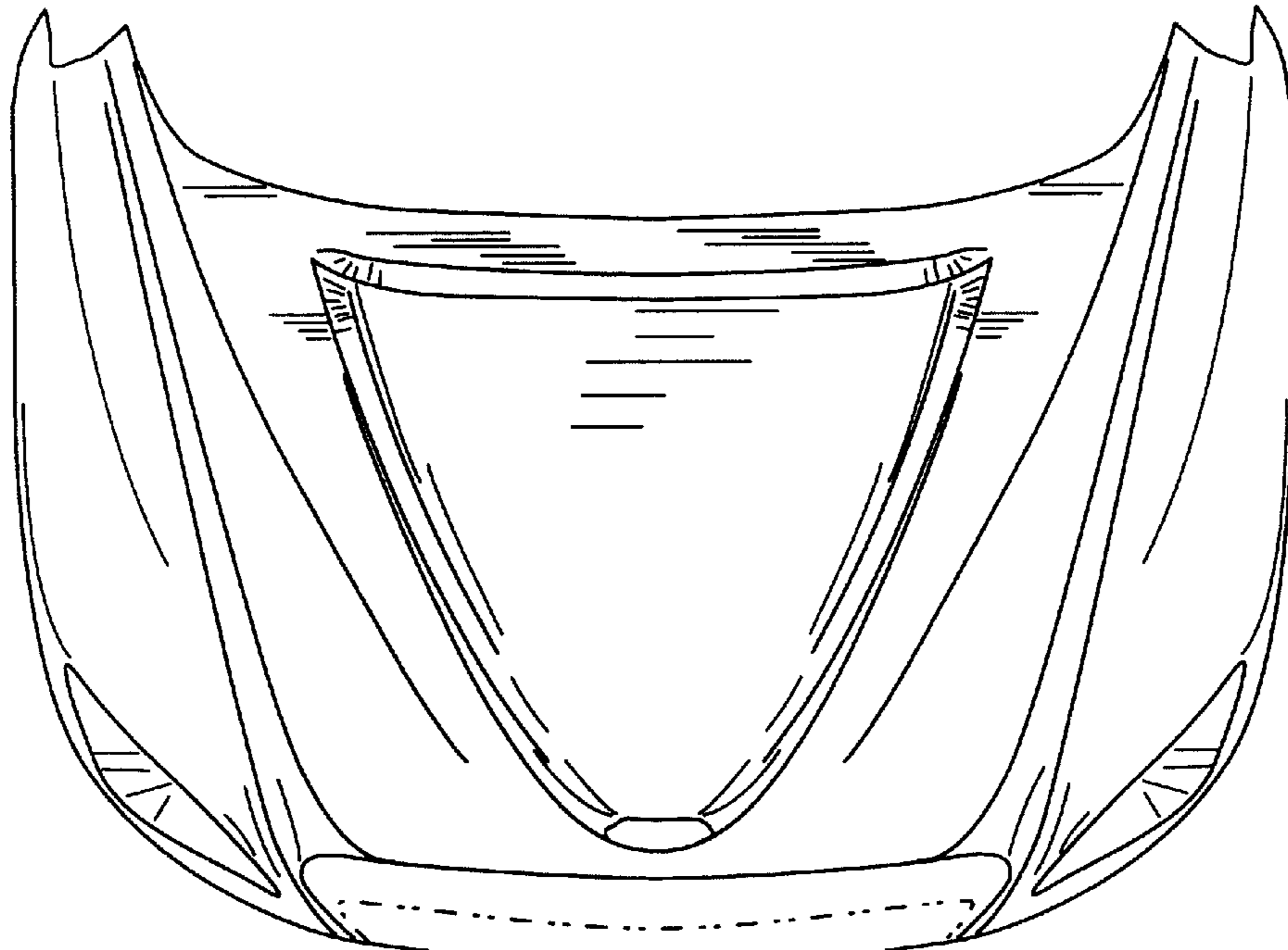


FIG. 3

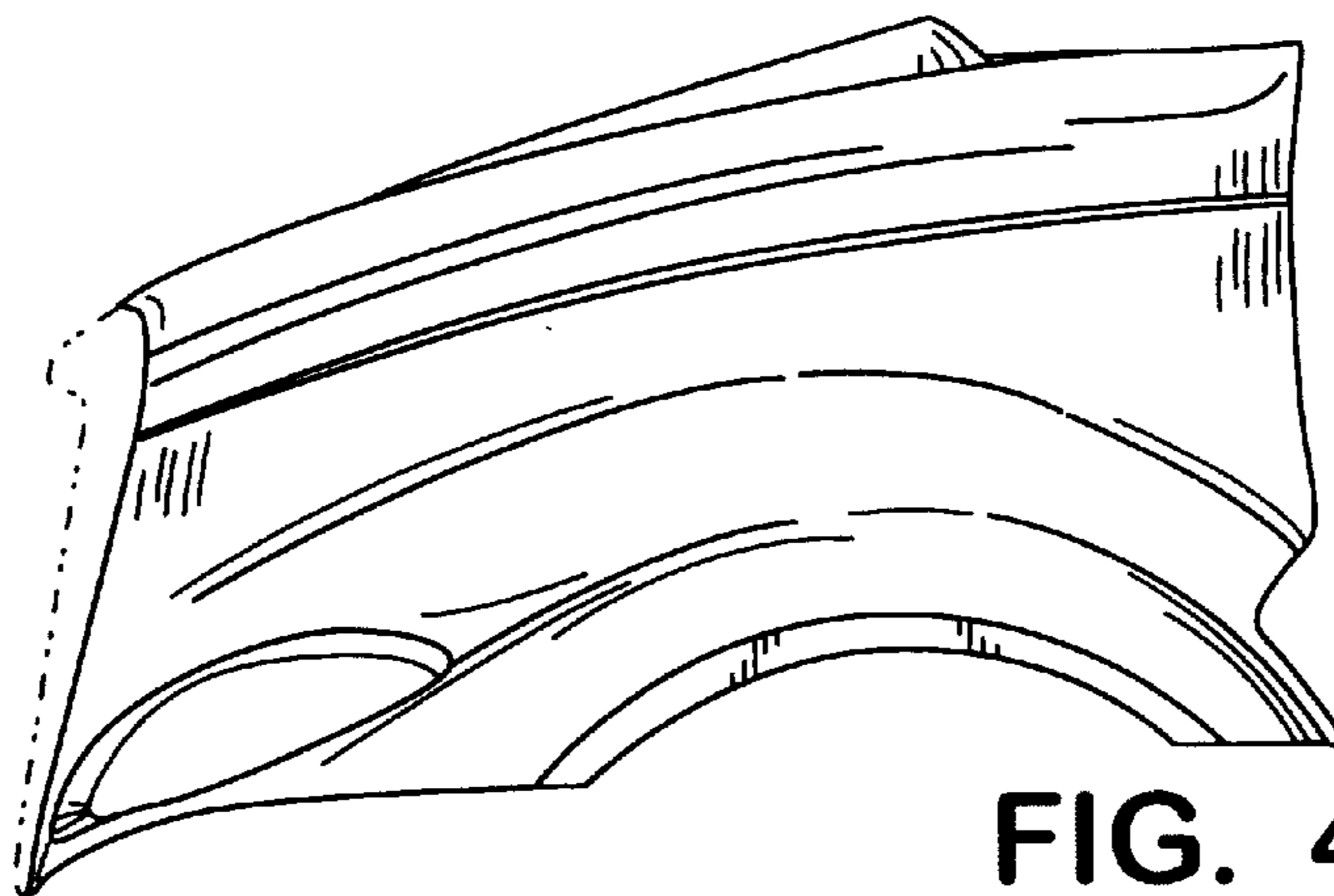


FIG. 4

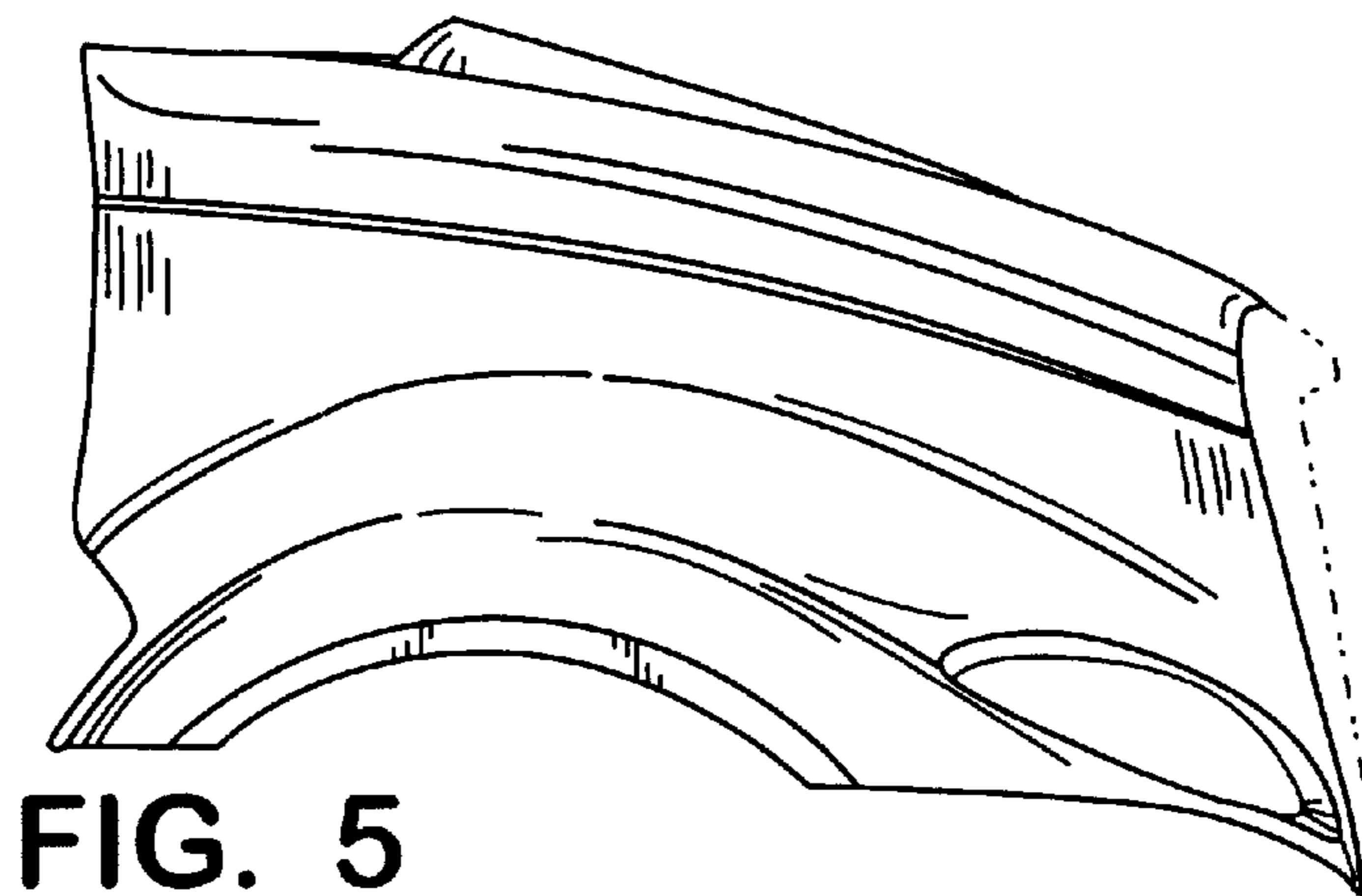


FIG. 5