



US00D536286S

(12) **United States Design Patent**
Sycha

(10) **Patent No.:** **US D536,286 S**

(45) **Date of Patent:** **** Feb. 6, 2007**

(54) **SURFACE CONFIGURATION OF A REAR BUMPER FOR A VEHICLE**

(75) Inventor: **Thomas Peter Sycha**, Munich (DE)

(73) Assignee: **Bayerische Motoren Werke Aktiengesellschaft**, Munich (DE)

(**) Term: **14 Years**

(21) Appl. No.: **29/253,243**

(22) Filed: **Feb. 3, 2006**

(30) **Foreign Application Priority Data**

Aug. 4, 2005 (DE) 4 05 04 131

(51) **LOC (8) Cl.** **12-16**

(52) **U.S. Cl.** **D12/169**

(58) **Field of Classification Search** D12/90-92,
D12/86, 169, 196; 296/180.1, 180.2; 293/102,
293/113, 115, 117, 120

See application file for complete search history.

(56) **References Cited**

U.S. PATENT DOCUMENTS

- D502,900 S * 3/2005 Ikuma D12/169
- D506,956 S * 7/2005 Wakasugi et al. D12/169
- D507,513 S * 7/2005 Kamimura et al. D12/169
- D509,171 S * 9/2005 Pfeiffer D12/169
- D511,725 S * 11/2005 Nagashima D12/169

- D512,003 S * 11/2005 Koide D12/169
- D512,943 S * 12/2005 Otto et al. D12/169
- D522,418 S * 6/2006 Truebsbach D12/169
- D526,944 S * 8/2006 Iguchi et al. D12/169
- D527,318 S * 8/2006 Ikeda D12/169
- D527,695 S * 9/2006 Hagino D12/169

* cited by examiner

Primary Examiner—Melody N. Brown

(74) *Attorney, Agent, or Firm*—Crowell & Moring LLP

(57) **CLAIM**

The ornamental design for a surface configuration of a rear bumper for a vehicle, as shown and described.

DESCRIPTION

This application is related to the following co-pending application, of the inventor, filed on even date herewith: application Ser. No. 29/253,242, entitled “Surface Configuration of a Vehicle, Toy, and/or Other Replicas”.

FIG. 1 is a right perspective view of a surface configuration of a rear bumper for a vehicle according to my novel design;

FIG. 2 is a left perspective view thereof;

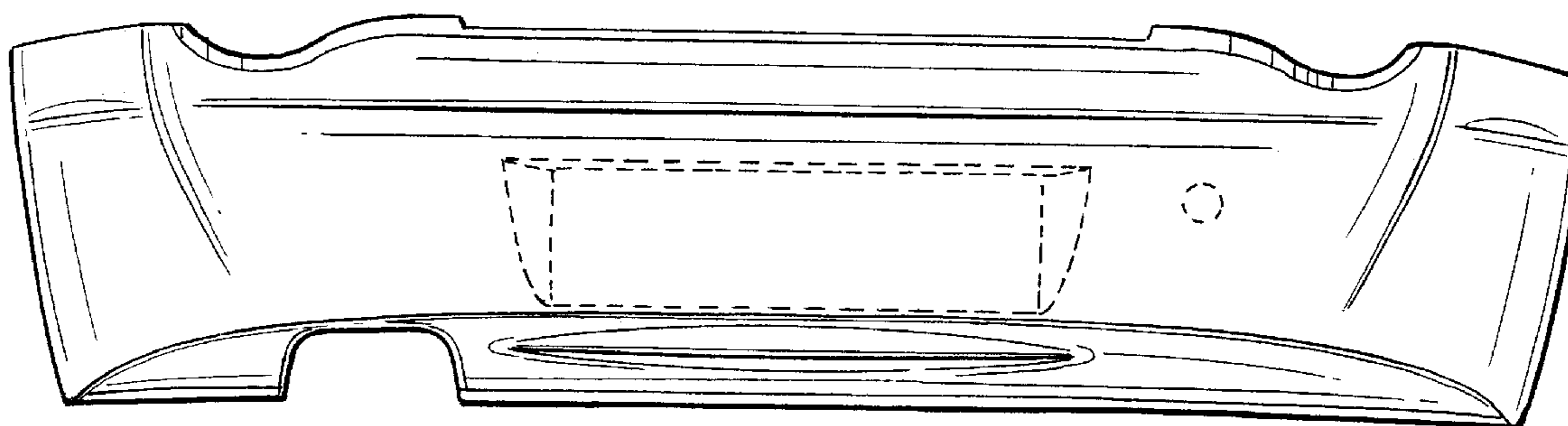
FIG. 3 is a front view thereof;

FIG. 4 is a right side view thereof; and,

FIG. 5 is a left side view thereof.

The broken lines are for illustrative purposes only and form no part of the claimed design.

1 Claim, 2 Drawing Sheets



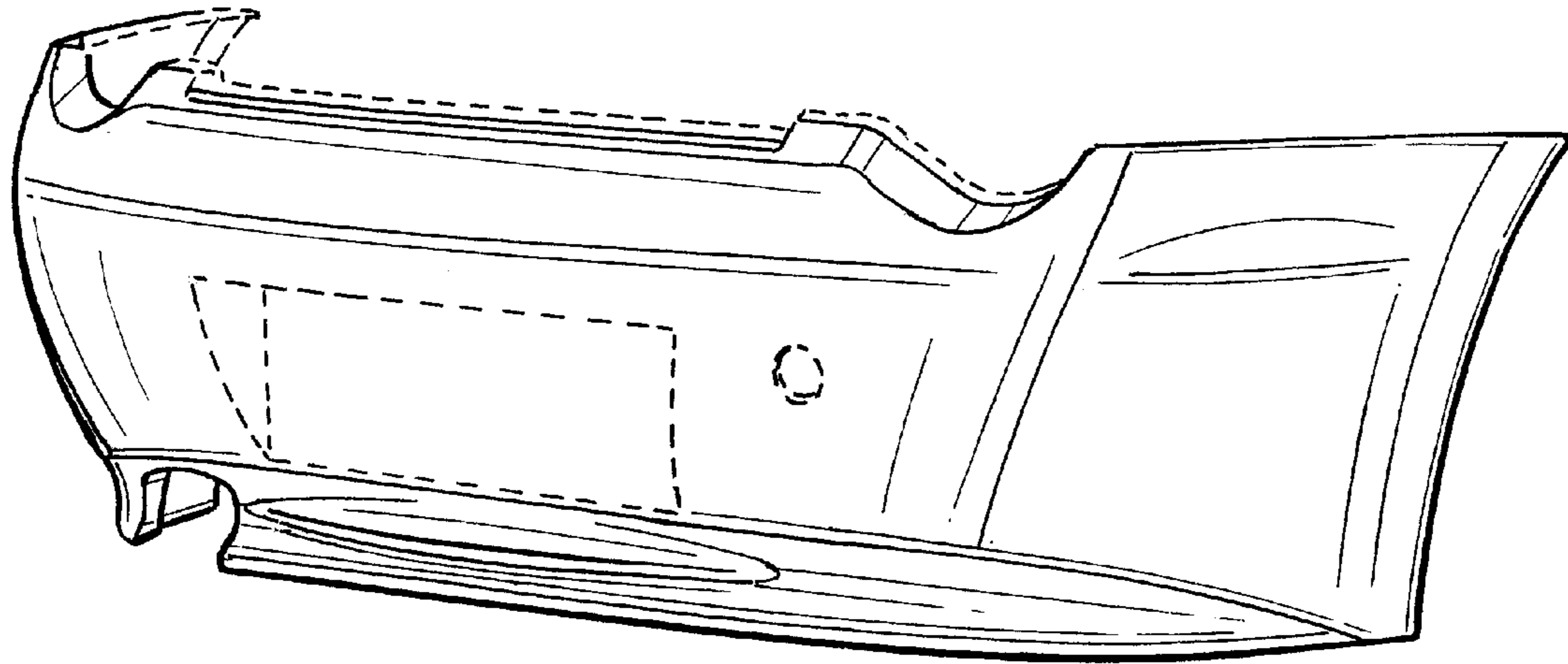


FIG. 1

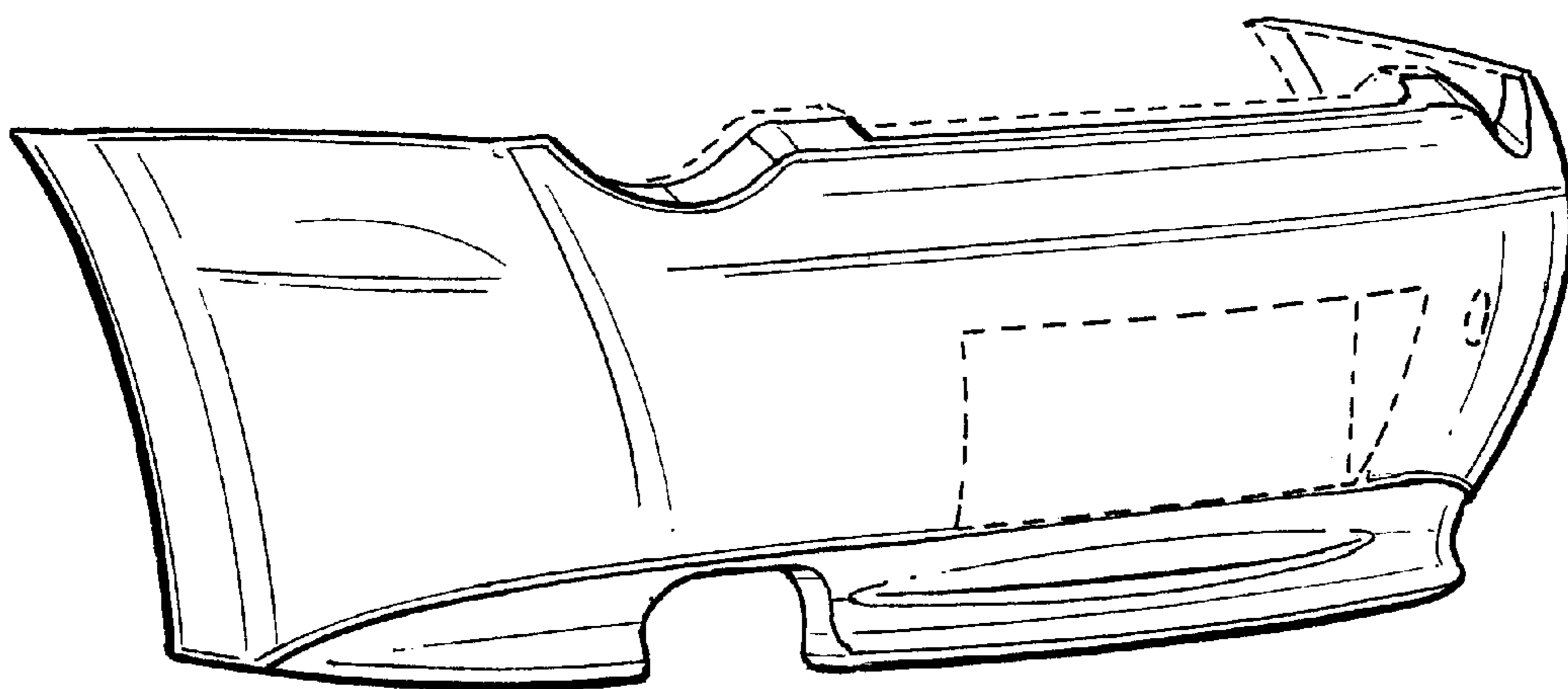


FIG. 2

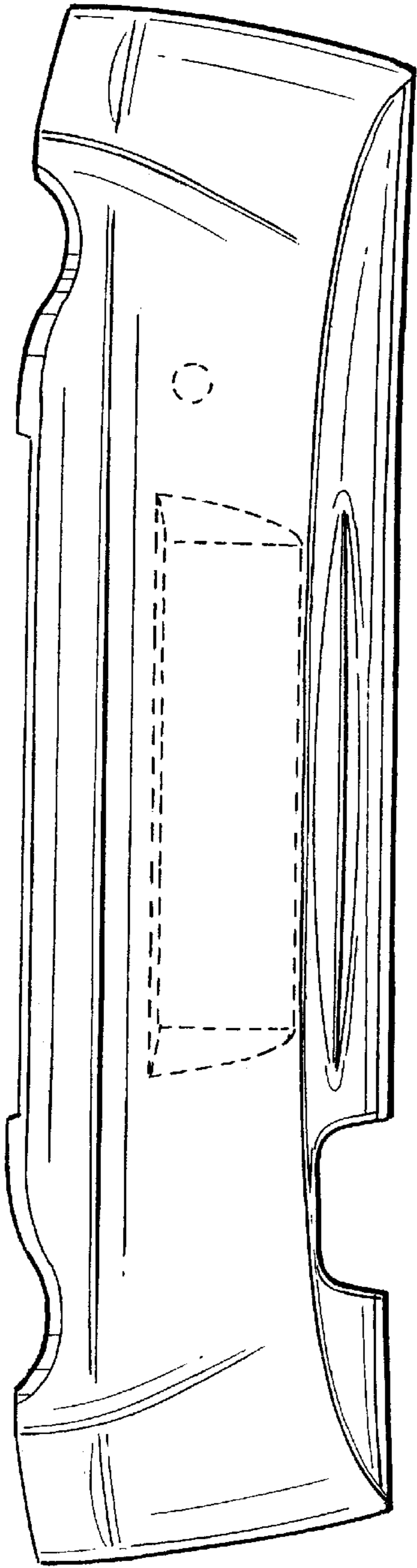


FIG. 3

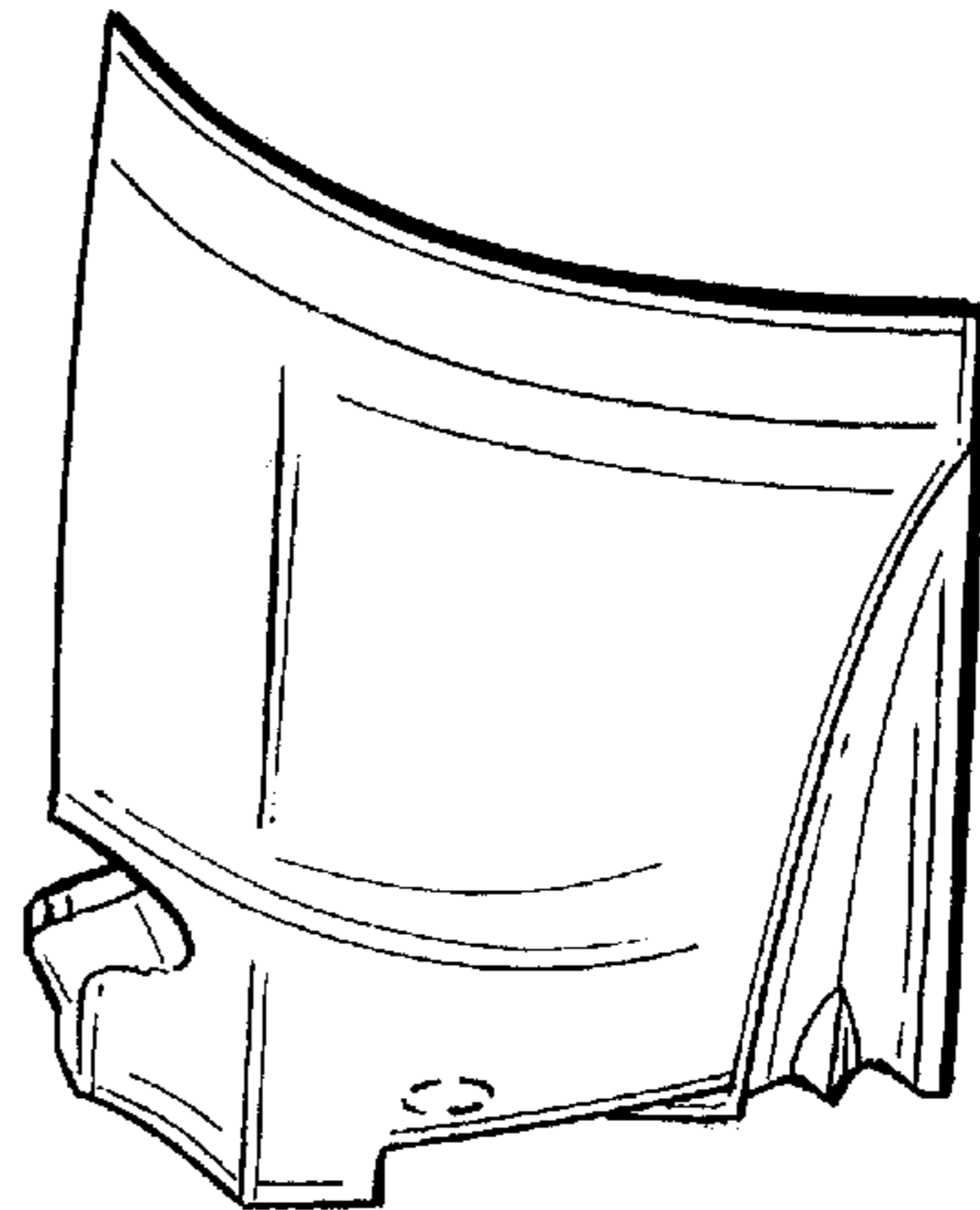


FIG. 4




FIG. 5