



US00D536285S

(12) **United States Design Patent**  
**Sycha**

(10) **Patent No.:** **US D536,285 S**

(45) **Date of Patent:** **\*\* Feb. 6, 2007**

(54) **SURFACE CONFIGURATION OF A FRONT BUMPER FOR A VEHICLE**

(75) **Inventor:** **Thomas Peter Sycha, Munich (DE)**

(73) **Assignee:** **Bayerische Motoren Werke Aktiengesellschaft, Munich (DE)**

(\*\*) **Term:** **14 Years**

(21) **Appl. No.:** **29/253,241**

(22) **Filed:** **Feb. 3, 2006**

(30) **Foreign Application Priority Data**

Aug. 4, 2005 (DE) ..... 40504131

(51) **LOC (8) Cl.** ..... **12-16**

(52) **U.S. Cl.** ..... **D12/169**

(58) **Field of Classification Search** ..... D12/90-92,  
D12/86, 169, 196, 163; 296/180.1, 180.2;  
293/102, 113, 115, 117, 120

See application file for complete search history.

(56) **References Cited**

**U.S. PATENT DOCUMENTS**

- D467,206 S \* 12/2002 Warming ..... D12/169
- D479,699 S \* 9/2003 Boyer ..... D12/169
- D494,899 S \* 8/2004 Chapman ..... D12/169
- D497,125 S \* 10/2004 Pfeiffer et al. .... D12/169
- D499,363 S \* 12/2004 Velazco ..... D12/169

- D500,709 S \* 1/2005 van Hooydonk ..... D12/92
- D514,039 S \* 1/2006 Baum ..... D12/169
- D514,990 S \* 2/2006 Nagashima ..... D12/169
- D516,972 S \* 3/2006 Baum ..... D12/169
- D523,382 S \* 6/2006 Truebsbach ..... D12/169

\* cited by examiner

*Primary Examiner*—Melody N. Brown

(74) *Attorney, Agent, or Firm*—Crowell & Moring LLP

(57) **CLAIM**

The ornamental design for a surface configuration of a front bumper for a vehicle, as shown and described.

**DESCRIPTION**

This application is related to the following co-pending application, of the inventor, filed on even date herewith: application Ser. No. 29/253,242, entitled “Surface Configuration of a Vehicle, Toy, and/or Other Replicas”.

FIG. 1 is a left perspective view of a surface configuration of a front bumper for a vehicle according to my novel design;

FIG. 2 is a right perspective view thereof;

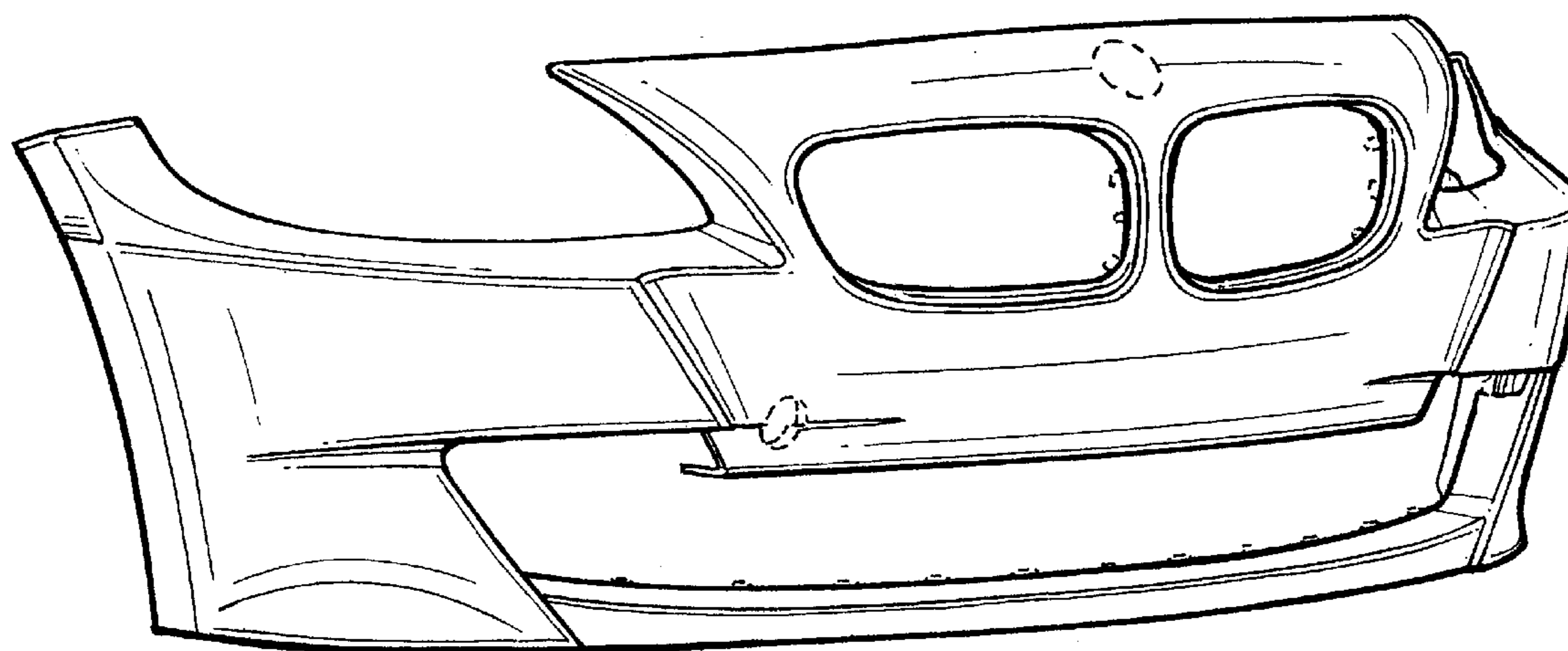
FIG. 3 is a front view thereof;

FIG. 4 is a left side view thereof; and,

FIG. 5 is a right side view thereof.

The broken lines are for illustrative purposes only and form no part of the claimed design.

**1 Claim, 2 Drawing Sheets**






FIG. 1

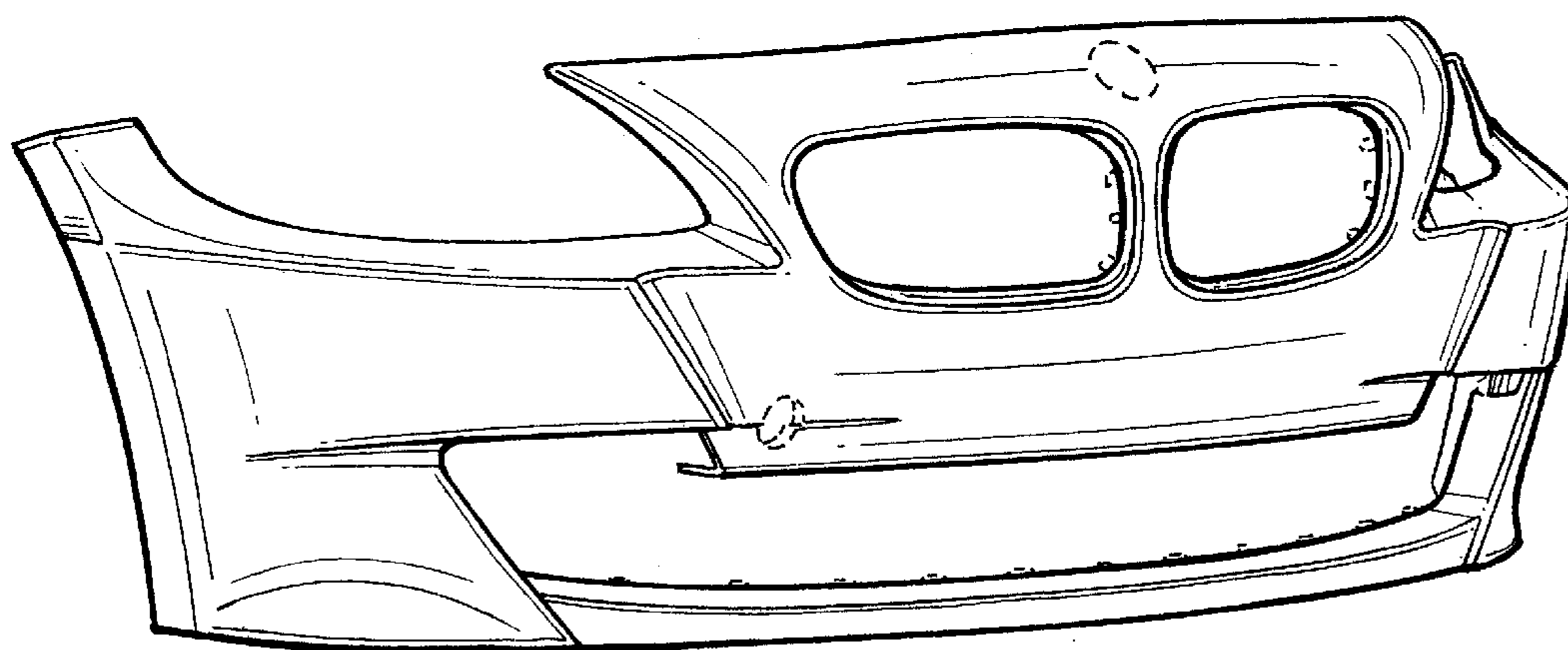


FIG. 2

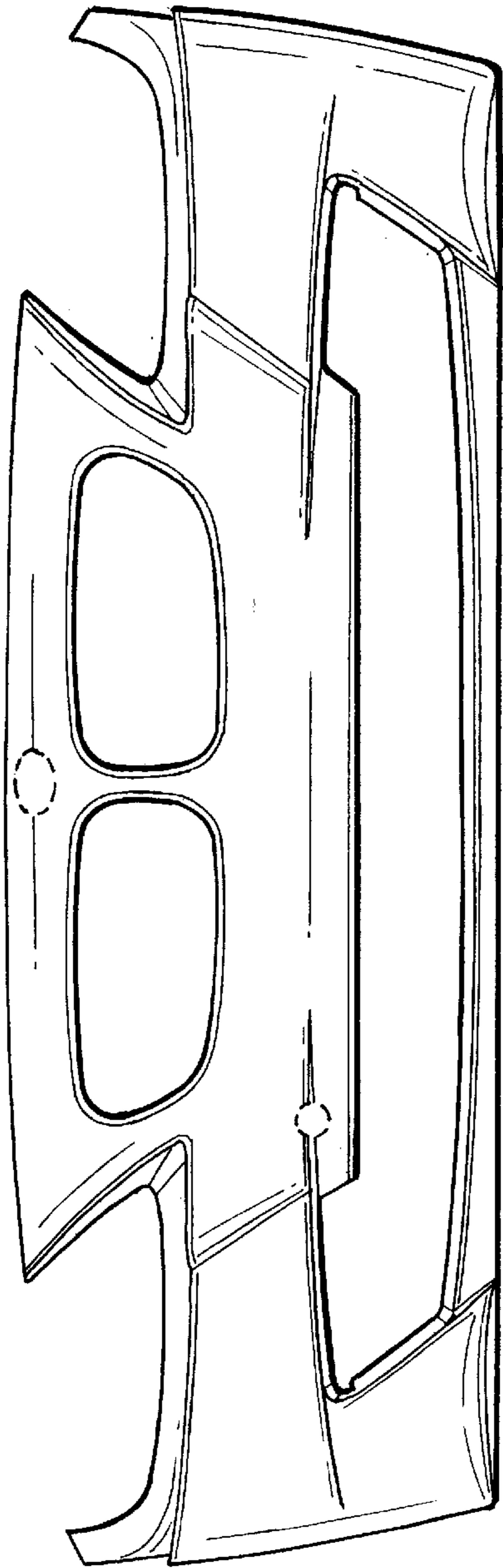


FIG. 3

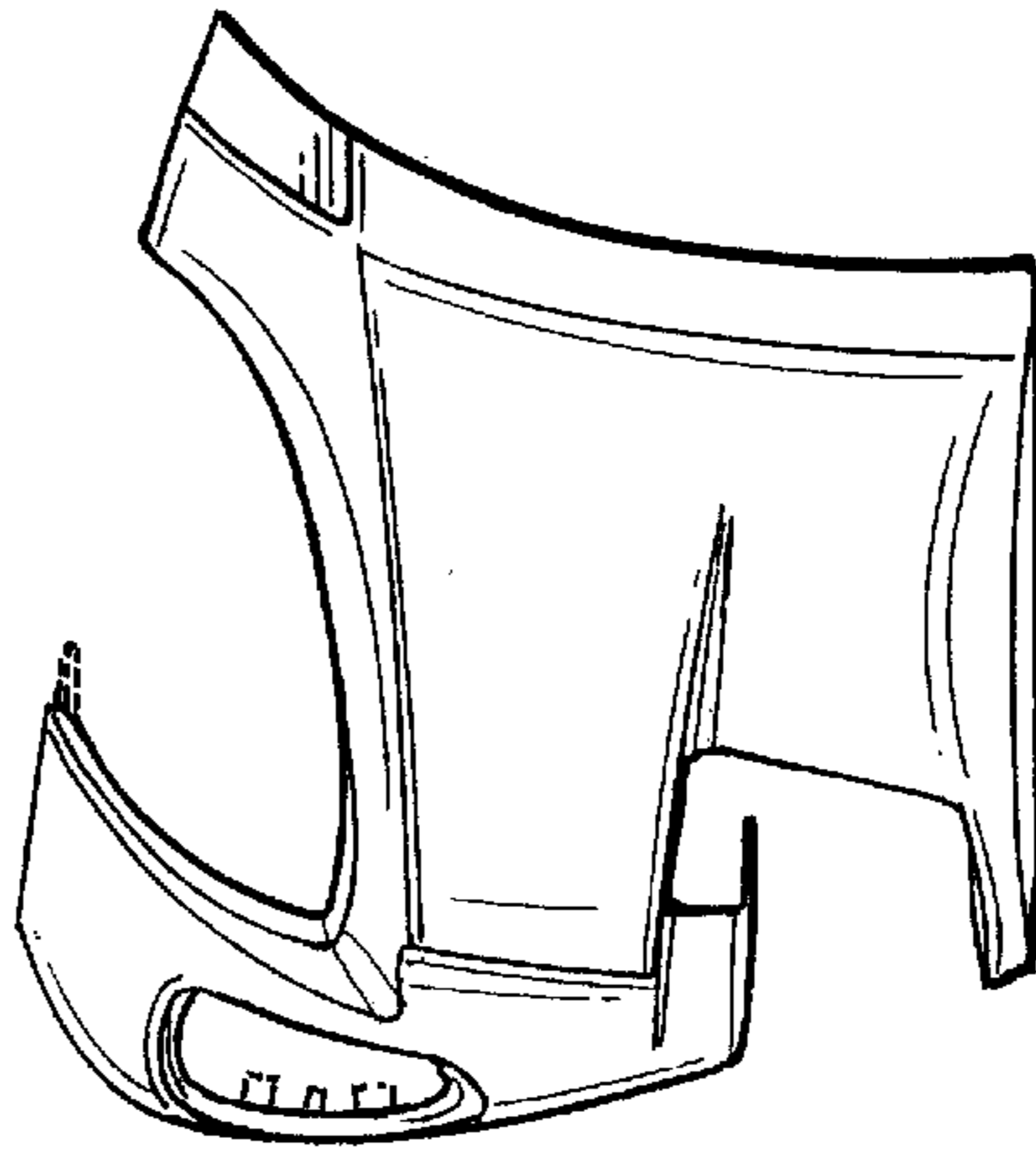


FIG. 4

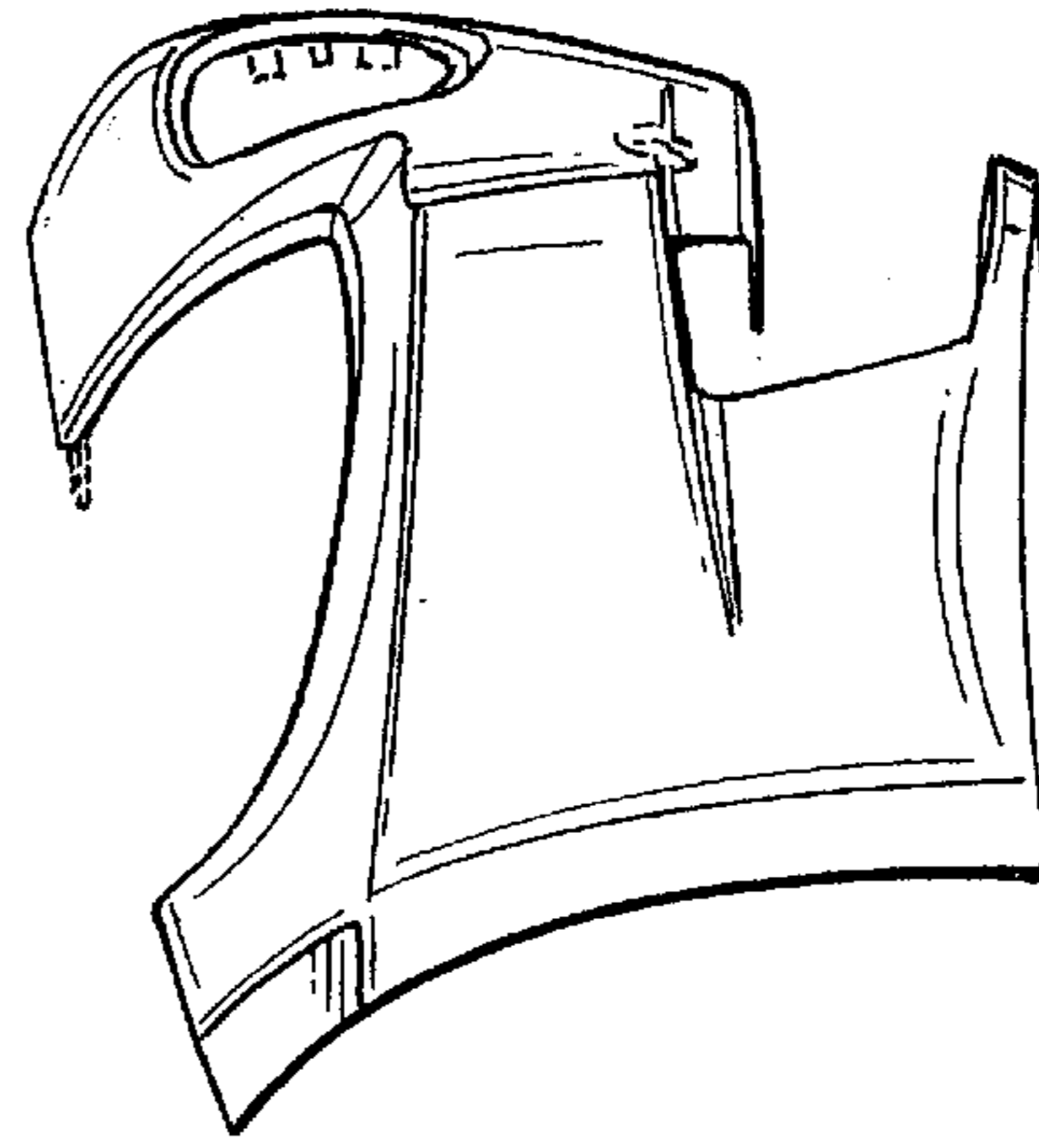


FIG. 5