



US00D536275S

(12) **United States Design Patent**  
**Allin**

(10) **Patent No.:** **US D536,275 S**

(45) **Date of Patent:** **\*\* Feb. 6, 2007**

(54) **RING**

(75) **Inventor:** **Miyuki Allin, Paris (FR)**

(73) **Assignee:** **Cartier International, B.V.,  
Amsterdam (NL)**

(\*\*) **Term:** **14 Years**

(21) **Appl. No.:** **29/238,829**

(22) **Filed:** **Sep. 21, 2005**

(30) **Foreign Application Priority Data**

Mar. 22, 2005 (EM) ..... 000313382-0004

(51) **LOC (8) Cl.** ..... **11-01**

(52) **U.S. Cl.** ..... **D11/26**

(58) **Field of Classification Search** ..... D11/26-39;  
63/15, 15.1-15.4, 15.45, 15.5, 15.6, 15.65,  
63/15.7, 26-27

See application file for complete search history.

(56) **References Cited**

**U.S. PATENT DOCUMENTS**

D141,653 S \* 6/1945 Ray-Dupuis ..... D11/39

D412,457 S \* 8/1999 Perrin et al. .... D11/26

D430,502 S \* 9/2000 Jucker ..... D11/26

D443,550 S \* 6/2001 Haquet ..... D11/26

D454,515 S \* 3/2002 Gruosi ..... D11/34

D454,809 S \* 3/2002 Gruosi ..... D11/26

D490,013 S \* 5/2004 Crova ..... D11/34

\* cited by examiner

*Primary Examiner*—Ian Simmons

*Assistant Examiner*—Melanie Levy

(74) *Attorney, Agent, or Firm*—Kalow & Springut LLP

(57) **CLAIM**

I claim the ornamental design for a ring, shown and described.

**DESCRIPTION**

FIG. 1 is a perspective view of the ring.

FIG. 2 is a front view of the ring.

FIG. 3 is a side view of the ring.

FIG. 4 is a top view of the ring; and,

FIG. 5 is a bottom view of the ring.

**1 Claim, 3 Drawing Sheets**




FIG. 1



FIG. 2

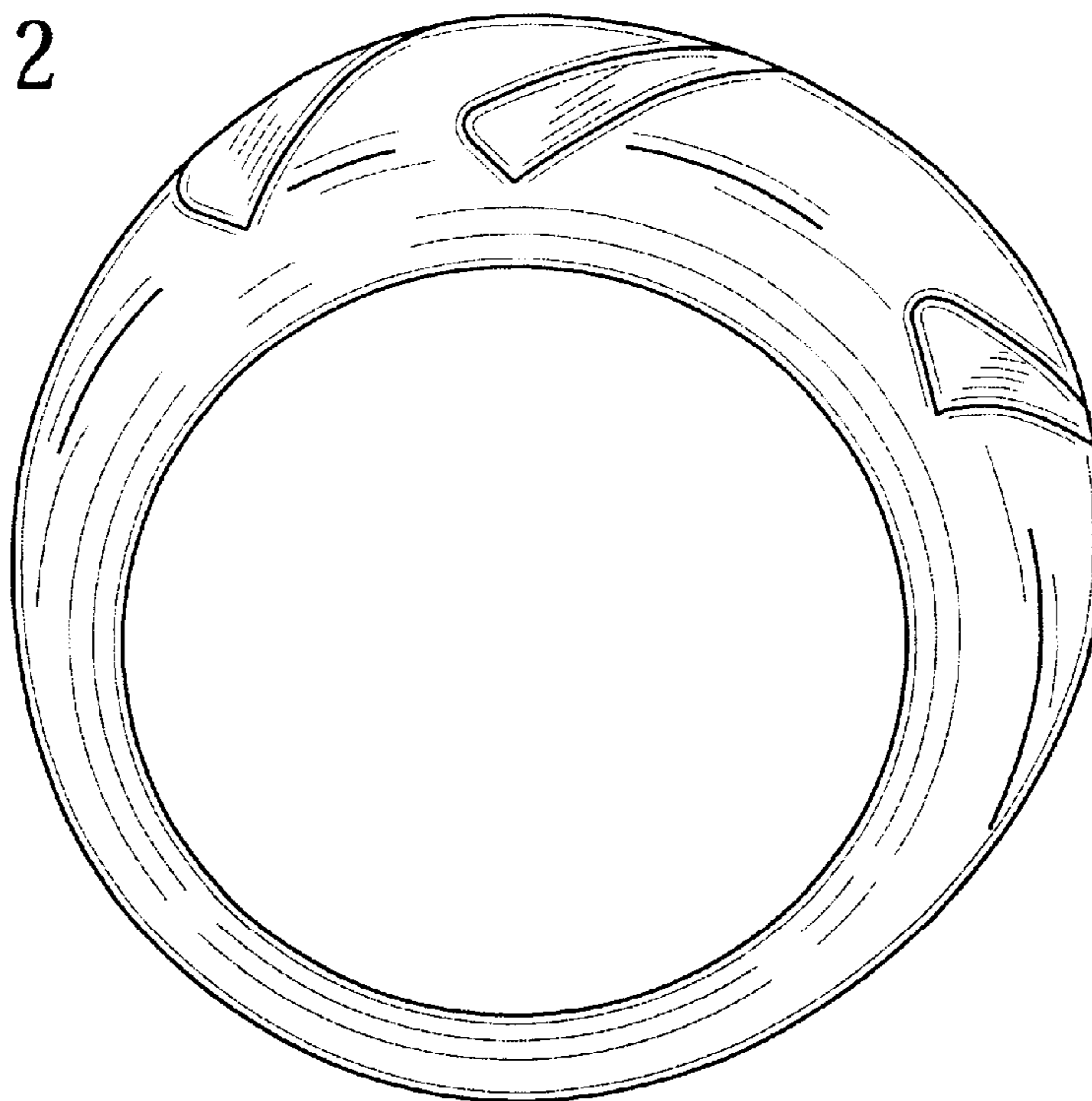


FIG. 3

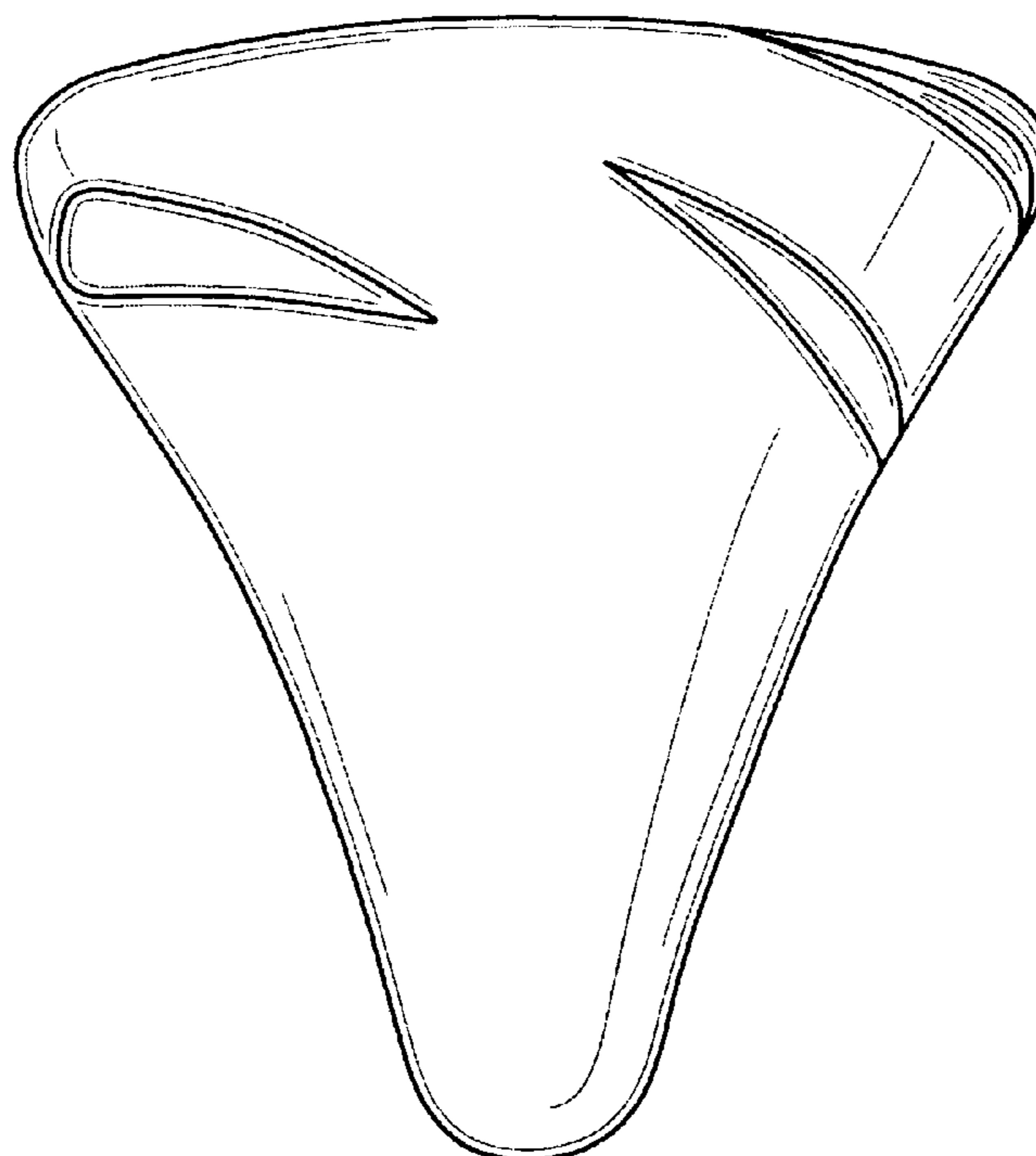


FIG. 4

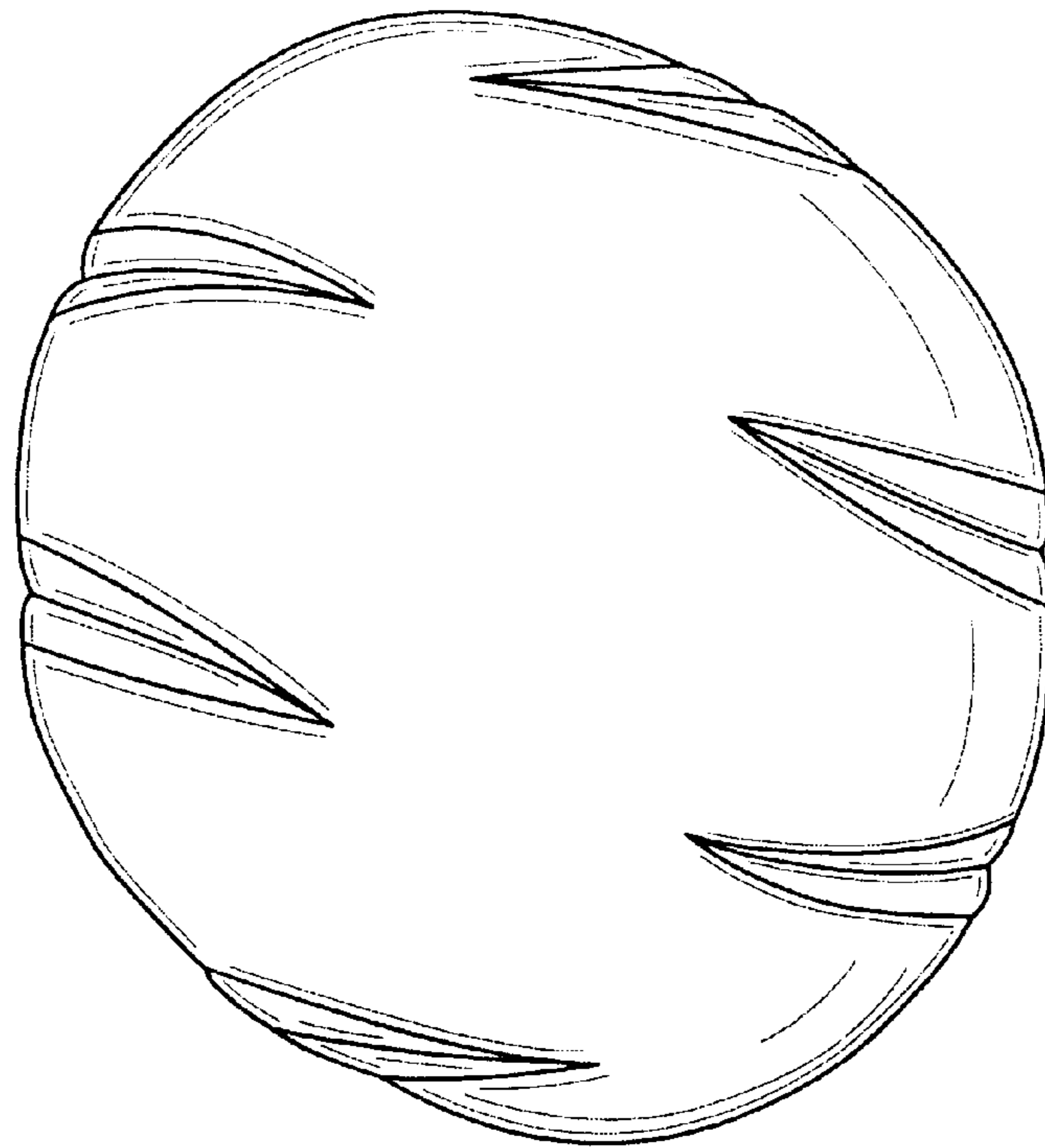


FIG. 5

