



US00D536255S

(12) **United States Design Patent** (10) **Patent No.:** **US D536,255 S**
Corbett et al. (45) **Date of Patent:** **** Feb. 6, 2007**

(54) **BOTTLE WITH GRIP**
(75) Inventors: **John Corbett**, Little River, SC (US);
Denise Lefebvre, Southbury, CT (US);
Grant Thomas Briggs, Mesa, AZ (US);
Lori Evans Bartman, Sylvania, OH
(US); **Edouard Didier John Irvine**
Ball, Sydney (AU); **Ian Webb**, London
(GB); **Mark Armstrong**, Gwynedd
(GB); **Edward Adamson**, London (GB)

D335,455 S 5/1993 Brown D9/537
D335,456 S 5/1993 Brown D9/537
5,330,054 A 7/1994 Brown 206/459.5
5,492,245 A 2/1996 Kalkanis 220/609
D370,415 S 6/1996 Seppala D9/537
D379,310 S 5/1997 Balz D9/537

(Continued)

(73) Assignee: **Cadbury Schweppes Plc**, Birmingham
(GB)

(**) Term: **14 Years**

(21) Appl. No.: **29/210,791**

(22) Filed: **Aug. 4, 2004**

(51) **LOC (8) Cl.** **09-01**

(52) **U.S. Cl.** **D9/538; D9/540; D9/551;**
D9/571

(58) **Field of Classification Search** D9/502,
D9/522, 530, 537-540, 549-552, 556-558,
D9/571, 575, 690-692, 772-777; D7/509-511,
D7/608; D24/197; 215/382-384, 396, 398,
215/11.1

See application file for complete search history.

FOREIGN PATENT DOCUMENTS

EM 000413869-0001 * 10/2005
EM 000416243-0005 * 10/2005
EM 000449202-0001 * 12/2005
EP 0 95 7030 A2 11/1999
GB 2 358 385 7/2001
JP 03-239989 10/1991
JP 2003-155015 5/2003
WO WO 94/01268 1/1994
WO WO/0156896 A1 8/2001
WO WO 02/32768 A1 4/2002
WO WO 02/057146 A2 7/2002
WO WO 03/024813 A1 3/2003

Primary Examiner—Carol Rademaker

(74) *Attorney, Agent, or Firm*—Robert G. Crouch; Marsh
Fischman & Breyfogle LLP

(57) **CLAIM**

The ornamental design for a bottle with grip, as shown and
described.

(56) **References Cited**

U.S. PATENT DOCUMENTS

D191,069 S * 8/1961 Schacher et al. D9/543
D198,407 S 6/1964 Busch
D249,228 S * 9/1978 Schacher et al. D9/530
D249,229 S * 9/1978 Schacher et al. D9/523
4,907,709 A * 3/1990 Abe et al. 215/252
4,946,053 A 8/1990 Conrad
4,993,566 A 2/1991 Eberle
4,993,567 A 2/1991 Eberle
5,052,567 A 10/1991 Colani
5,104,706 A 4/1992 Krishnakumar 428/36.92
5,133,468 A 7/1992 Brunson

DESCRIPTION

FIG. 1 is a front elevational view of a bottle with grip of the
claimed design;

FIG. 2 is a top plan view thereof;

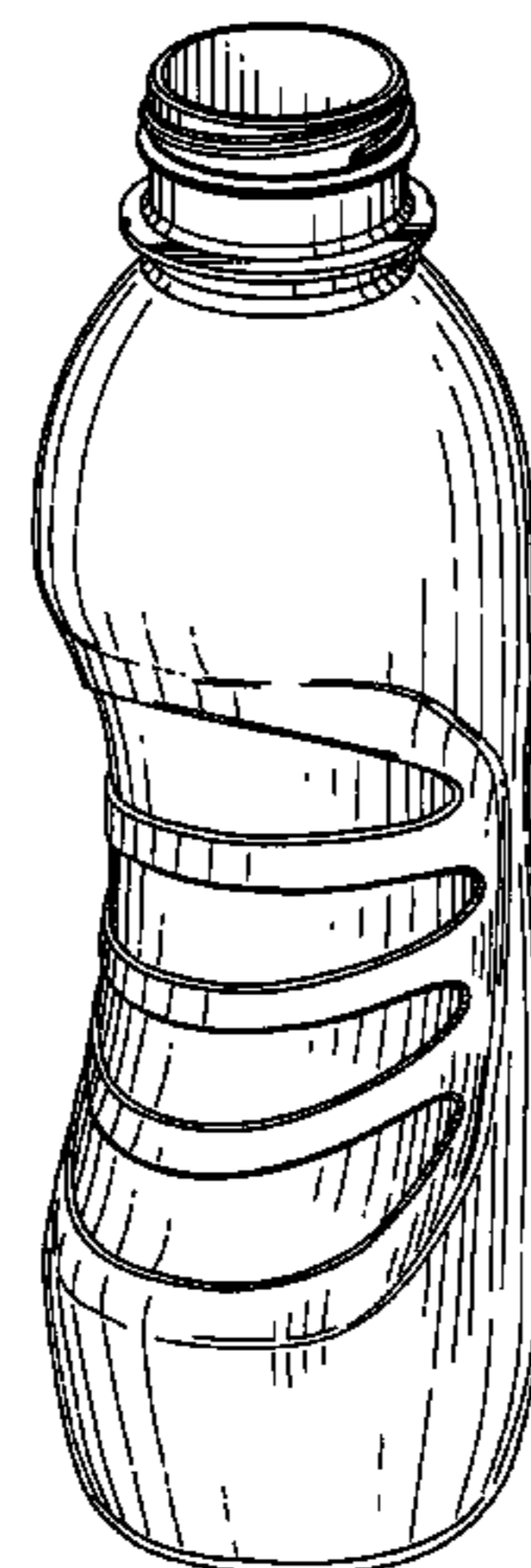
FIG. 3 is a right side elevational view thereof, the left side
elevational view being a mirror image;

FIG. 4 is back elevational view thereof; and,

FIG. 5 is a perspective view thereof.

The broken lines shown in the drawings are for illustrative
purposes only and form no part of the claimed design.

1 Claim, 2 Drawing Sheets



US D536,255 S

Page 2

U.S. PATENT DOCUMENTS

D382,807 S	8/1997	Silvers	D9/520					
D382,812 S	*	8/1997	Kokenge et al.	D9/543				
D397,616 S	*	9/1998	Chen	D9/540				
D398,479 S	*	9/1998	Vultaggio et al.	D7/511 X				
D399,391 S	*	10/1998	Malvasi et al.	D7/511 X				
D412,120 S	*	7/1999	Payne et al.	D9/540				
5,927,533 A	*	7/1999	Payne et al.	215/384				
5,971,184 A		10/1999	Krishnakumar	215/384				
D435,453 S		12/2000	Krishnakumar	D9/537				
D436,042 S		1/2001	Krishnakumar	D9/537				
D436,043 S		1/2001	Krishnakumar	D9/537				
6,173,850 B1	*	1/2001	Scheetz et al.	215/384 X				
D442,492 S		5/2001	Krishnakumar	D9/537				
D444,710 S	*	7/2001	Zboch et al.	D9/543				
D448,998 S	*	10/2001	Farris	D9/522				
D470,772 S		2/2003	Egger	D9/537				
D471,461 S	*	3/2003	McGowan	D9/522				
6,595,380 B2		7/2003	Silvers	215/373				
6,637,613 B2		10/2003	Shimada	215/382				
D481,951 S	*	11/2003	Scott, III	D9/522				
D482,620 S	*	11/2003	Kleckauskas et al.	D9/530				
D482,976 S	*	12/2003	Melrose	D9/537				
6,662,960 B2		12/2003	Hong	215/381				
2002/0008077 A1		1/2002	Lane	215/381				
2002/0153343 A1		10/2002	Tobias	215/375				

* cited by examiner

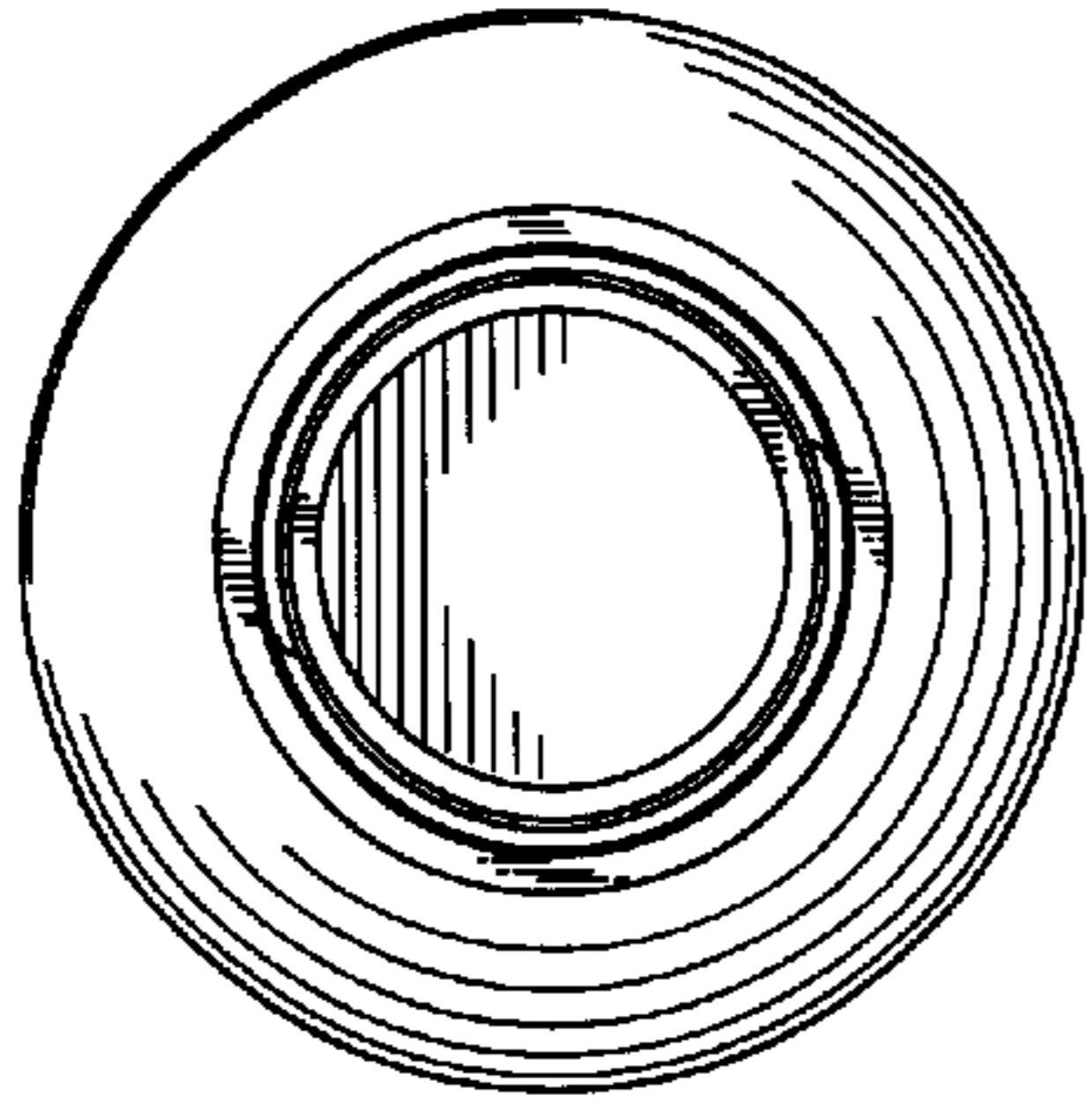


FIG.2

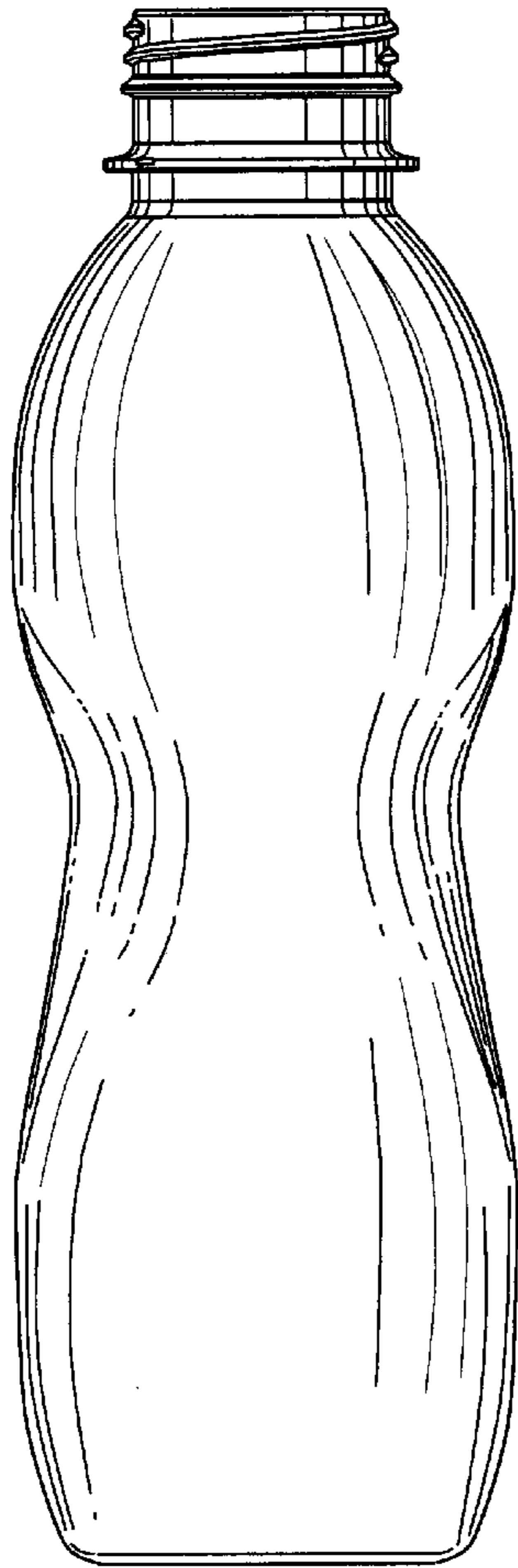


FIG.1

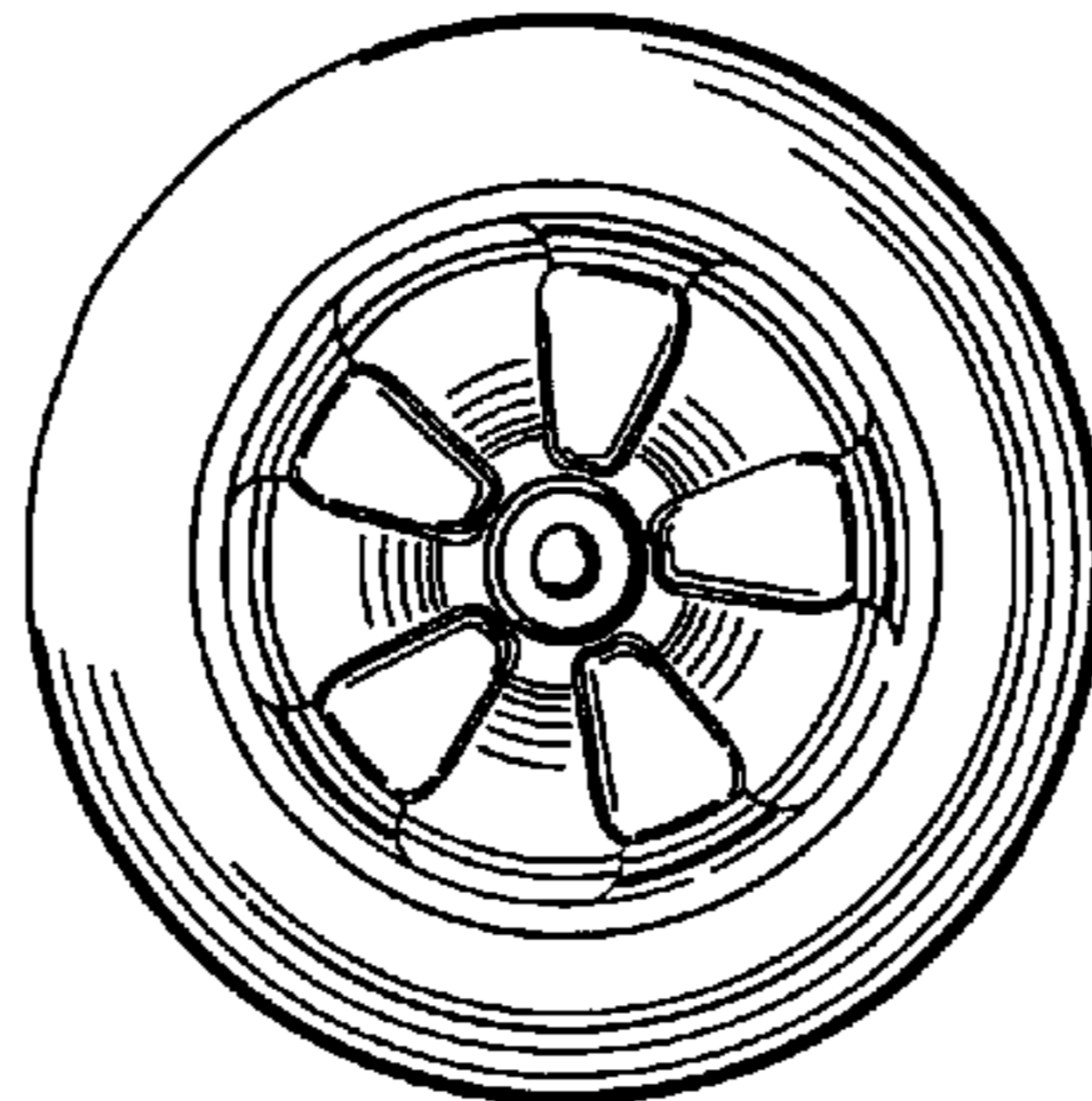


FIG.3




FIG.4

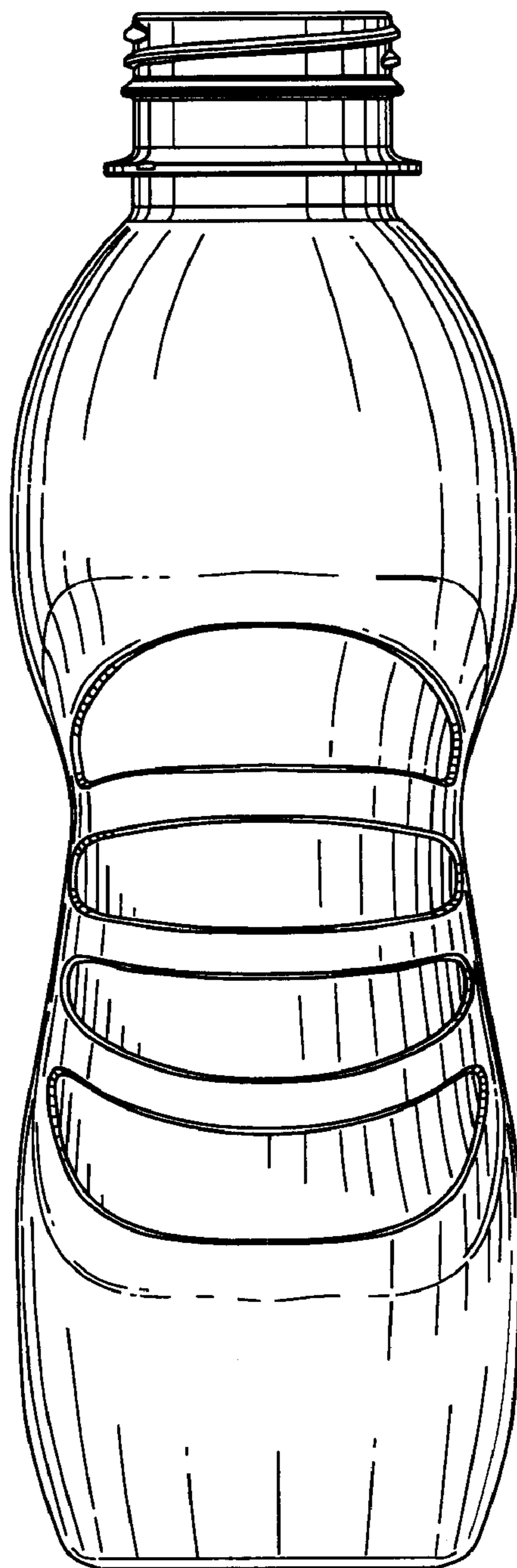


FIG. 5