



US00D536207S

(12) **United States Design Patent** (10) **Patent No.:** **US D536,207 S**
Östlund et al. (45) **Date of Patent:** **** Feb. 6, 2007**

(54) **ELECTRIC RANGE WITH TOUCH CONTROLS**

(75) Inventors: **Per-Åke Östlund**, Solna (SE); **David A. Kynoch**, Co. Durham (GB); **Lynn Turnbull**, Tyne and Wear (GB); **Axel Mürmann**, Erlangen (DE); **Michael Thoenissen**, Fürth (DE)

(73) Assignee: **Electrolux Home Products Corporation N.V.**, Zaventem (BE)

(**) Term: **14 Years**

(21) Appl. No.: **29/244,862**

(22) Filed: **Dec. 15, 2005**

(30) **Foreign Application Priority Data**

Jun. 16, 2005 (EM) 000356332

(51) **LOC (8) Cl.** **07-02**

(52) **U.S. Cl.** **D7/340**

(58) **Field of Classification Search** D7/346,
D7/339-341, 402, 408; 126/19 R, 39 B,
126/39 C, 39 R; 219/391-392, 395

See application file for complete search history.

(56) **References Cited**

U.S. PATENT DOCUMENTS

D375,867 S * 11/1996 Sparks D7/340
D511,925 S * 11/2005 Baldwin D7/340
D511,926 S * 11/2005 Baldwin D7/340

* cited by examiner

Primary Examiner—Catherine R. Oliver

(74) *Attorney, Agent, or Firm*—Pearne & Gordon LLP

(57) **CLAIM**

The ornamental design for an electric range with touch controls, as shown and described.

DESCRIPTION


FIG. 1 is a perspective view of my new electric range with touch controls;

FIG. 2 is a front view thereof;

FIG. 3 is a right side view thereof, a left side view being a mirror image thereof; and,

FIG. 4 is a top view thereof.

1 Claim, 2 Drawing Sheets






FIG. 1




FIG. 4




FIG. 2

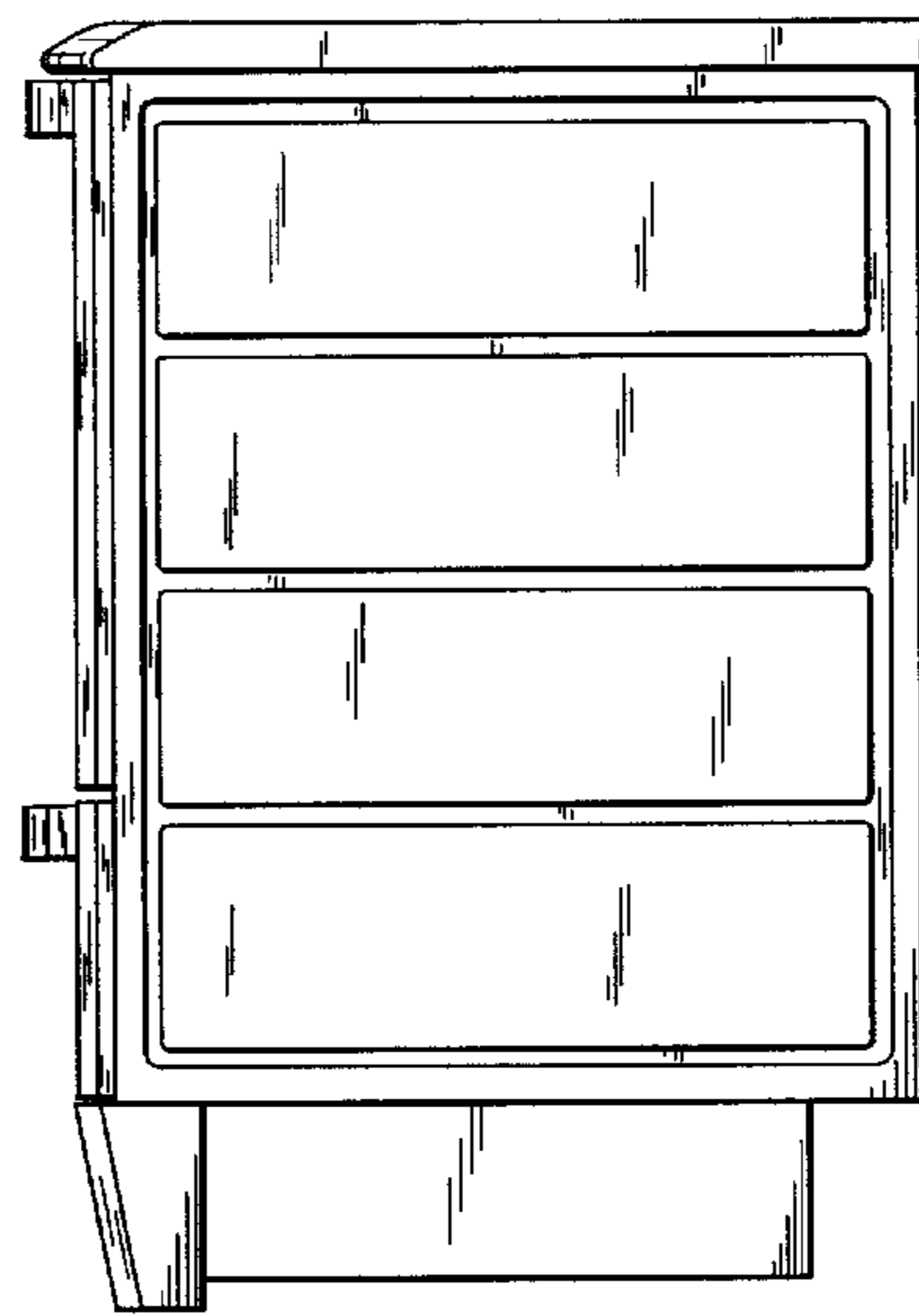


FIG. 3