



US00D536193S

(12) **United States Design Patent**
Sapp

(10) **Patent No.:** **US D536,193 S**

(45) **Date of Patent:** **** *Feb. 6, 2007**

(54) **LIFT-UP LAPTOP COMPUTER WORKSTATION**

(76) Inventor: **Leslie Sapp**, 29 John St., #233, New York, NY (US) 10038

(*) Notice: This patent is subject to a terminal disclaimer.

(**) Term: **14 Years**

(21) Appl. No.: **29/223,809**

(22) Filed: **Feb. 18, 2005**

(51) **LOC (8) Cl.** **06-03**

(52) **U.S. Cl.** **D6/425; D6/480; D14/305**

(58) **Field of Classification Search** D6/422-426, D6/429, 480, 474; 108/50.01, 50.02, 147.19; 312/194-196, 203, 239; D14/304, 305
See application file for complete search history.

(56) **References Cited**

U.S. PATENT DOCUMENTS

D208,709 S	*	9/1967	Barecki	D6/397
3,600,050 A		8/1971	Kunishima	312/194
D236,058 S	*	7/1975	Kramer	D6/484
D281,299 S		11/1985	Esslinger	D6/491
6,415,723 B1	*	7/2002	Kopish et al.	108/50.02

6,446,564 B1		9/2002	Anderson	108/71
6,553,919 B1		4/2003	Nevin	108/50.01
D474,920 S	*	5/2003	Holt	D6/425
6,609,465 B2	*	8/2003	Kolavo	108/50.01
D496,184 S		9/2004	Sapp	D6/422
D512,587 S	*	12/2005	Frenkler et al.	D6/480

* cited by examiner

Primary Examiner—Janice E. Seeger

(57) **CLAIM**

The ornamental design for a lift-up laptop computer workstation, as shown and described.

DESCRIPTION


FIG. 1 is a perspective view of a lift-up laptop computer workstation in an upright orientation having the display in an upright orientation and disposed above the workstation surface in an outwardly facing orientation thereof;

FIG. 2 is a right side view and a mirror image of the left side of the lift-up laptop computer workstation in the Pulled configuration above the workstation surface thereof;

FIG. 3 is a front view of the lift-up laptop computer thereof; and,

FIG. 4 is a rear view of the lift-up laptop computer workstation.

1 Claim, 4 Drawing Sheets



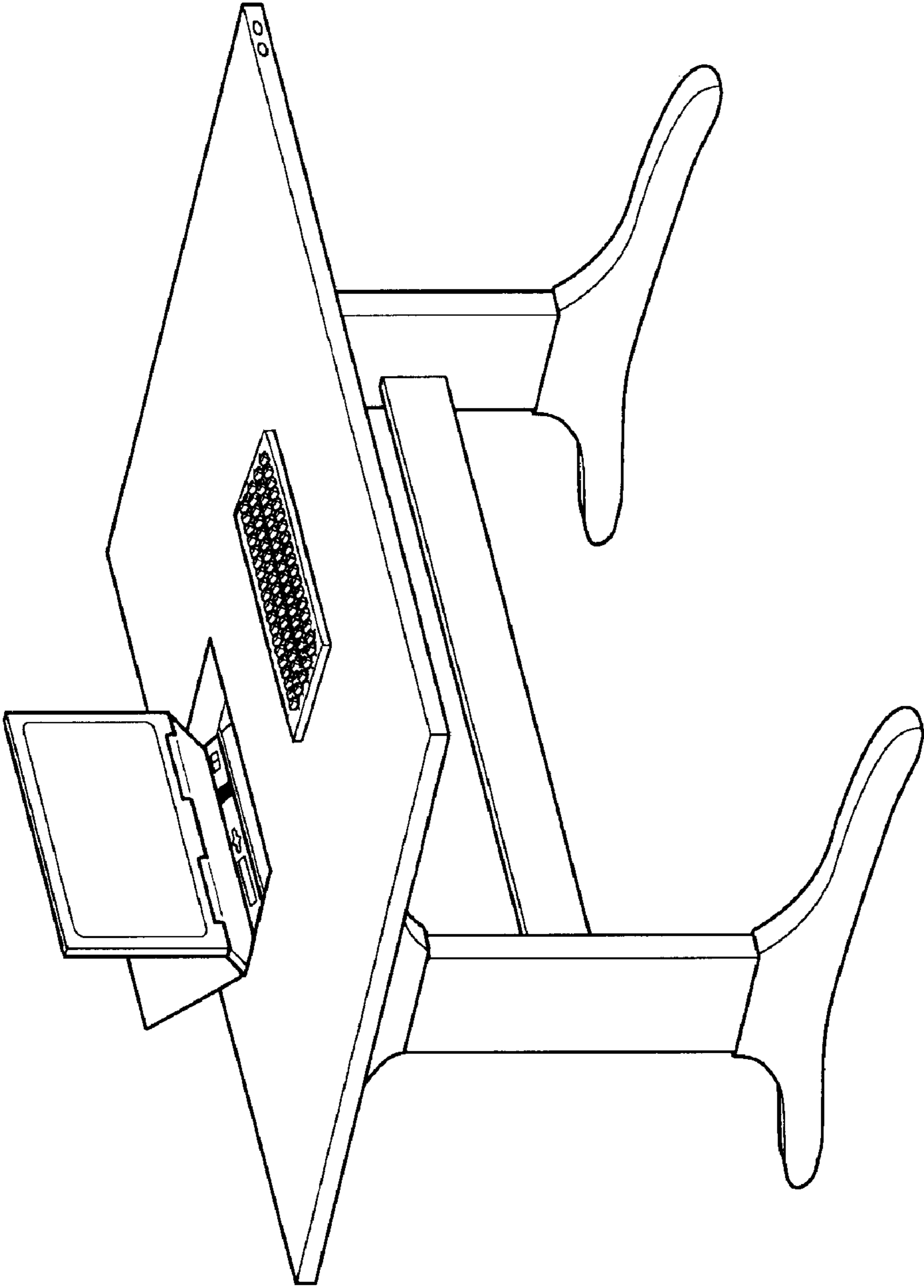


FIG. 1

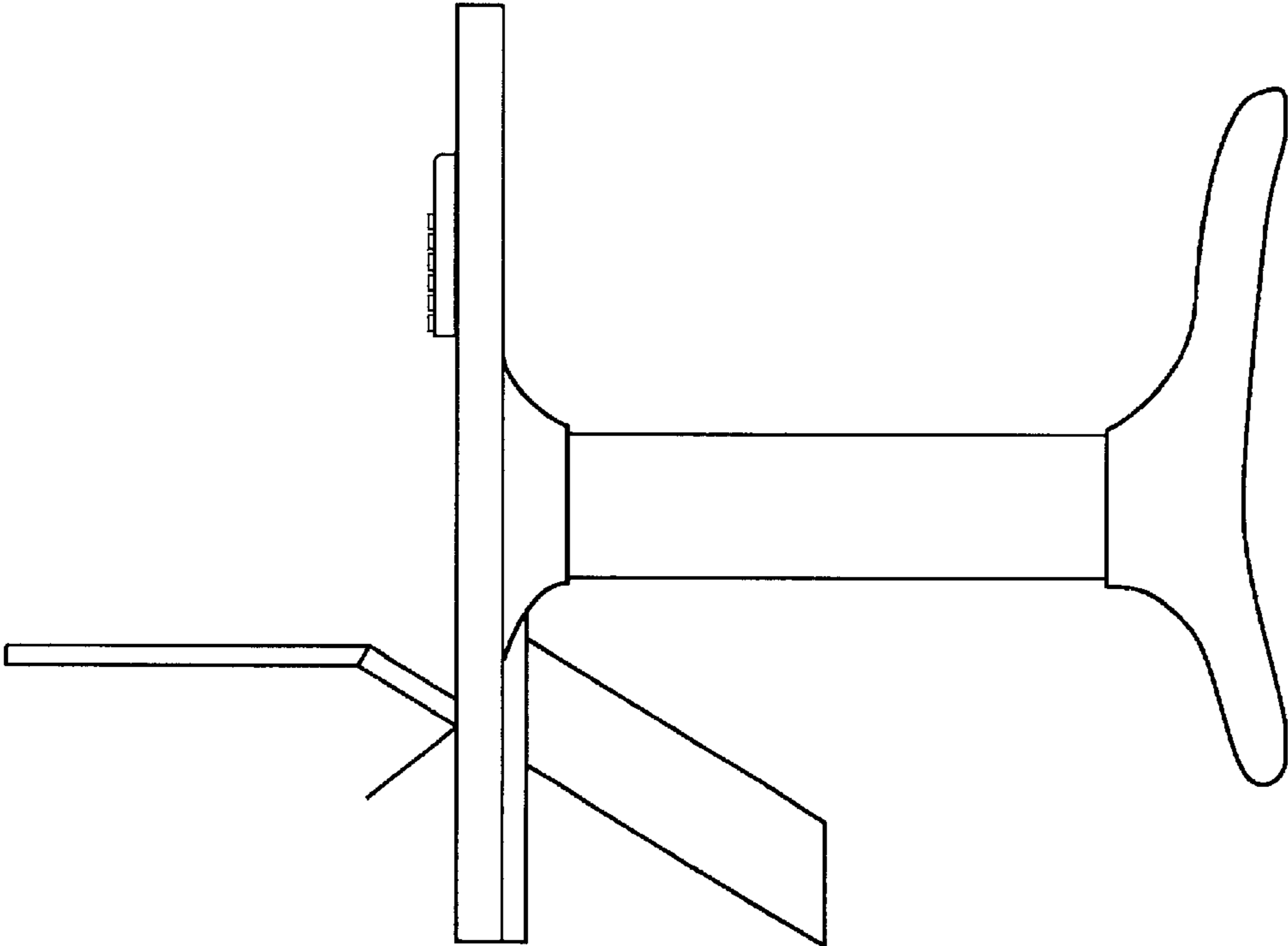


FIG. 2

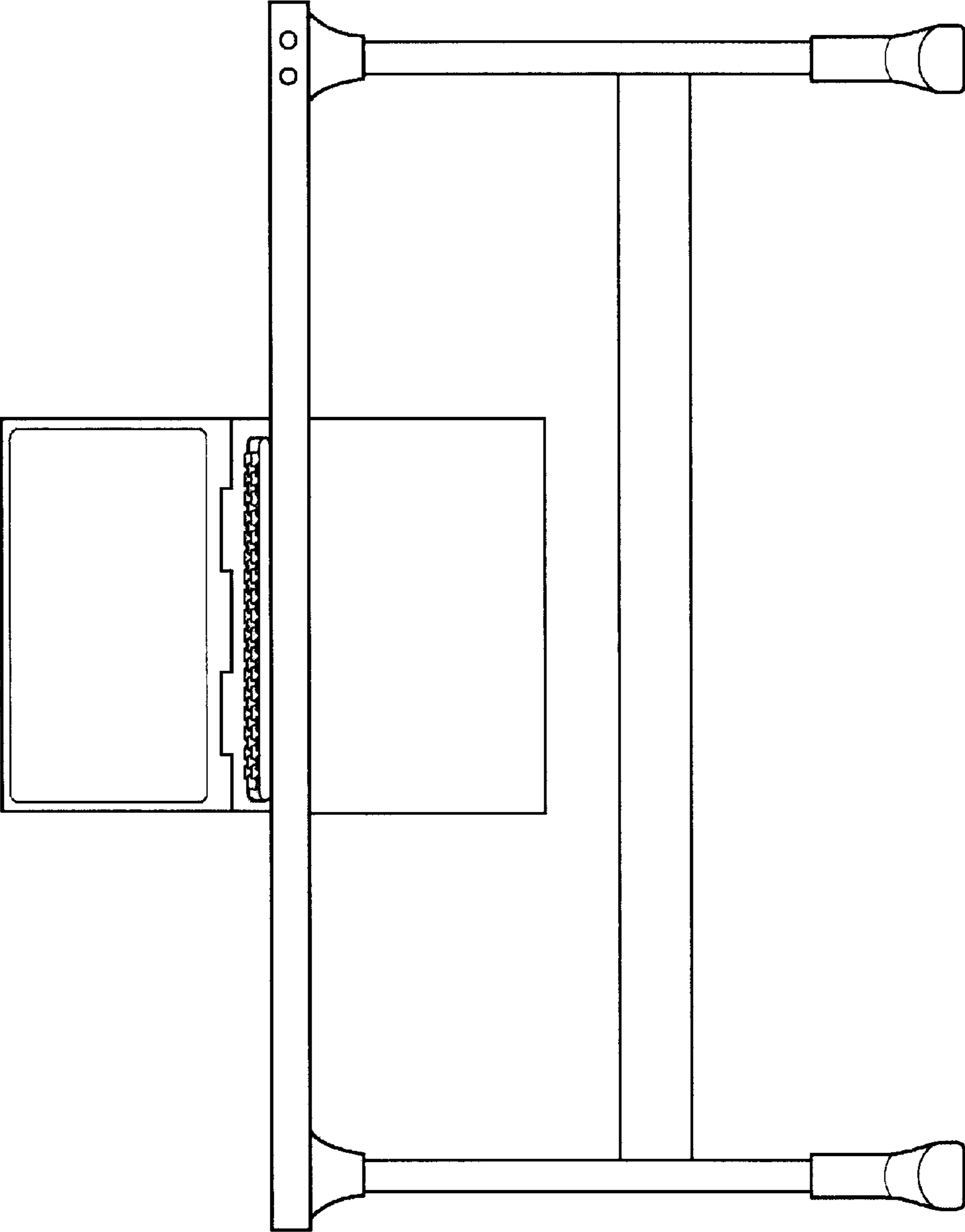


FIG. 3

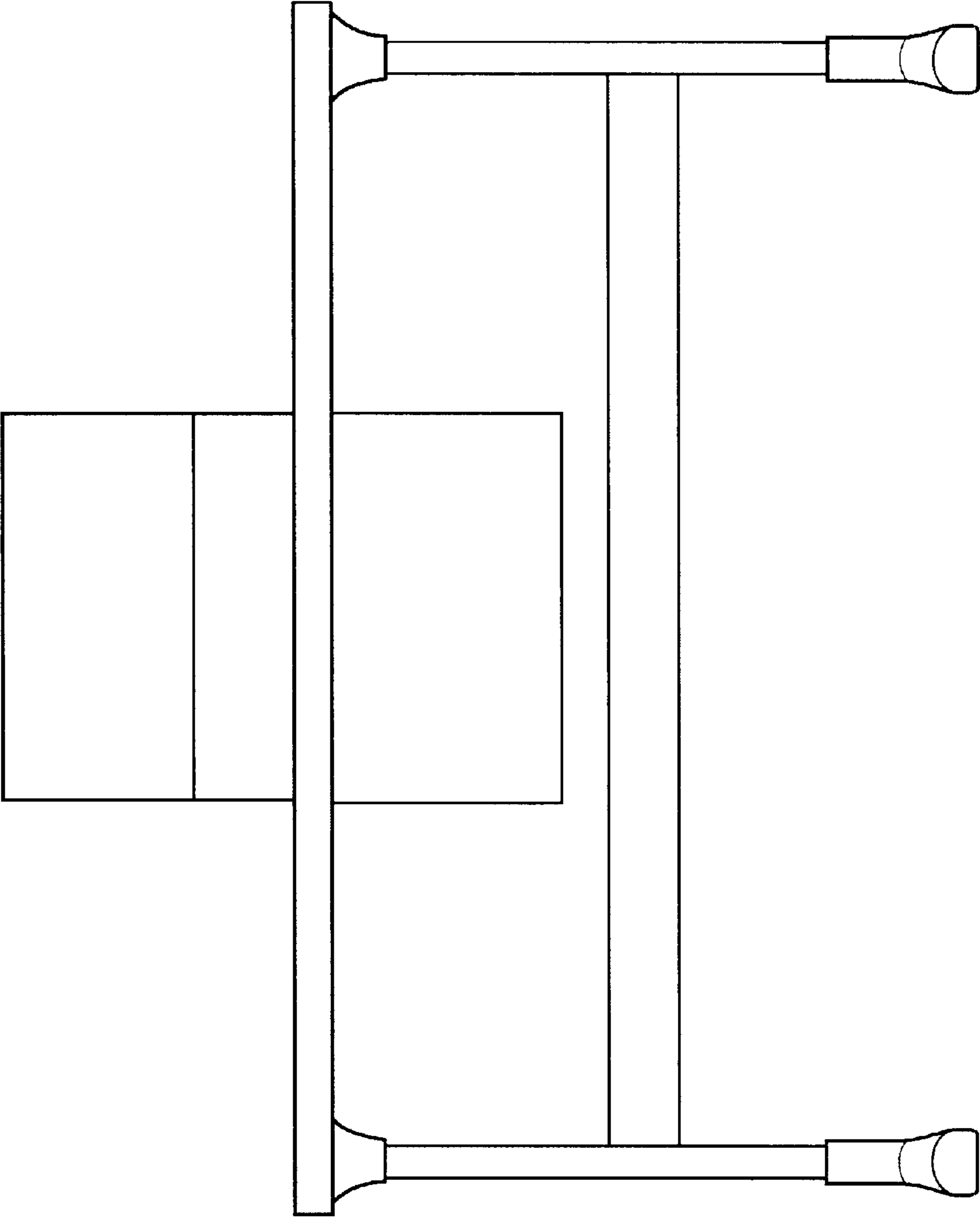


FIG. 4