



US00D536192S

(12) **United States Design Patent** (10) **Patent No.:** **US D536,192 S**
Kruse et al. (45) **Date of Patent:** **** Feb. 6, 2007**

(54) **SCAN AND PAY TOWER**

(75) Inventors: **Bernd Kruse**, Altenbeken (DE); **Udo Hesselbach**, Buren (DE)

(73) Assignee: **Wincor Nixdorf International GmbH** (DE)

(**) Term: **14 Years**

(21) Appl. No.: **29/244,401**

(22) Filed: **Dec. 8, 2005**

(30) **Foreign Application Priority Data**

Jun. 9, 2005 (DE) 4 05 02 985

(51) **LOC (8) Cl.** **06-03**

(52) **U.S. Cl.** **D6/402**

(58) **Field of Classification Search** D6/402,
D6/396, 397; 312/140.1; 186/59-68; 235/383,
235/462, 454; D99/28; D18/4.1, 4.4, 4.5,
D18/4.6

See application file for complete search history.

(56) **References Cited**

U.S. PATENT DOCUMENTS

D174,258 S	*	3/1955	Hartup	D6/402
D233,496 S	*	11/1974	Luttmer et al.	D6/402
4,138,000 A	*	2/1979	Hartup	186/61
D289,113 S	*	4/1987	Woolf	D6/402
5,177,345 A	*	1/1993	Baitz	186/61
5,375,680 A	*	12/1994	Ikeda et al.	186/61
5,543,607 A	*	8/1996	Watanabe et al.	235/383
5,747,784 A	*	5/1998	Walter et al.	235/383
5,967,264 A	*	10/1999	Lutz et al.	186/61
5,992,570 A	*	11/1999	Walter et al.	186/36
6,032,128 A	*	2/2000	Morrison et al.	705/23
6,056,087 A	*	5/2000	Addy et al.	186/61
6,112,857 A	*	9/2000	Morrison	186/61
6,145,629 A	*	11/2000	Addy	186/61
6,167,381 A	*	12/2000	Swaine et al.	705/17

6,189,790 B1	*	2/2001	Walter	235/383
6,296,185 B1	*	10/2001	Dejaeger	235/383
6,325,290 B1	*	12/2001	Walter et al.	235/472.01
6,354,498 B1	*	3/2002	Lutz	235/385
6,363,355 B1	*	3/2002	Morrison et al.	705/23
6,382,357 B1	*	5/2002	Morrison et al.	186/61
6,497,362 B2	*	12/2002	Persky et al.	235/383
6,547,040 B2	*	4/2003	Goodwin, III	186/61
6,550,582 B2	*	4/2003	Addy et al.	186/61
6,588,549 B2	*	7/2003	Wike et al.	186/61
6,598,791 B2	*	7/2003	Bellis et al.	235/383
6,837,428 B2	*	1/2005	Lee et al.	235/383
6,892,183 B1	*	5/2005	Cooper et al.	705/16
6,991,066 B2	*	1/2006	Persky	186/59
7,016,862 B1	*	3/2006	Vassigh et al.	705/17
7,036,726 B1	*	5/2006	Edwards	235/383
7,048,184 B2	*	5/2006	Persky	235/383
2002/0079168 A1	*	6/2002	Addy et al.	186/61
2002/0139617 A1	*	10/2002	Goodwin	186/61
2003/0006098 A1	*	1/2003	Wike et al.	186/61
2005/0006176 A1	*	1/2005	Kurtz et al.	186/59

* cited by examiner

Primary Examiner—Caron D. Veynar

Assistant Examiner—Sydney R. Buffalow

(74) *Attorney, Agent, or Firm*—Harness, Dickey & Pierce, P.L.C.

(57) **CLAIM**

The ornamental design for a scan and pay tower, as shown and described.

DESCRIPTION

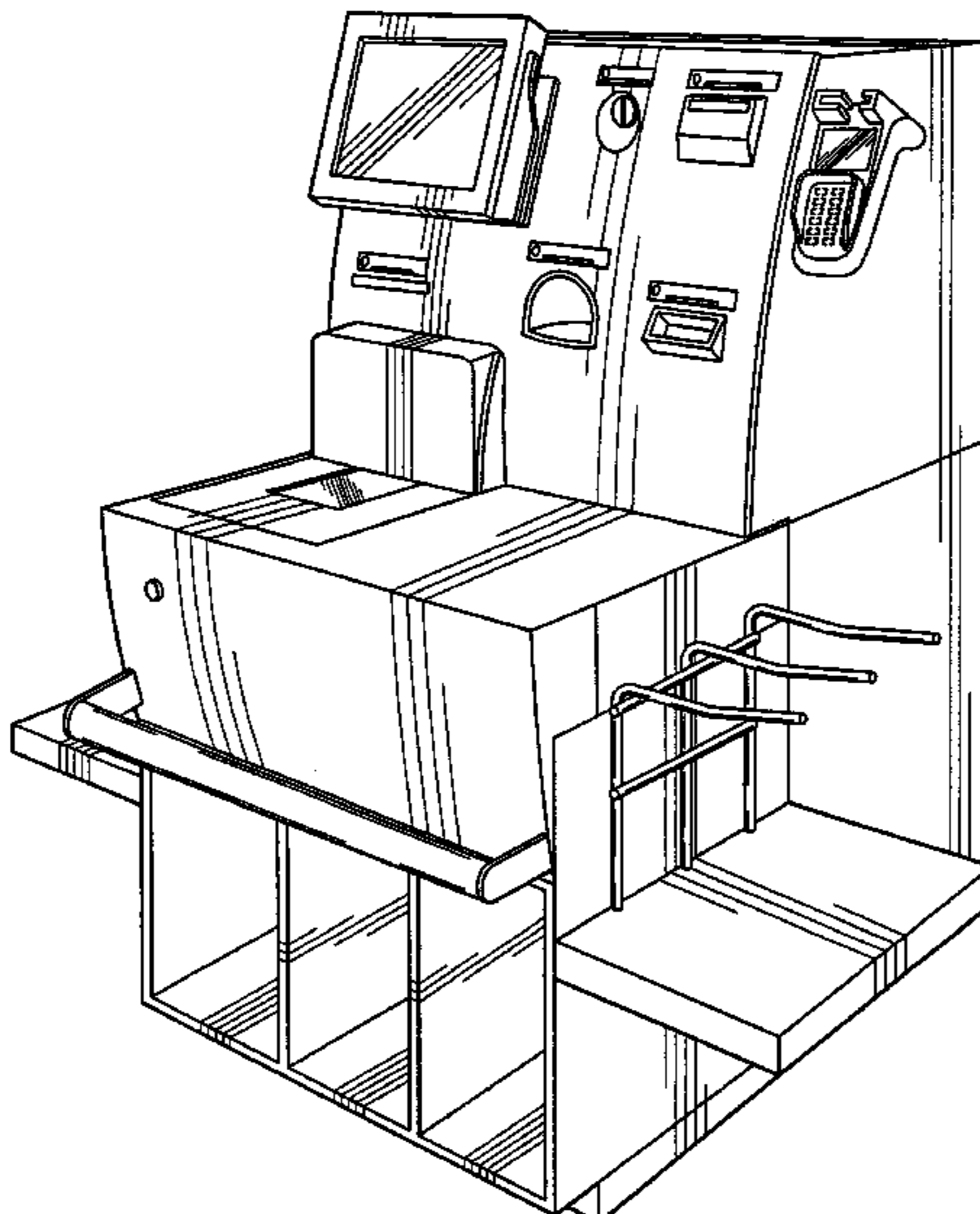
FIG. 1 is a front view of the scan and pay tower embodying our new design;

FIG. 2 is a perspective view thereof, as viewed from the front and right side;

FIG. 3 is a perspective view thereof, as viewed from the front and left side; and,

FIG. 4 is a right side view thereof.

1 Claim, 4 Drawing Sheets



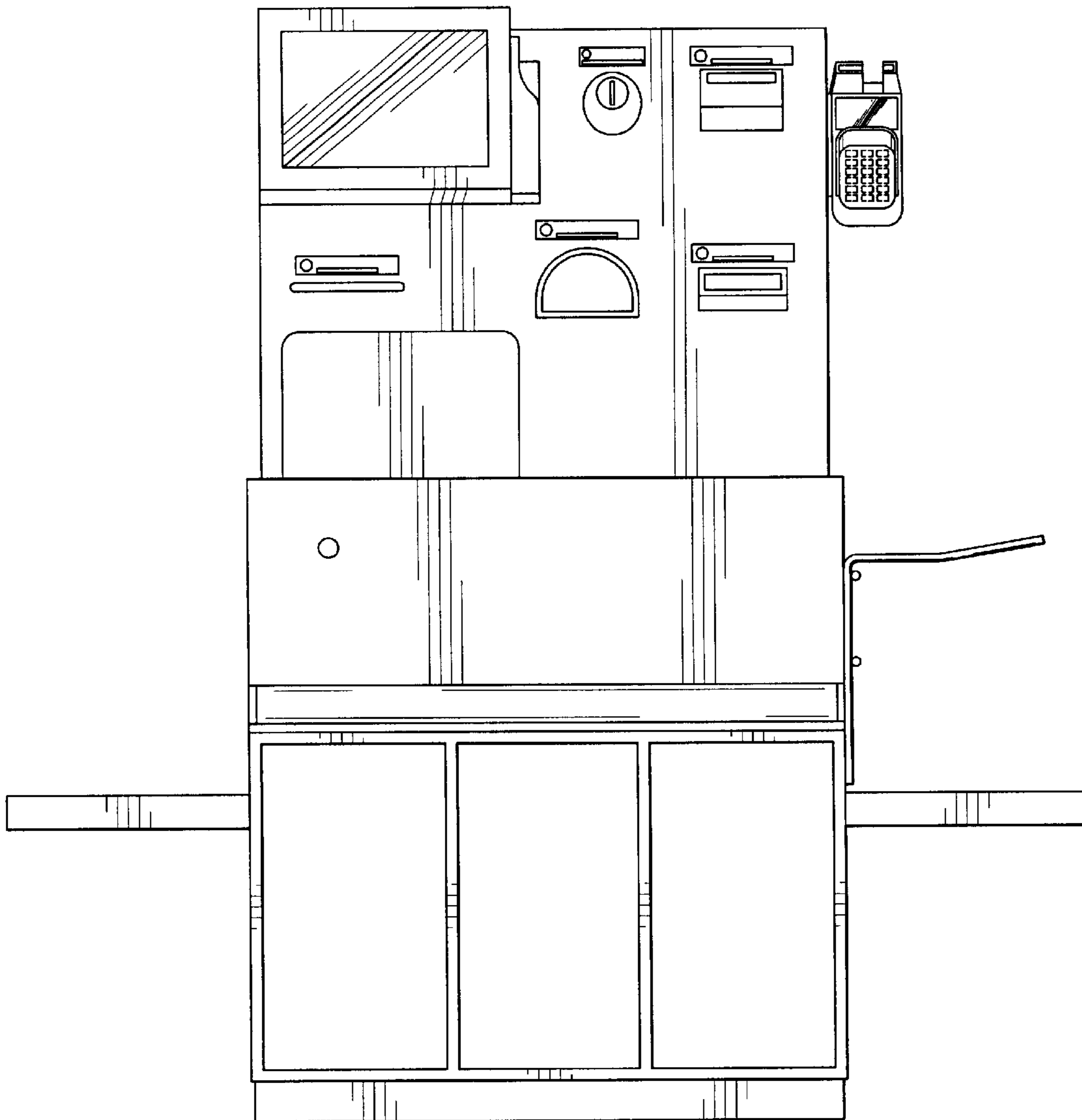


Fig-1

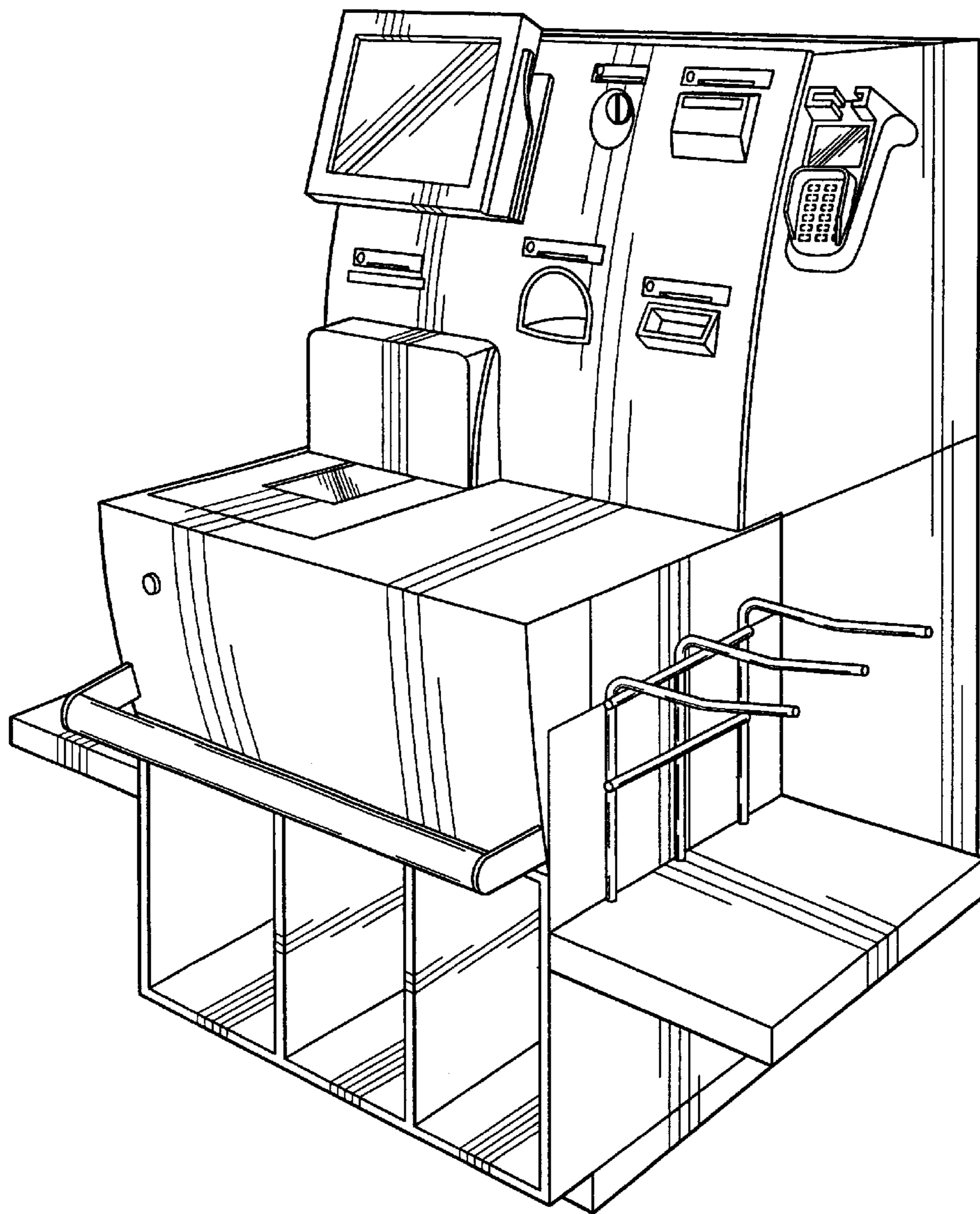


Fig-2

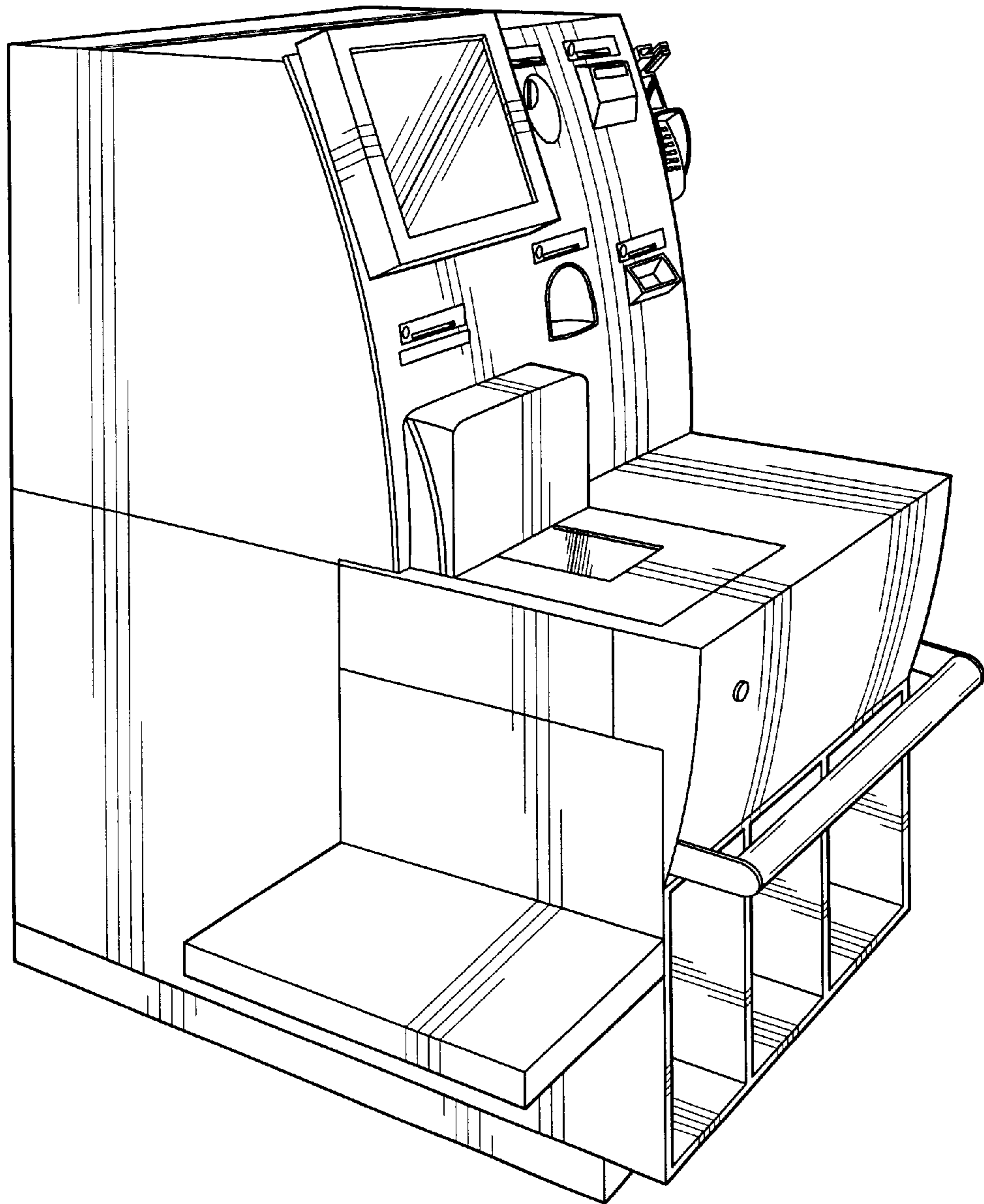


Fig-3

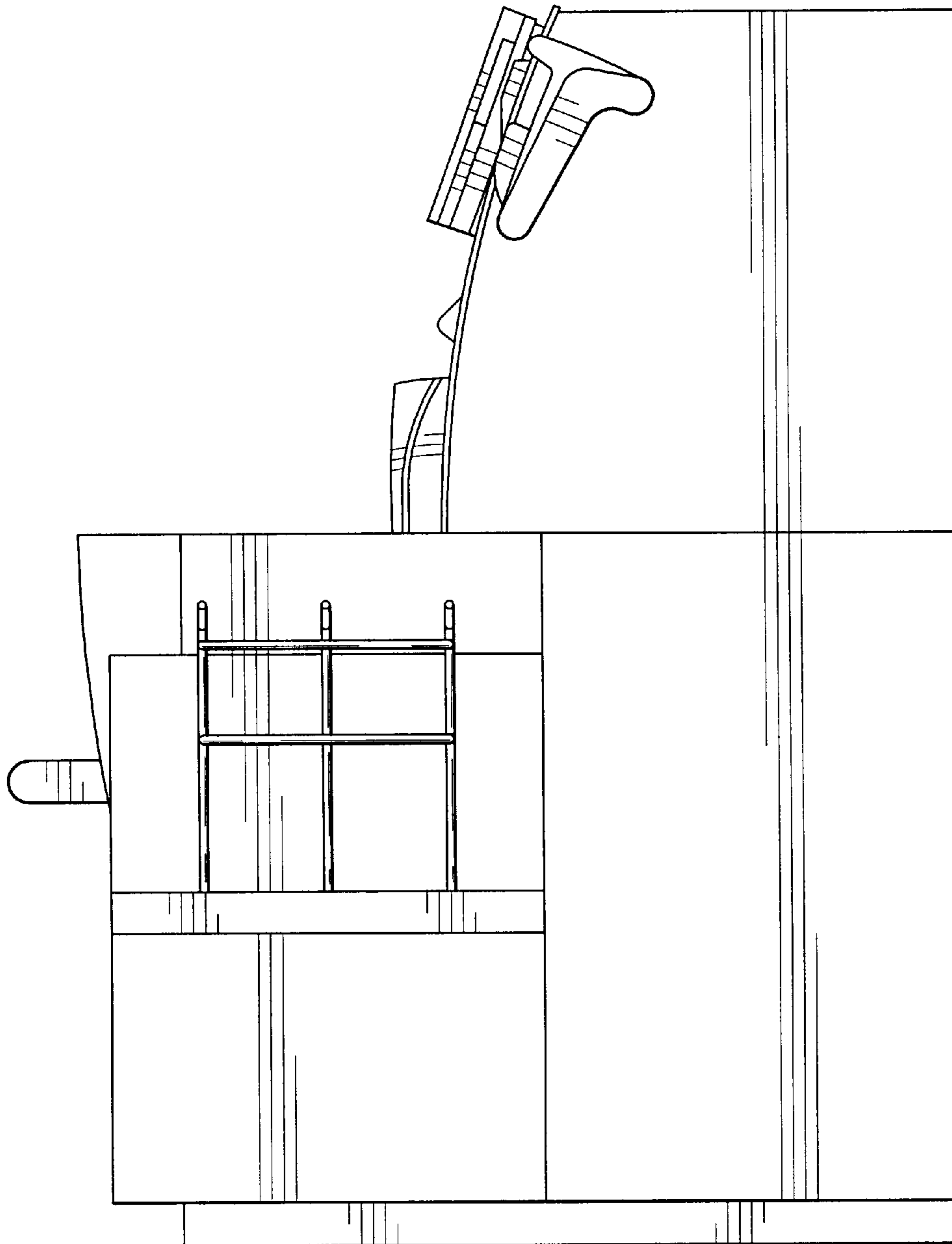


Fig-4