



US00D536190S

(12) **United States Design Patent**  
**Oldham**

(10) **Patent No.:** **US D536,190 S**

(45) **Date of Patent:** **\*\* Feb. 6, 2007**

(54) **FURNITURE COLLECTION**

(76) Inventor: **Jacky Todd Oldham**, 50 Murray St.,  
#1601, New York, NY (US) 10007

(\*\*) Term: **14 Years**

(21) Appl. No.: **29/198,942**

(22) Filed: **Feb. 6, 2004**

(51) **LOC (8) Cl.** ..... **06-01**

(52) **U.S. Cl.** ..... **D6/381**

(58) **Field of Classification Search** ..... D6/334–337,  
D6/349, 369, 381, 382, 384, 390, 391, 374,  
D6/500–502, 373; 297/232–233, 240, 242,  
297/244–245, 445.1, 446.1, 451.9, 452.11,  
297/452.12; 5/12.1

See application file for complete search history.

(56) **References Cited**

U.S. PATENT DOCUMENTS

D234,731 S	*	4/1975	McDonald	.....	D6/371
4,026,567 A	*	5/1977	Rye	.....	297/448.1
D257,454 S	*	10/1980	Nash	.....	D6/364
D345,870 S	*	4/1994	Williams	.....	D6/381
D425,711 S	*	5/2000	Desombre	.....	D6/334
D460,284 S	*	7/2002	Natuzzi et al.	.....	D6/381
D461,328 S	*	8/2002	Natuzzi et al.	.....	D6/381
D467,091 S	*	12/2002	Natuzzi et al.	.....	D6/381
D485,086 S	*	1/2004	Gomez	.....	D6/381
D502,614 S	*	3/2005	Tapinassi et al.	.....	D6/381

OTHER PUBLICATIONS

LC–2 Petit Confort, 1928, Le Corbusier, Modern Furniture Classics Book, 1987.\*

Le Corusier Sofa and Armchair, Design Within Reach catalog, 2002.\*

Design Within Reach, Breuer Nesting Table—Short (Apr. 23, 2004), at <http://www.dwr.com>.

Design Within Reach, Libre Corner Component—Leather (Apr. 23, 2004), at <http://www.dwr.com>.

Design Within Reach, Trim Slim Tables S/3 Stainless Steel (Apr. 23, 2004), at <http://www.dwr.com>.

HermanMiller, Goetz Sofa (Apr. 23, 2004), at <http://www.hmhome.com>.

HermanMiller, Eames Walnut Stools (Apr. 23, 2004), at <http://www.hermanmiller.com>.

\* cited by examiner

Primary Examiner—Sandra Snapp

(74) Attorney, Agent, or Firm—Harness, Dickey & Pierce, P.L.C.

(57) **CLAIM**

The ornamental design for the furniture collection, as shown and described.

**DESCRIPTION**

FIG. 1 is a perspective view illustrating a sofa in accordance with the present invention;

FIG. 2 is a left side view illustrating the sofa of FIG. 1, the right side view of the sofa is not illustrated as it is merely a mirror image of the left side view;

FIG. 3 is a front view illustrating the sofa of FIG. 1;

FIG. 4 is a top view illustrating the sofa of FIG. 1, the bottom view of the sofa is not illustrated as it forms no part of the present invention;

FIG. 5 is a back view illustrating the sofa of FIG. 1;

FIG. 6 is a perspective view illustrating a furniture piece in a first configuration in accordance with the present invention;

FIG. 7 is a left side view illustrating the furniture piece of FIG. 6, the right side view of the furniture piece is not illustrated as it is merely a mirror image of the left side view;

FIG. 8 is a front view illustrating the furniture piece of FIG. 6;

FIG. 9 is a top view illustrating the furniture piece of FIG. 6, the bottom view of the furniture piece is not illustrated as it forms no part of the present invention; and,

FIG. 10 is a back view illustrating the furniture piece of FIG. 6.

Those portions of the following figures that appear in hidden or phantom lines forms no part of the present invention;

**1 Claim, 6 Drawing Sheets**


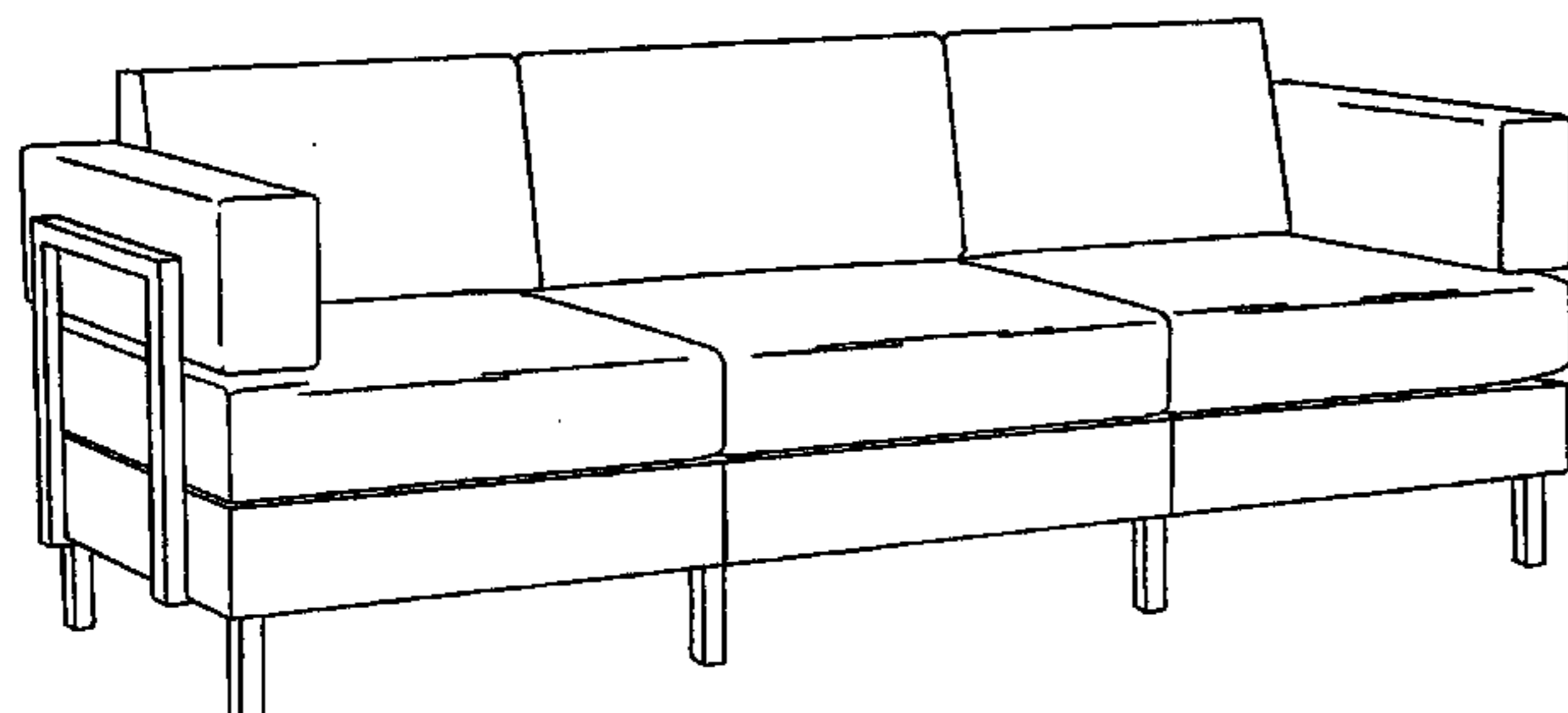


FIG 1

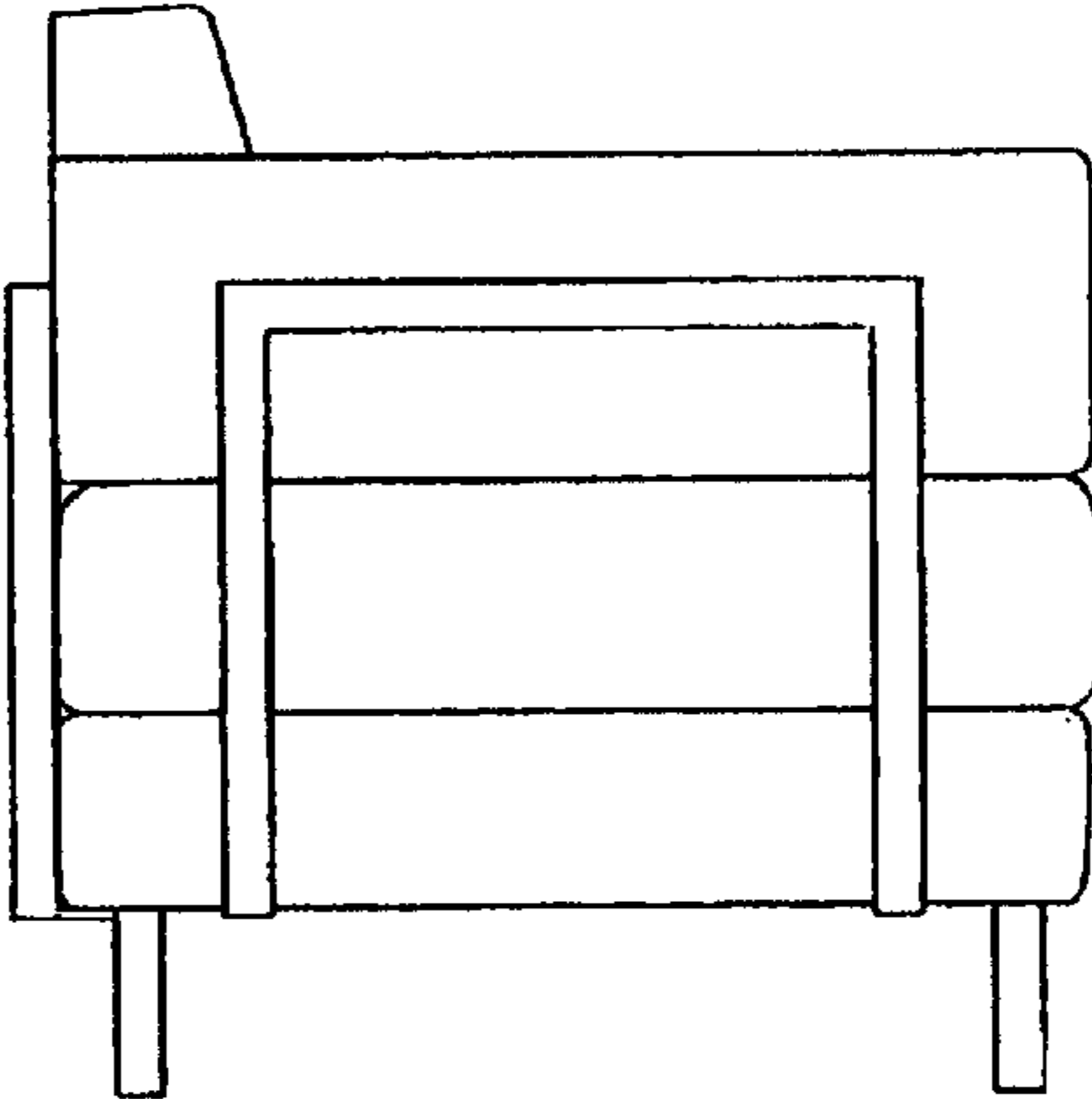



FIG 2

FIG 3


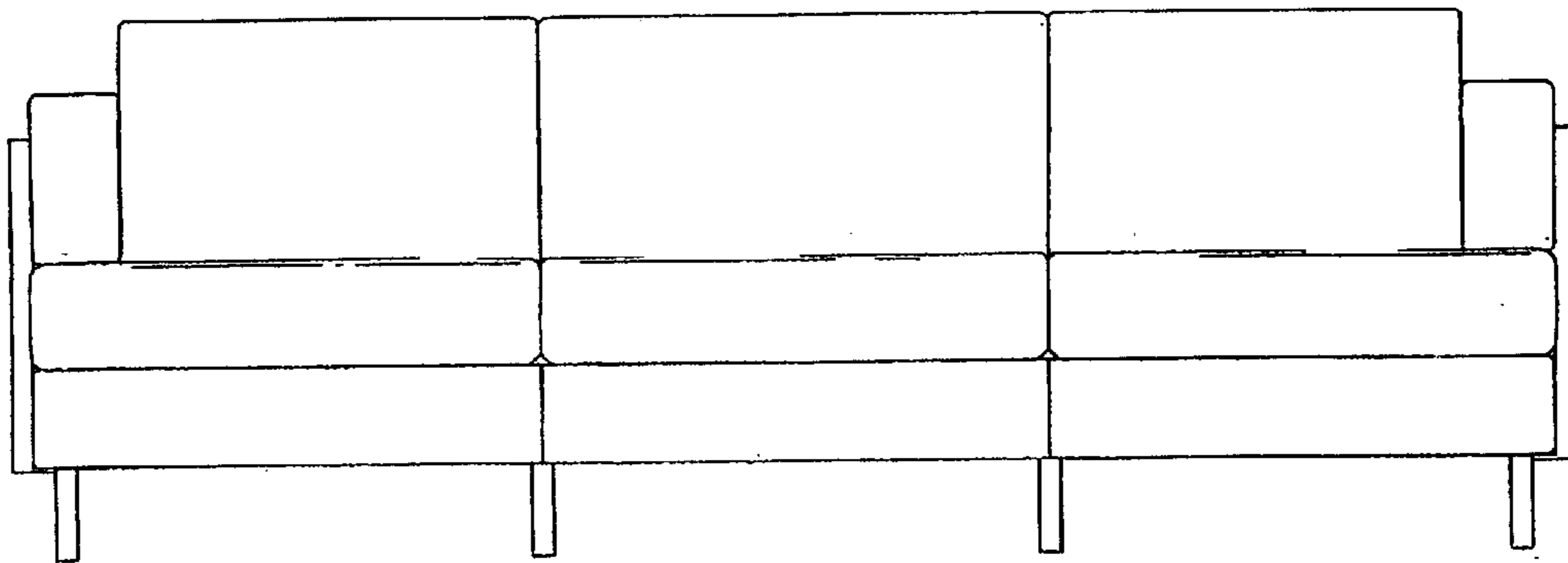


FIG 4

FIG 5


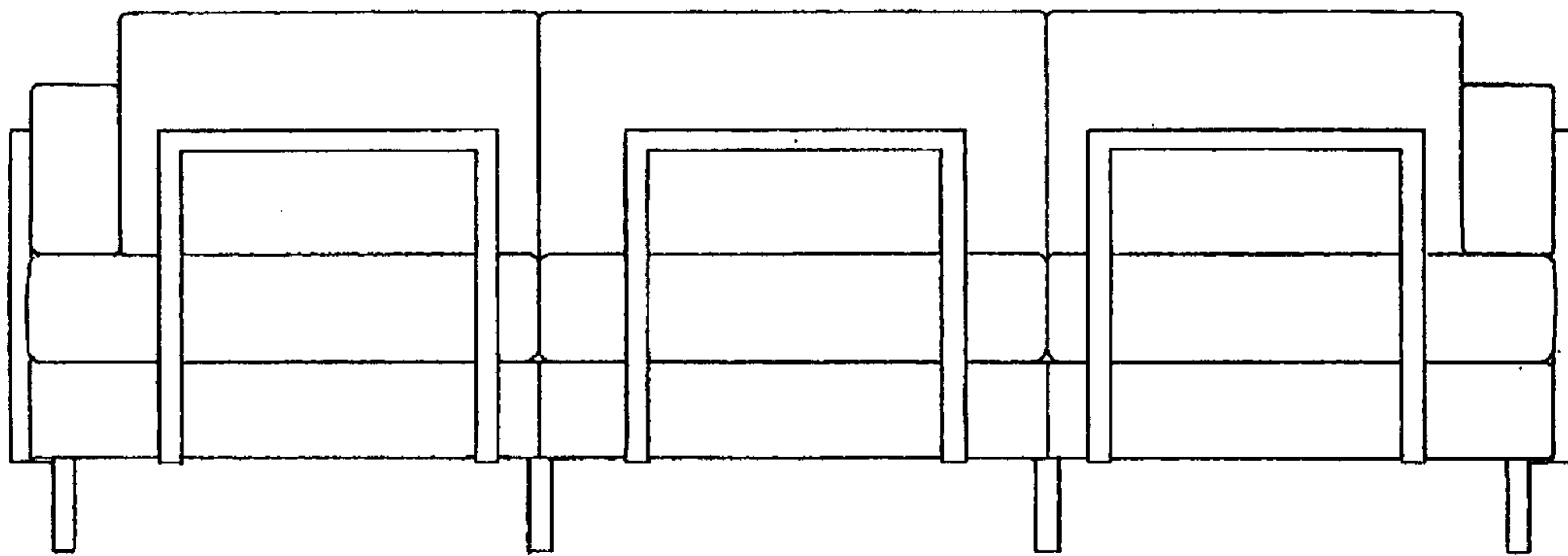


FIG 6

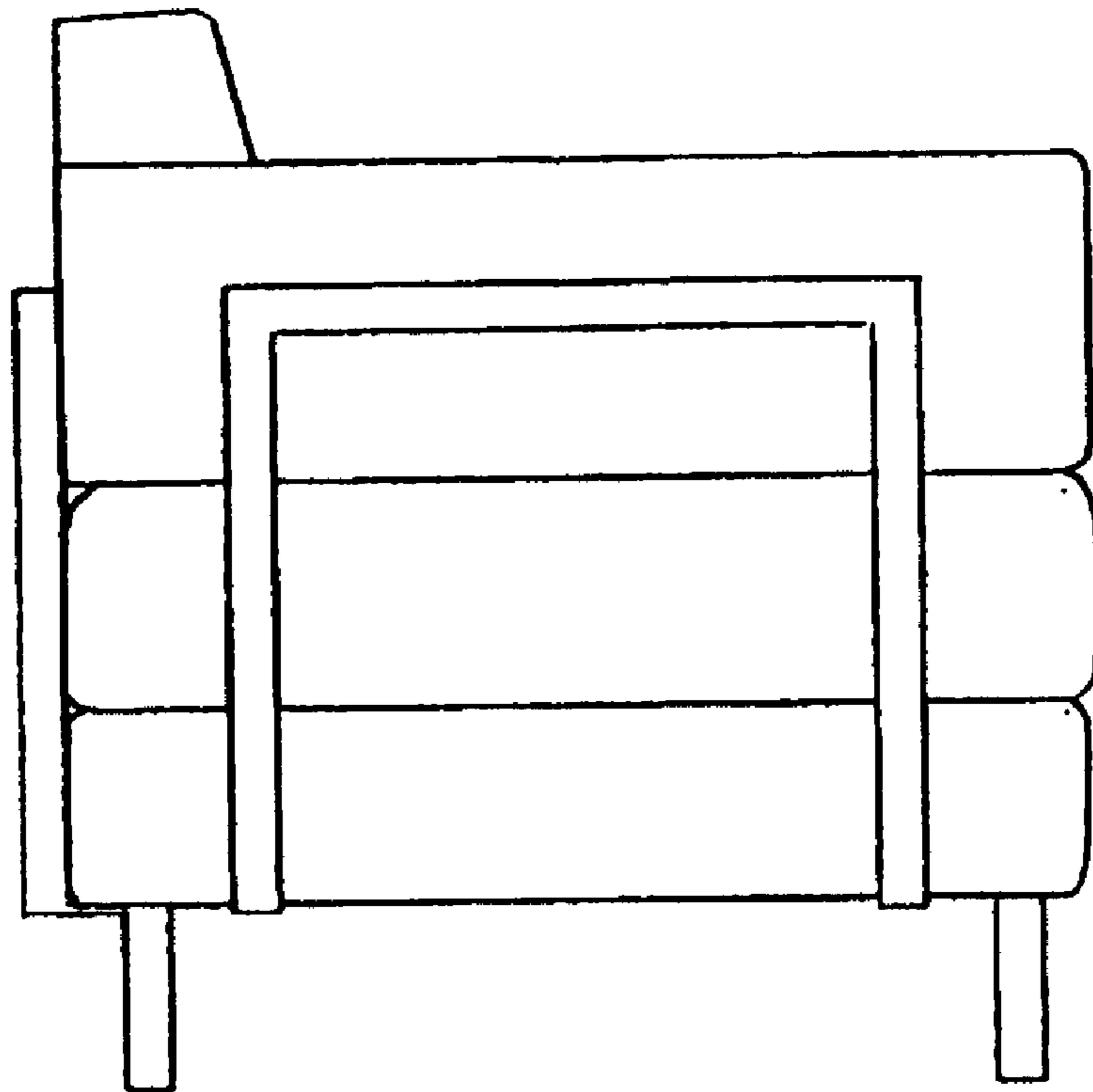


FIG 7

FIG 8


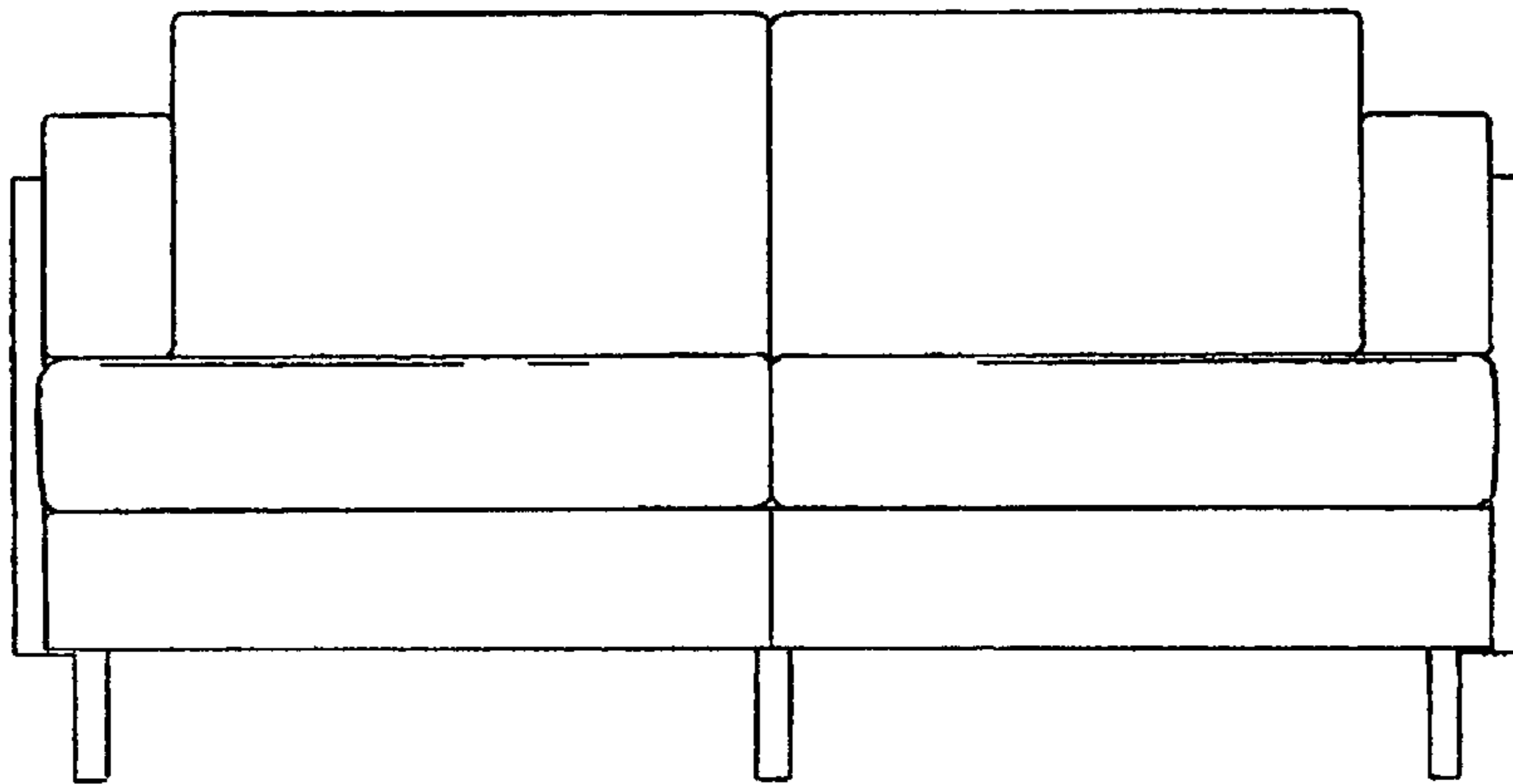


FIG 9

FIG 10

