



US00D536183S

(12) **United States Design Patent**
Schmitt

(10) **Patent No.:** **US D536,183 S**

(45) **Date of Patent:** **** Feb. 6, 2007**

(54) **CHAIR WITH ARMS**

(75) Inventor: **Jack Schmitt**, San Juan Capistrano, CA (US)

(73) Assignee: **Amini Innovation Corp.**, Pico Rivera, CA (US)

(**) Term: **14 Years**

(21) Appl. No.: **29/226,378**

(22) Filed: **Mar. 29, 2005**

(51) **LOC (8) Cl.** **06-01**

(52) **U.S. Cl.** **D6/334**

(58) **Field of Classification Search** D6/334,
D6/335, 349, 358, 353, 356, 360, 377, 364-366,
D6/368-370, 379-381, 500-502; 297/16.1,
297/68, 452.1, 452.2, 461, 118; D11/149;
5/12.1, 653, 655.3

See application file for complete search history.

(56) **References Cited**

U.S. PATENT DOCUMENTS

D66,697 S	2/1925	McCargar	
D84,514 S	6/1931	Brown	
D88,663 S	12/1932	McLaurin	
D210,659 S	* 4/1968	Granger	D6/334
D213,190 S	* 1/1969	Watari	D6/334
D229,596 S	12/1973	Fisher	
D233,286 S	* 10/1974	Fisher	D6/334
D236,304 S	* 8/1975	Fisher	D6/334
D242,308 S	11/1976	Adkinon	
D278,192 S	* 4/1985	Albanese et al.	D6/379
D284,239 S	* 6/1986	Albanese	D6/380
D327,989 S	7/1992	Hilton	
D351,511 S	10/1994	Ferguson	
D364,046 S	11/1995	Keller	
D364,743 S	* 12/1995	Lewis	D6/334
D369,919 S	5/1996	Lenger	
D378,168 S	* 2/1997	Lewis	D6/334

D380,907 S	* 7/1997	Chandler	D6/334
D383,617 S	9/1997	Estape et al.	
D384,826 S	10/1997	Hutton	
D410,803 S	6/1999	Kreiss	
D421,853 S	* 3/2000	Black	D6/369
D430,418 S	* 9/2000	O'Hare	D6/379
D431,119 S	* 9/2000	Hutton	D6/369
D439,755 S	* 4/2001	Tjia	D6/334
D441,558 S	5/2001	Vaaler	
D441,975 S	5/2001	McDaniel et al.	
D441,977 S	* 5/2001	Vaaler	D6/380
D445,583 S	7/2001	O'Hare et al.	
D445,584 S	7/2001	O'Hare et al.	
D446,956 S	8/2001	Black	
D448,943 S	10/2001	McDaniel et al.	

(Continued)

OTHER PUBLICATIONS

Smith & Watson, Chairs D-340 and D-316, The Chair Collection, p. 12.

(Continued)

Primary Examiner—Sandra S. Snapp

(74) *Attorney, Agent, or Firm*—Cislo & Thomas, LLP

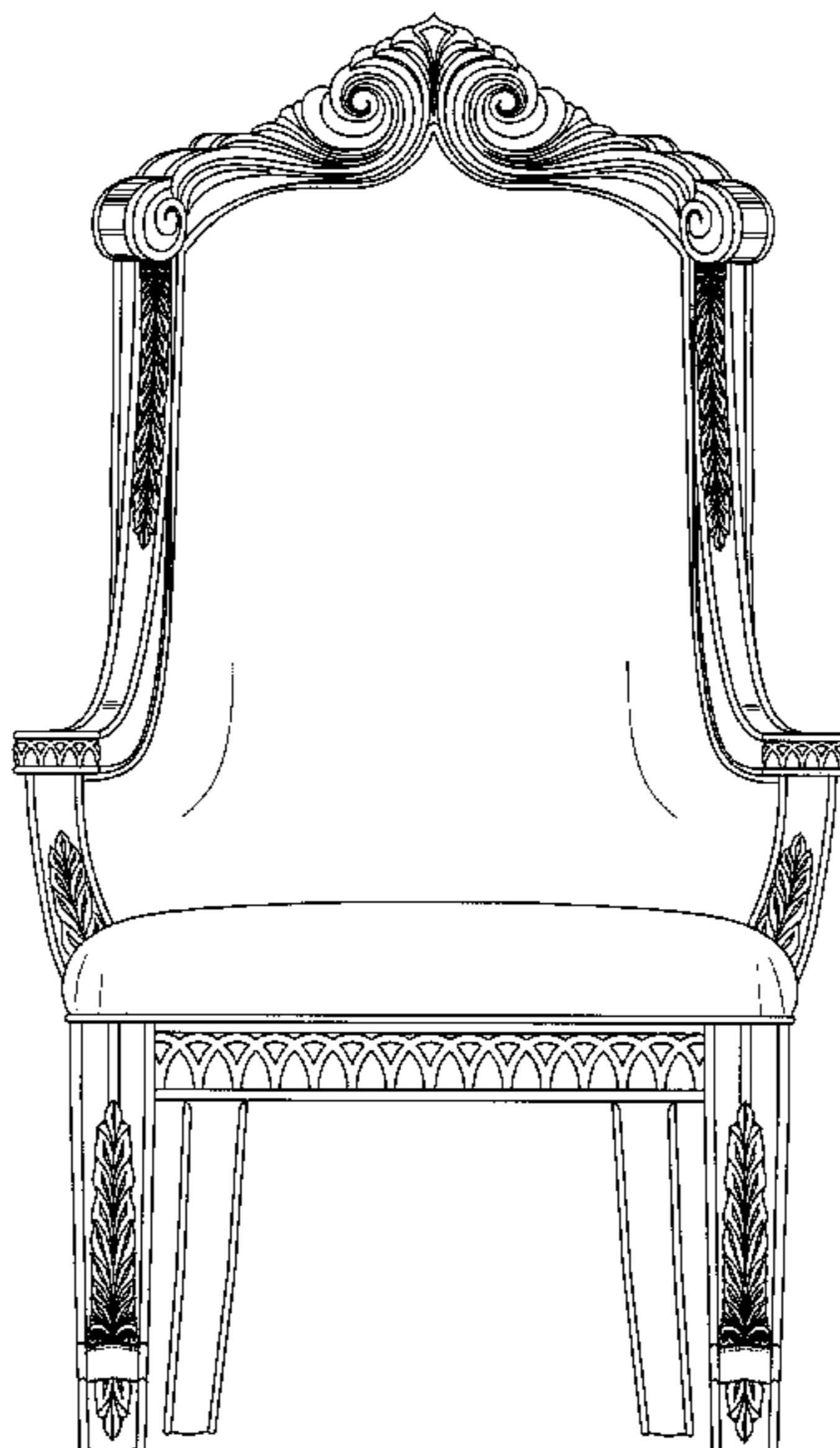
(57) **CLAIM**

I claim the ornamental design for the chair with arms, as shown and described.

DESCRIPTION

FIG. 1 is a front elevational view of a chair with arms embodying my new design;
FIG. 2 is a left-side elevational view thereof;
FIG. 3 is a right-side elevational view thereof;
FIG. 4 is a top plan view thereof;
FIG. 5 is a rear elevational view thereof; and,
FIG. 6 is a lower left rear elevational back and seat detail of the chair with arms illustrating the ornamentation thereon in enlarged detail.

1 Claim, 6 Drawing Sheets



U.S. PATENT DOCUMENTS

D448,944 S 10/2001 McDaniel et al.
 D451,694 S 12/2001 Vaaler
 D452,084 S 12/2001 O'Hare et al.
 D453,426 S * 2/2002 Juhasz D6/379
 D455,276 S * 4/2002 Hutton D6/334
 D459,906 S 7/2002 Stanton
 D463,154 S 9/2002 Vaaler
 D464,822 S 10/2002 Vaaler
 D466,322 S 12/2002 Tobin, Jr.
 D468,923 S 1/2003 O'Hare
 D468,925 S 1/2003 Vaaler
 D469,266 S 1/2003 Stanton
 D469,267 S 1/2003 Stanton
 D472,724 S 4/2003 Schmitt
 D473,392 S 4/2003 Vaaler
 D479,658 S 9/2003 Warren et al.
 D480,576 S 10/2003 Schmitt
 D481,881 S 11/2003 McDaniel et al.
 D485,996 S * 2/2004 Stanton D6/334
 D486,005 S 2/2004 Risdon
 D487,991 S 4/2004 O'Hare
 D488,310 S * 4/2004 Berry et al. D6/334
 D489,913 S 5/2004 Wanek et al.
 D492,853 S 7/2004 Schmitt

OTHER PUBLICATIONS

Ethan Allen Circular, Legacy Collection, p. 5, 1996.
 Thomasville, Palais Jardin, p. 12. 2002.
 Furniture Today, p. 158, Oct. 19, 1998.
 Furniture Today Aico, p. 15, Oct. 16, 2000.
 Amini Innovation, Corp. Monte Carlo Collection, #53000 Series, 2001, 1 page.
 Amini Innovation, Corp. La Francaise Collection, #50000 Series, Sep. 11, 2002, 2 pages.
 Amini Innovation, Corp. Villagio Chair, Oct. 16, 2002, 1 page.
 Amini Innovation, Corp. Excelsior Chair, Sep. 14, 2004, 1 page.
 Amini Innovation, Corp. Tuscano Chair, Sep. 14, 2004, 1 page.
 Furniture Today, Pulski chair, p. 33 Apr. 15, 2002.
 Amini Innovation, Corp. Torino Collection, #56000 Series, Apr. 18, 2002, 1 page.
 Victorian Furniture Corporation Gentleman's Chair No. 16, Mar. 23, 1973, 1 page.
 * cited by examiner




Fig. 1




Fig. 2

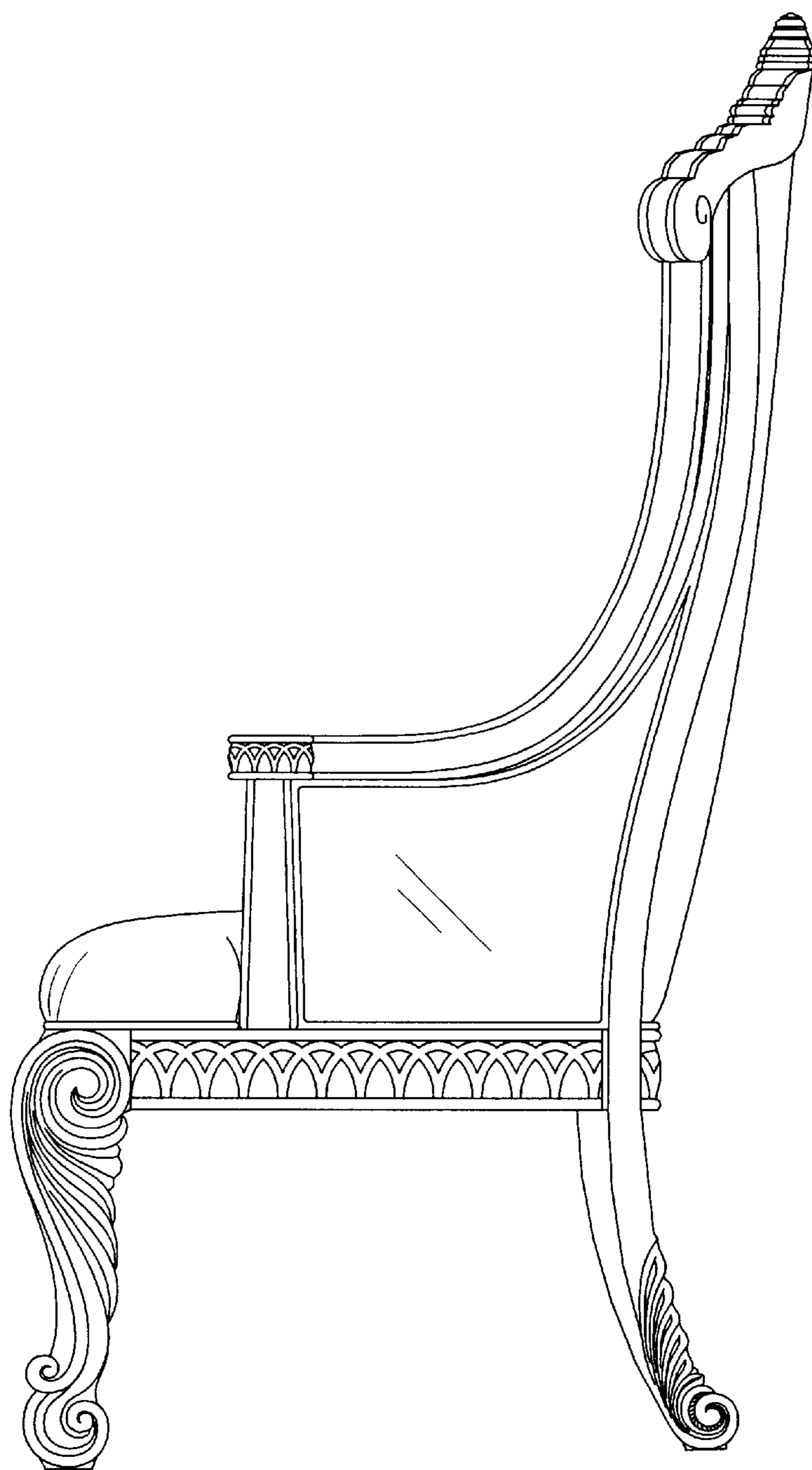


Fig. 3

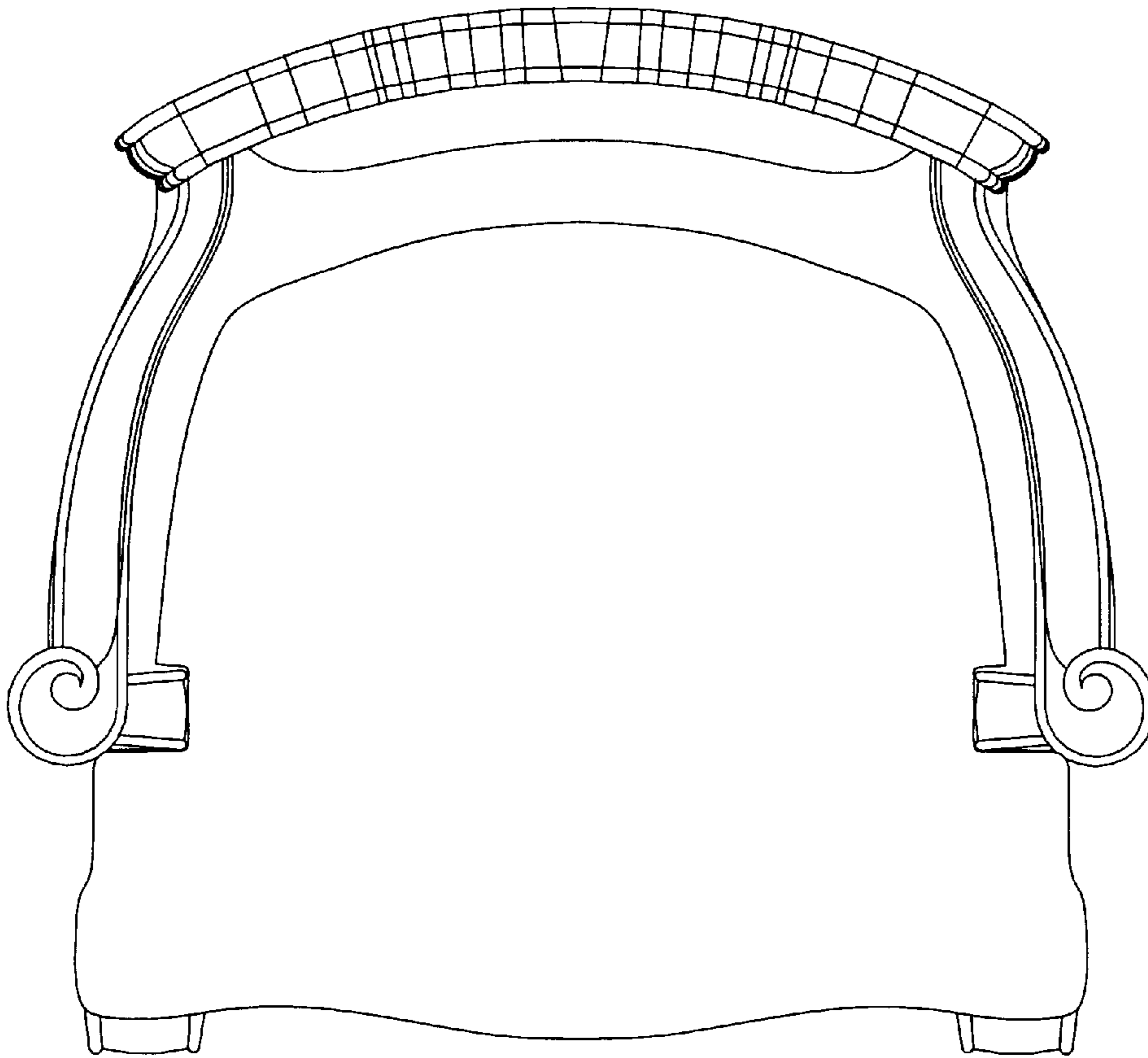


Fig. 4




Fig. 5




Fig. 6