

US00D536162S

(12) **United States Design Patent**
McClaskie

(10) **Patent No.:** **US D536,162 S**

(45) **Date of Patent:** **** Feb. 6, 2007**

- (54) **OUTSOLE FOR A SHOE**
- (75) Inventor: **Thomas E. McClaskie**, Bethlehem, PA (US)
- (73) Assignee: **Columbia Insurance Company**, Omaha, NE (US)
- (**) Term: **14 Years**
- (21) Appl. No.: **29/215,140**
- (22) Filed: **Oct. 14, 2004**

4,995,174 A	2/1991	Hong et al.	36/72
5,048,203 A	9/1991	Kling	36/32
D330,802 S	* 11/1992	Edmund et al.	D2/952
5,185,944 A	2/1993	Okajima	36/45
D347,599 S	* 6/1994	Johnson et al.	D11/130.1
D364,010 S	* 11/1995	Wawzonek	D30/125
5,499,459 A	3/1996	Tomaro	36/10
5,526,584 A	6/1996	Bleimhofer et al.	36/10
5,738,937 A	4/1998	Baychar	428/316.6
D480,203 S	* 10/2003	Matis et al.	D2/952
D495,121 S	* 8/2004	McClaskie	D2/952
D495,856 S	* 9/2004	McClaskie	D2/952
D513,839 S	* 1/2006	McClaskie	D2/952

- (51) **LOC (8) Cl.** **02-04**
- (52) **U.S. Cl.** **D2/952; D2/947; D2/951**
- (58) **Field of Classification Search** D2/902, D2/946-949, 951-960; 36/3 B, 22 R, 24.5, 36/25 R, 28, 32 R, 34 R, 67 A, 59 C
See application file for complete search history.

* cited by examiner

Primary Examiner—Celia A. Murphy
(74) *Attorney, Agent, or Firm*—St. Onge Steward Johnston & Reens LLC

(56) **References Cited**

U.S. PATENT DOCUMENTS

1,287,771 A	* 12/1918	Schmitt	446/110
1,974,543 A	9/1934	Reymond	
2,046,217 A	6/1936	Strauss	
2,079,237 A	5/1937	Allard	
2,160,768 A	5/1939	Wasser	
2,344,069 A	3/1944	Wasser	
3,091,871 A	6/1963	Tronche	
3,175,310 A	3/1965	MacQuaid	
3,175,311 A	3/1965	MacQuaid	
3,191,321 A	6/1965	Brutting	
3,213,551 A	10/1965	Krauss	
3,407,518 A	10/1968	MacQuaid et al.	
3,525,165 A	8/1970	Randall, Jr.	
3,561,142 A	2/1971	Streit, Sr. et al.	
4,231,170 A	11/1980	Griswold	36/72
4,366,629 A	1/1983	Scherz	36/4
4,562,652 A	1/1986	Hensler	36/102
4,908,963 A	3/1990	Krajcir et al.	36/77

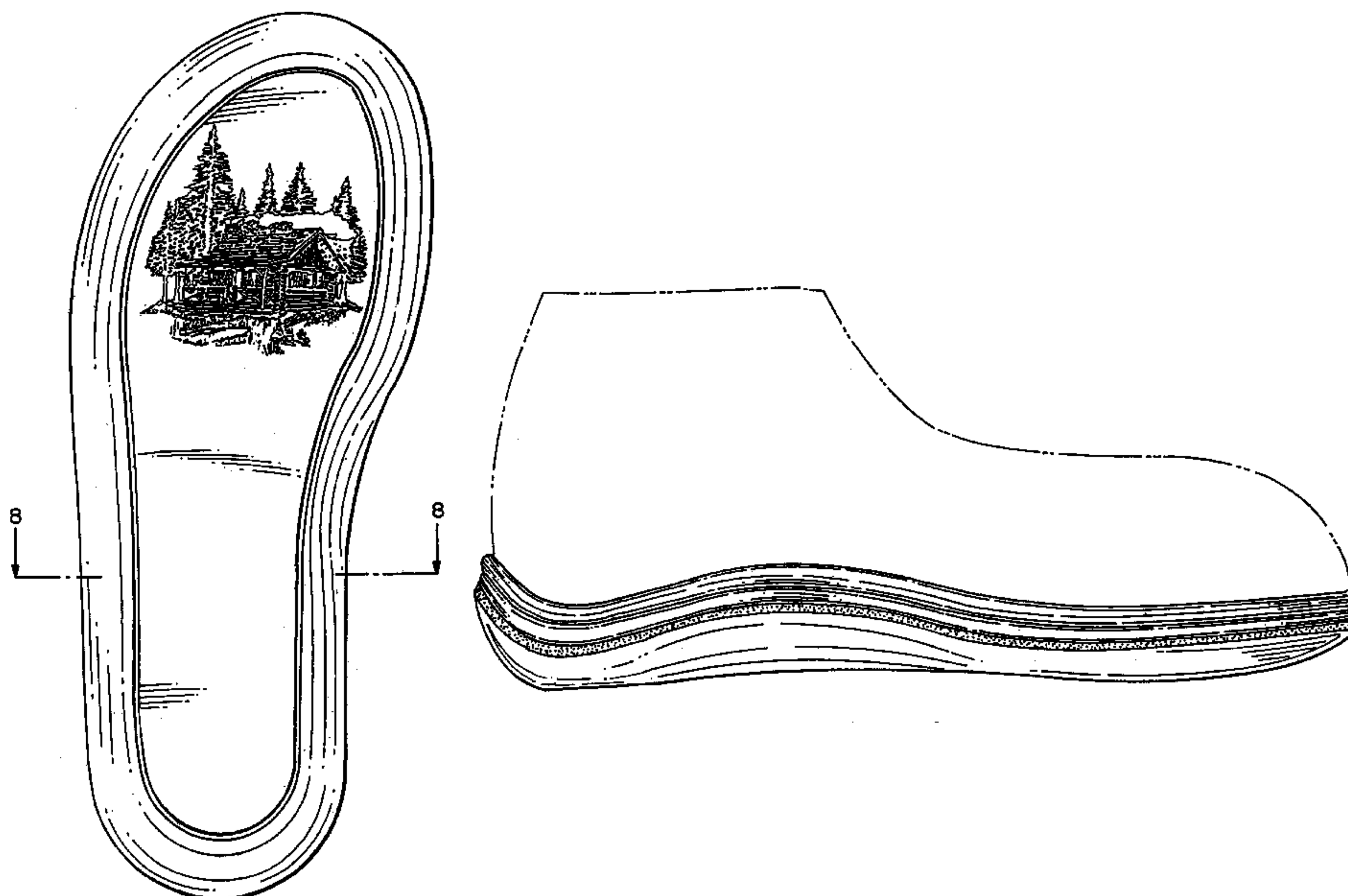
(57) **CLAIM**

I claim the ornamental design for an outsole for a shoe, as shown and described.

DESCRIPTION

FIG. 1 is a bottom plan view of an outsole for a shoe showing my new design;
FIG. 2 is a left side view thereof;
FIG. 3 is a right side view thereof;
FIG. 4 is a front view thereof;
FIG. 5 is a rear view thereof;
FIG. 6 is an enlarged view of the feature shown on the heel in FIG. 1
FIG. 7 is a detail view of the area labeled as 7 in FIG. 6; and,
FIG. 8 is a cross sectional view taken line 8—8 of FIG. 1.
The broken lines showing a shoe upper in FIGS. 2-5 along with the broken lines in the cross-section shown in FIG. 8 represent portions of the design that form no part of the claim.

1 Claim, 6 Drawing Sheets



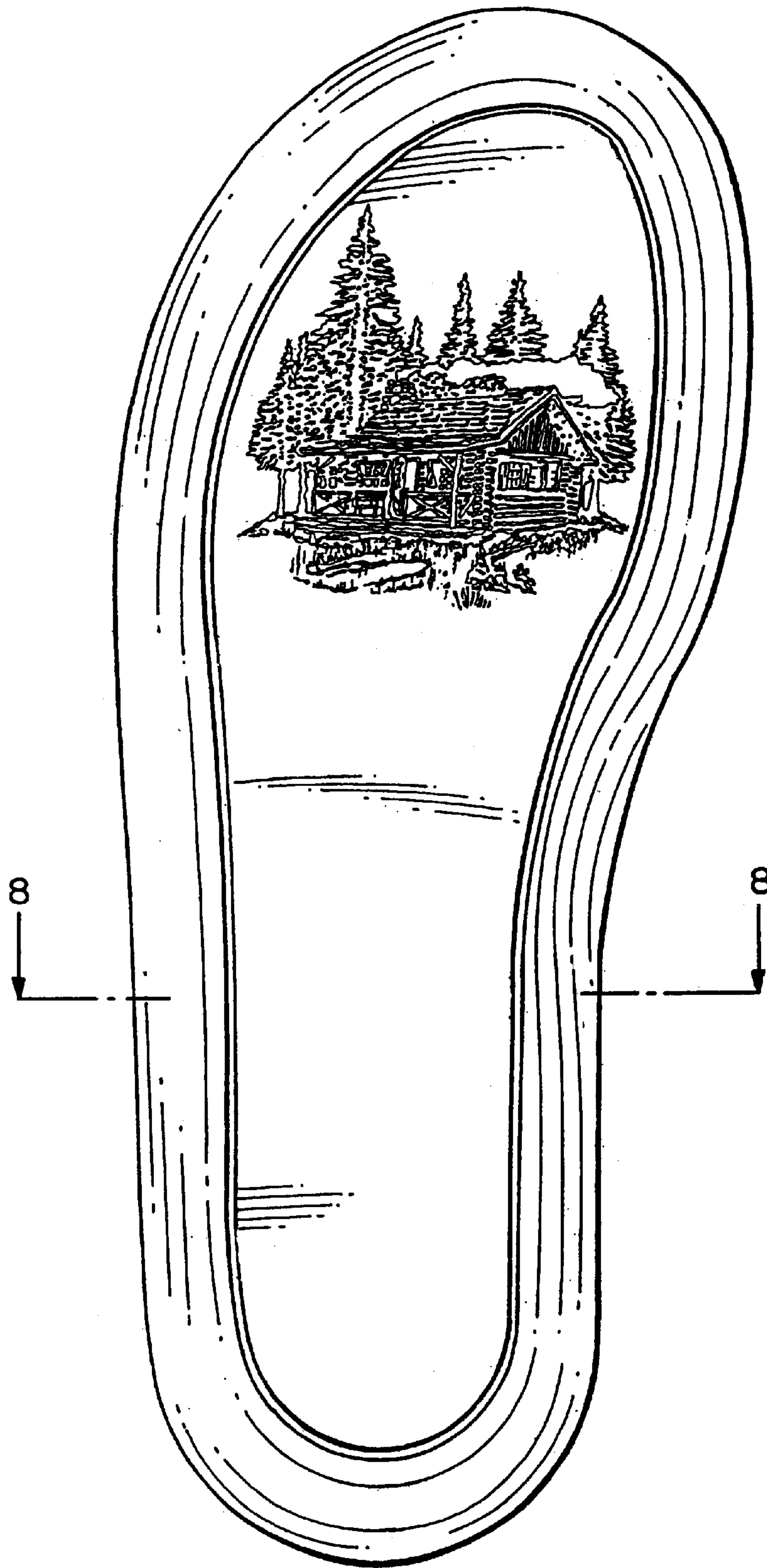


FIG. 1

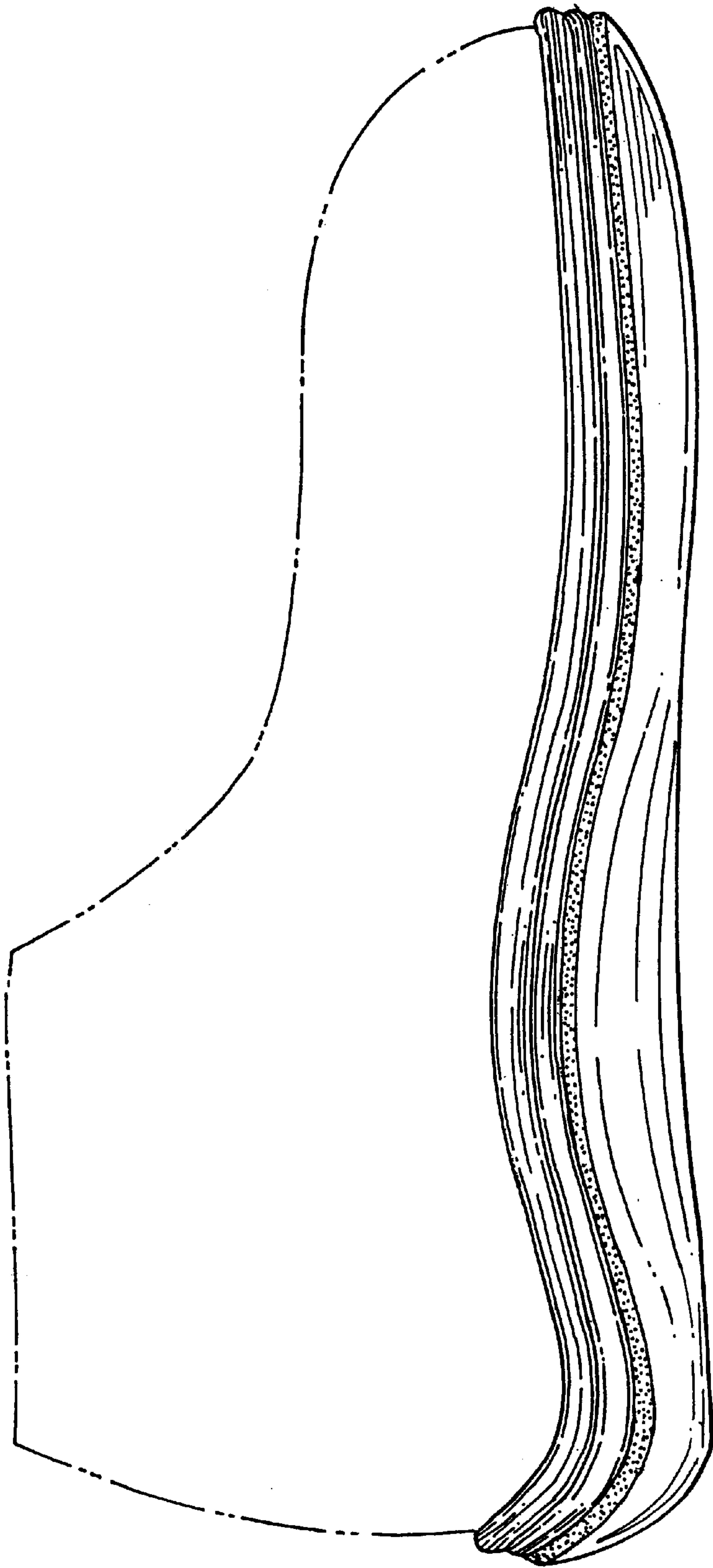


FIG. 2

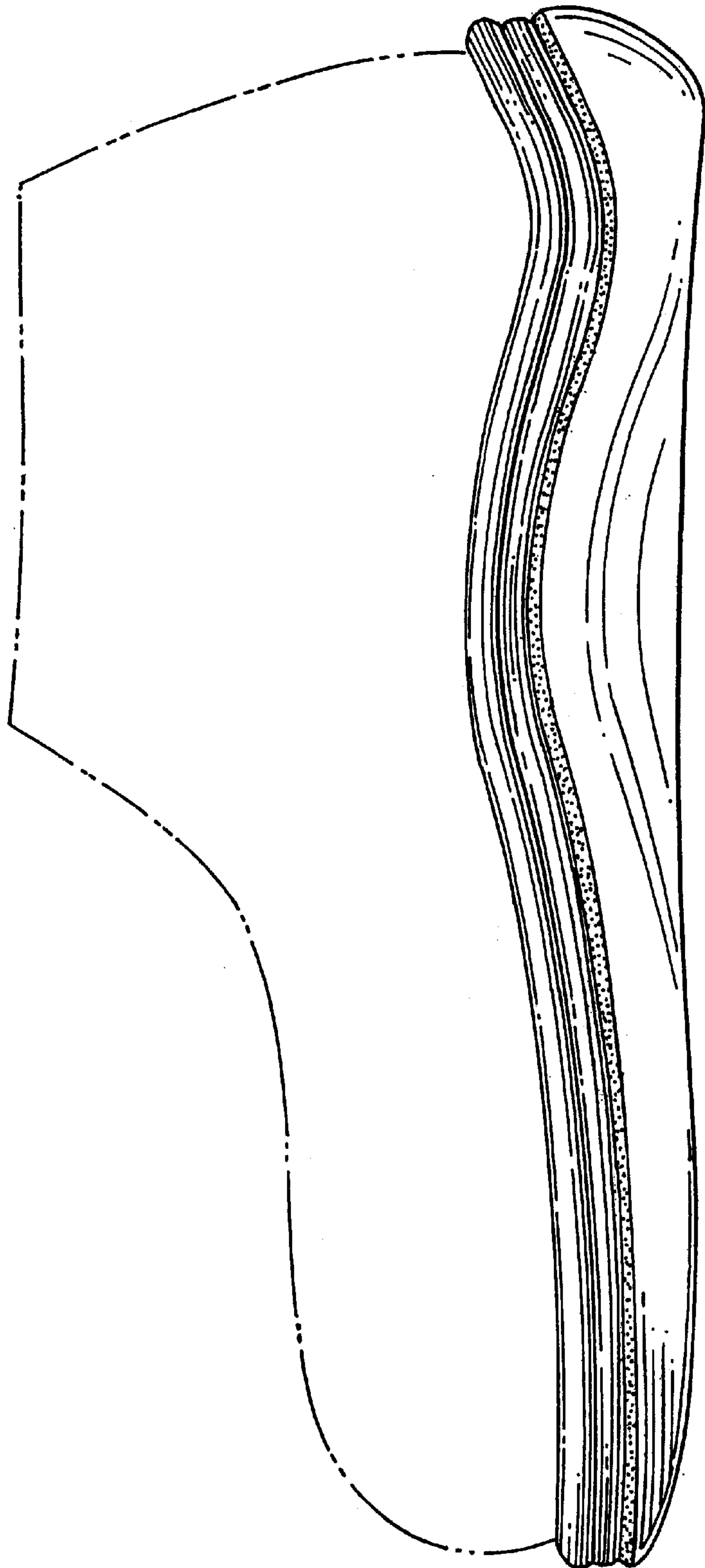


FIG. 3

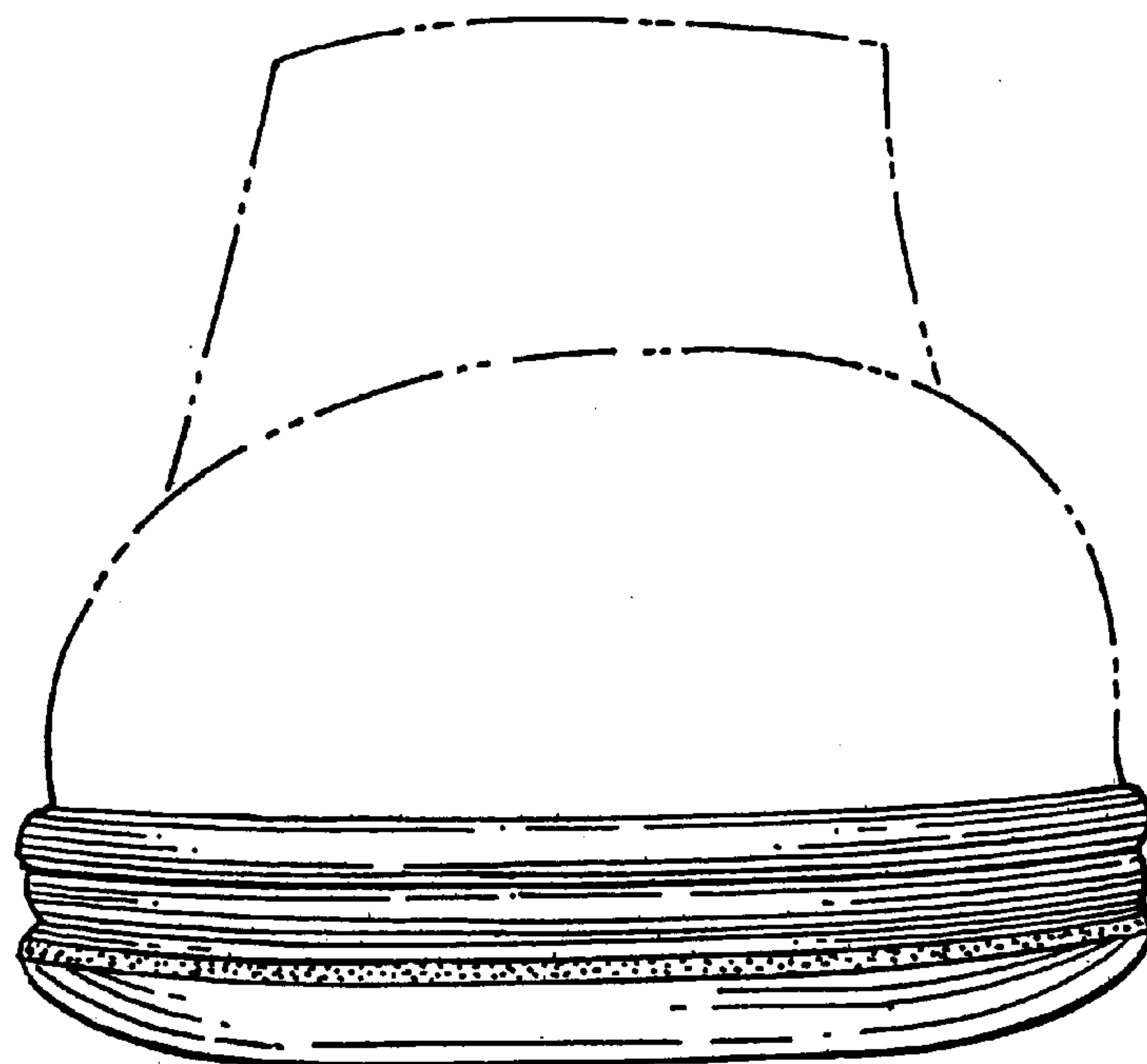


FIG. 4

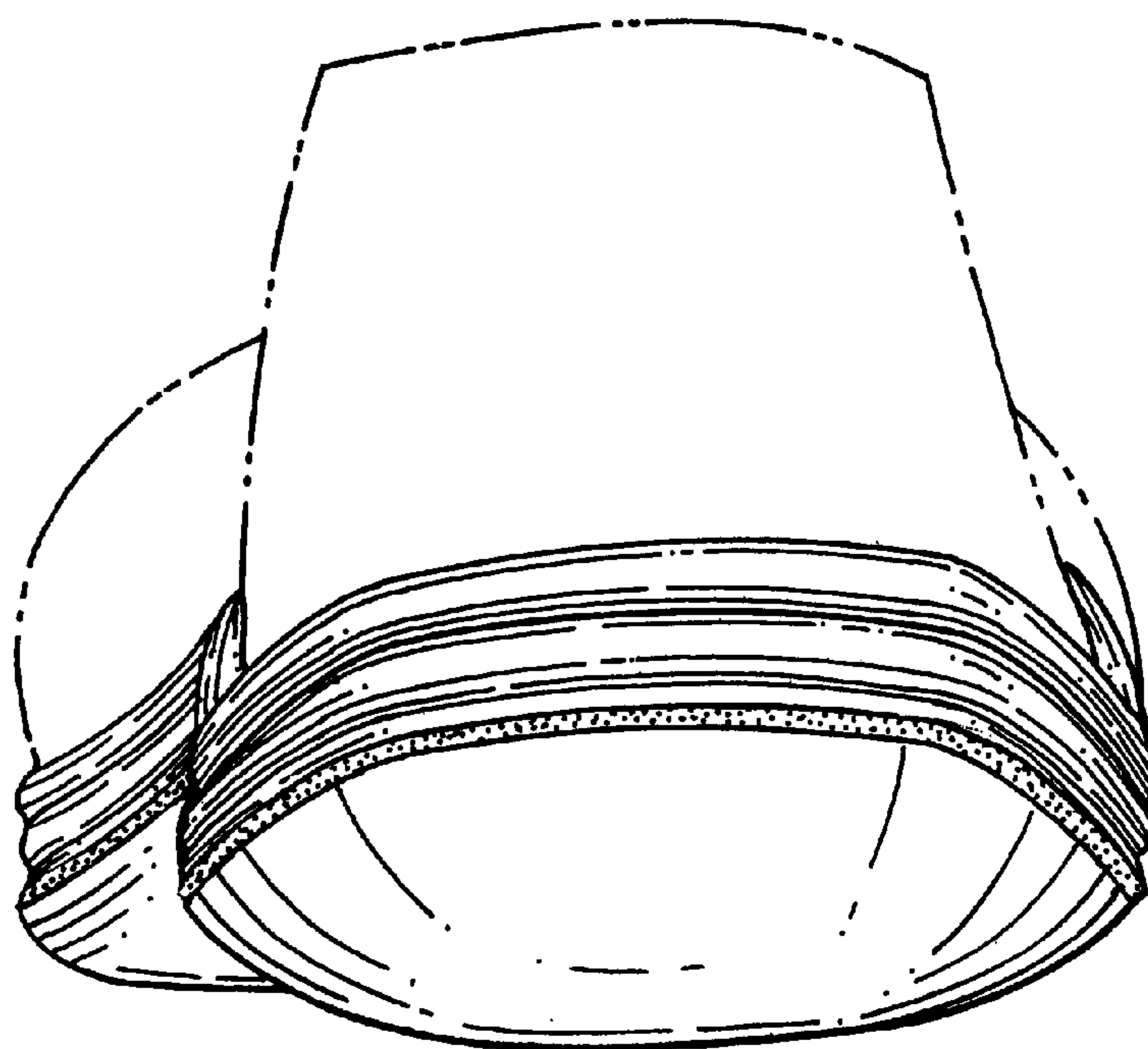


FIG. 5

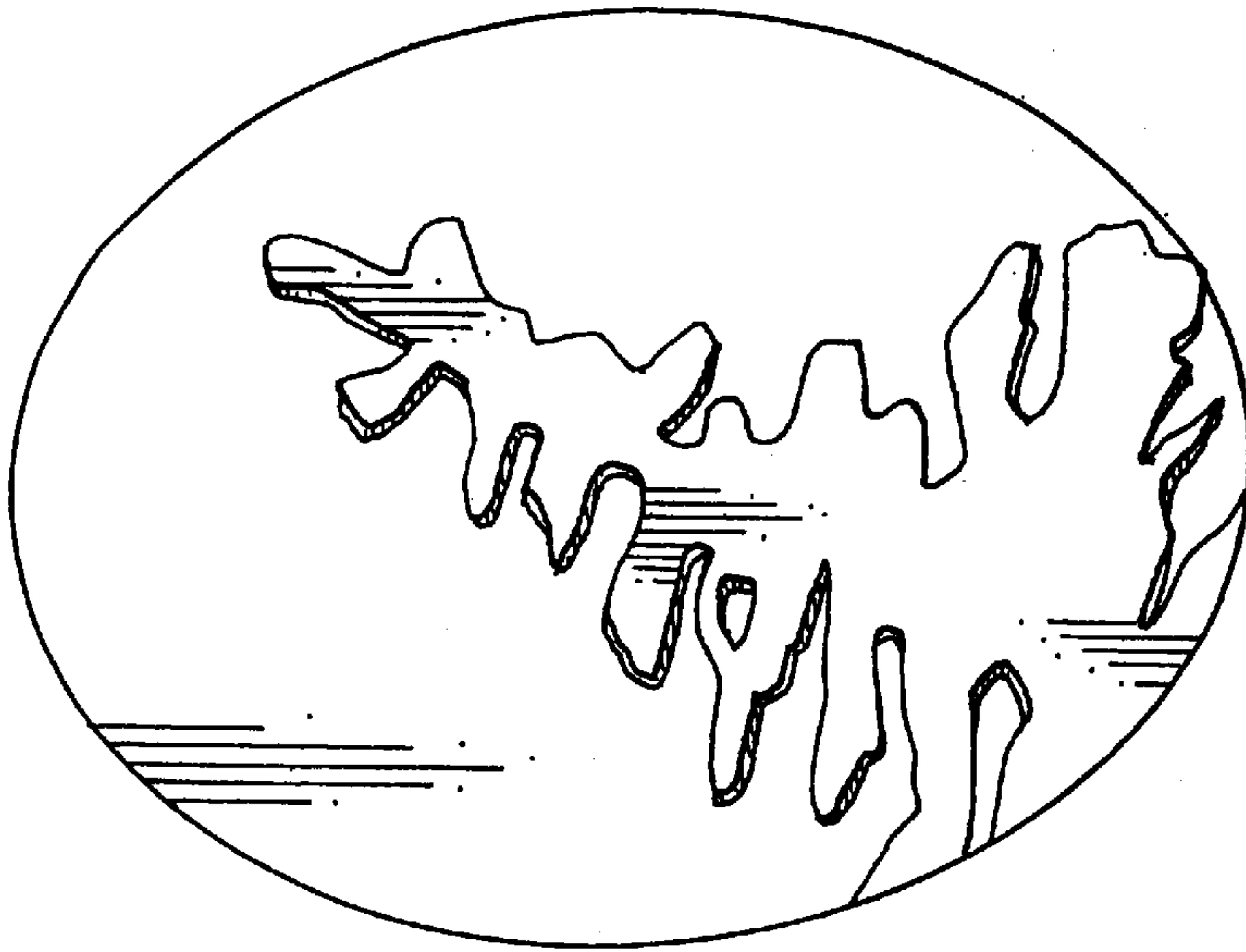


FIG. 7



FIG. 6

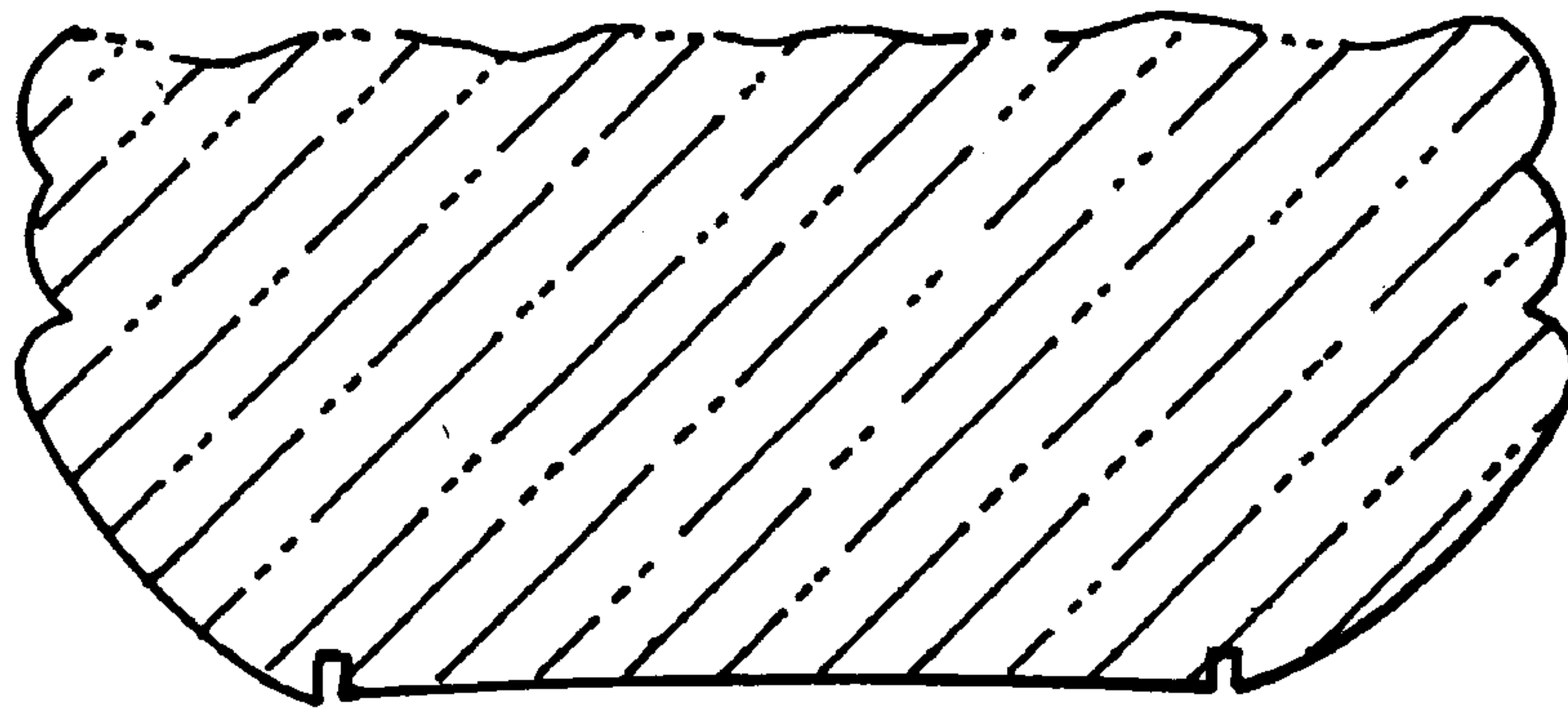


FIG. 8