



US00D536160S

(12) **United States Design Patent**
Brown

(10) **Patent No.:** **US D536,160 S**

(45) **Date of Patent:** **** Feb. 6, 2007**

(54) **COSTUME WING**

(76) **Inventor:** **Adam C. Brown**, 3903 Walker Ave.,
Greensboro, NC (US) 27403

(**) **Term:** **14 Years**

(21) **Appl. No.:** **29/245,707**

(22) **Filed:** **Dec. 28, 2005**

(51) **LOC (8) Cl.** **02-02**

(52) **U.S. Cl.** **D2/853**

(58) **Field of Classification Search** D2/853,
D2/741; D21/385, 441, 626, 650, 658; 446/62
See application file for complete search history.

(56) **References Cited**

U.S. PATENT DOCUMENTS

D56,667	S	*	11/1920	Haines	D21/626
2,267,094	A	*	12/1941	Halsey	446/219
D255,476	S	*	6/1980	Cox	D21/626
5,015,209	A	*	5/1991	Ortiz	446/73
5,172,863	A	*	12/1992	Melone et al.	239/211
D356,369	S	*	3/1995	El-Assir	D23/367

D384,303	S	*	9/1997	Vige	D11/128
D396,055	S	*	7/1998	Ritchey	D19/29
D396,075	S	*	7/1998	Moore et al.	D21/626
D491,236	S	*	6/2004	Brown	D21/626

* cited by examiner

Primary Examiner—Ian Simmons

Assistant Examiner—R. Johnson

(57) **CLAIM**

The ornamental design for a costume wing, as shown and described.

DESCRIPTION

FIG. 1 is a top plan view of a costume wing showing my new design;
FIG. 2 is a bottom plan view thereof;
FIG. 3 is a left side elevational view thereof;
FIG. 4 is a right side elevational view thereof;
FIG. 5 is an end elevational view thereof;
FIG. 6 is an end elevational view thereof, showing the opposite end of FIG. 5; and,
FIG. 7 is a perspective view thereof.

1 Claim, 7 Drawing Sheets

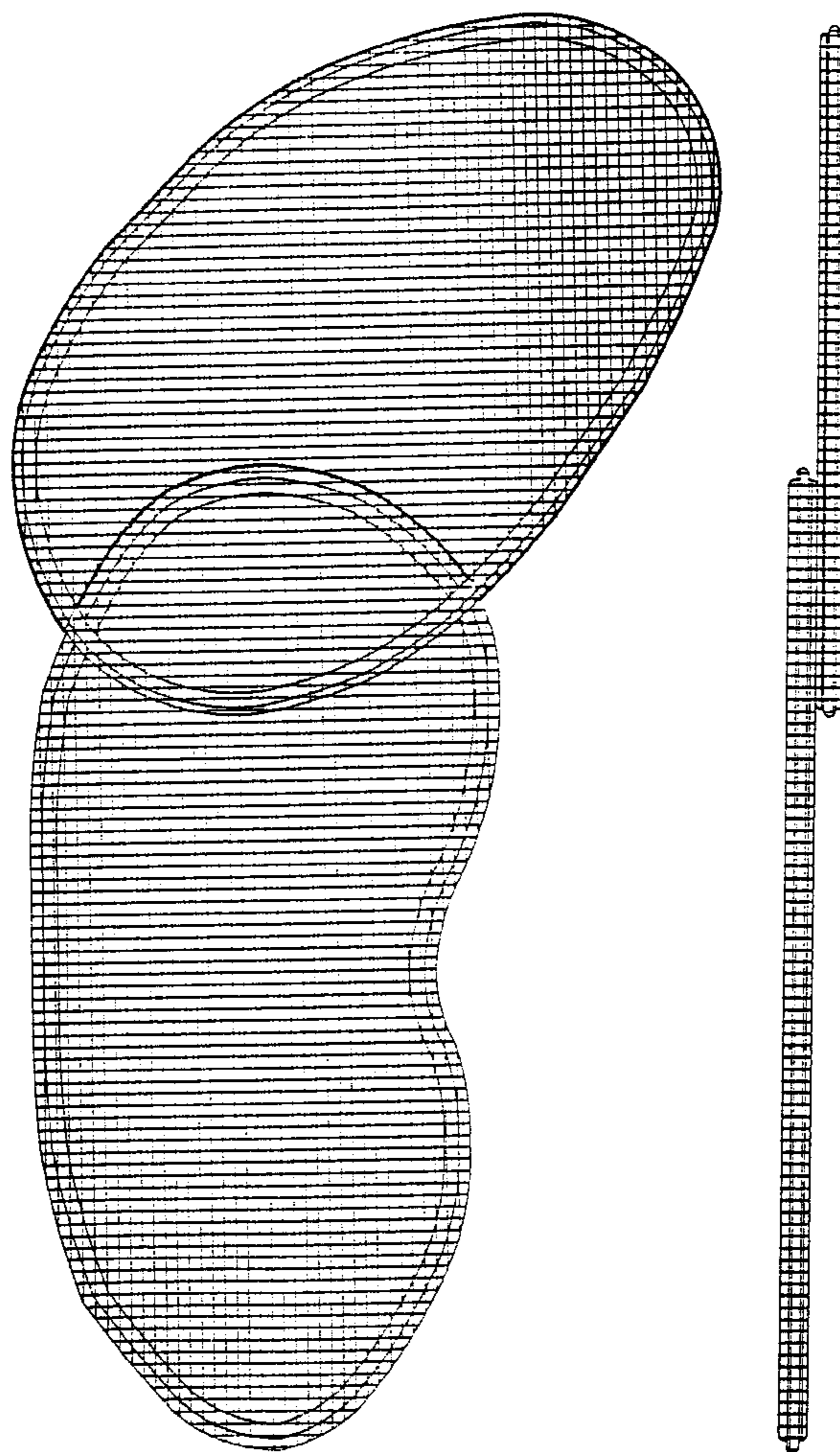
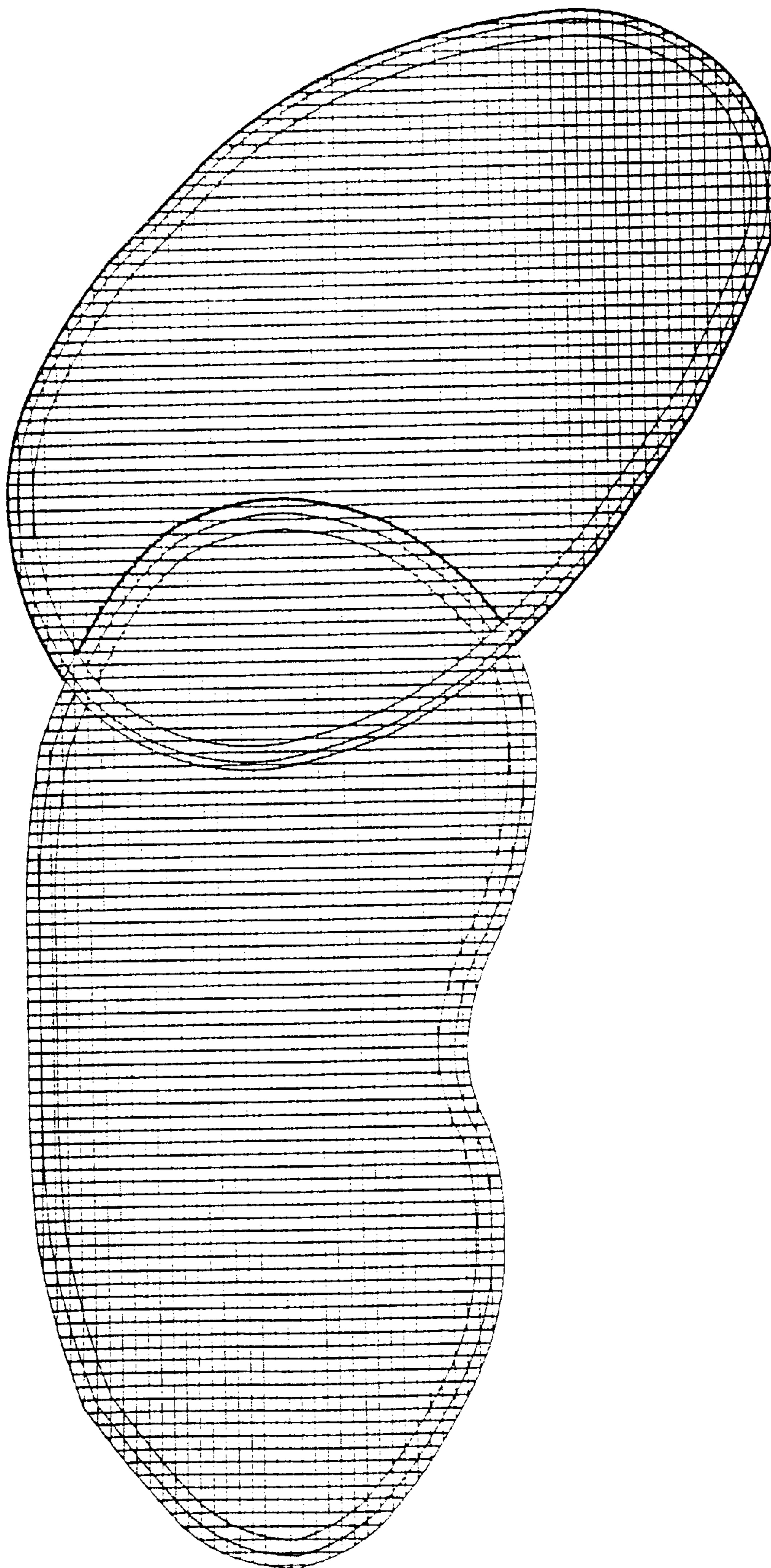


FIG. 1



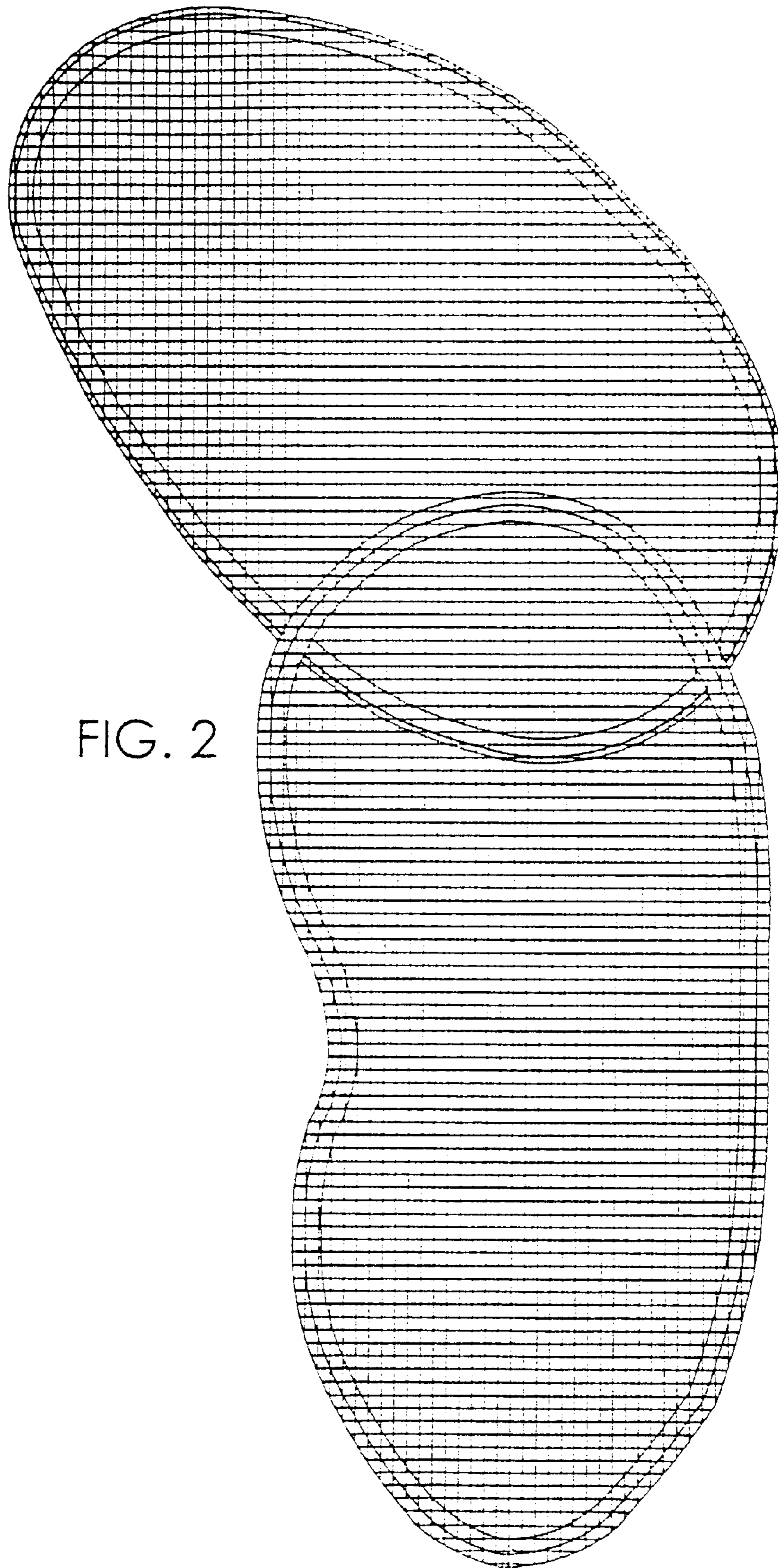


FIG. 2

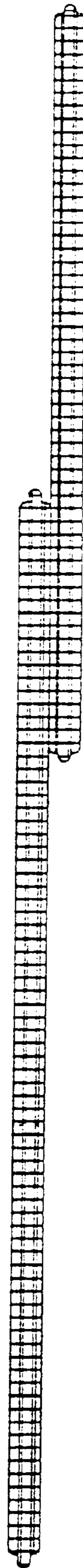


FIG. 3

FIG. 4

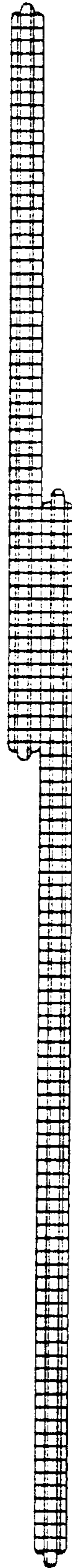


FIG. 5




FIG. 6




FIG. 7

