



US00D536148S

(12) **United States Design Patent**  
**Schiefer et al.**

(10) **Patent No.:** **US D536,148 S**

(45) **Date of Patent:** **\*\* Jan. 30, 2007**

(54) **TRASH RECEPTACLE**

(75) Inventors: **Sonia Schiefer**, Munich (DE); **Ana Maria Reza-Hadden**, San Rafael, CA (US)

(73) Assignee: **Landscape Forms, Inc.**, Kalamazoo, MI (US)

(\*\*) Term: **14 Years**

(21) Appl. No.: **29/216,523**

(22) Filed: **Nov. 4, 2004**

(51) **LOC (8) Cl.** ..... **09-09**

(52) **U.S. Cl.** ..... **D34/1**

(58) **Field of Classification Search** ..... D34/1,  
D34/5, 6, 7, 8, 9, 10, 11; D19/77, 85; D11/143;  
D7/509, 523; 220/908, 908.1, 909-913  
See application file for complete search history.

(56) **References Cited**

**U.S. PATENT DOCUMENTS**

D53,691 S	*	8/1919	Schaffer	.....	D34/1
D57,156 S	*	2/1921	Schaffer	.....	D34/1
D333,196 S	*	2/1993	Dziersk et al.	.....	D34/1
D340,385 S	*	10/1993	Durand	.....	D7/509
D405,576 S	*	2/1999	Rausch	.....	D34/1
D414,587 S	*	9/1999	Douglas	.....	D34/1
D421,168 S	*	2/2000	France	.....	D34/1
D450,900 S	*	11/2001	Truszkowski	.....	D34/1
D491,019 S	*	6/2004	Marsden et al.	.....	D7/523
D493,590 S	*	7/2004	Chen	.....	D34/1
D499,450 S	*	12/2004	Goodman et al.	.....	D19/85
D521,202 S	*	5/2006	Lin	.....	D34/1
D521,203 S	*	5/2006	Sofy et al.	.....	D34/1

**OTHER PUBLICATIONS**

“Wellington” TR-WES Square, Dura Art Stone, Fontana, Ca, Sweets Buyline 5544, 2 pp.

“Ironsites”, Victor Stanley, Inc., Dunkirk, Maryland, p. 12.

\* cited by examiner

*Primary Examiner*—Cynthia E. Ramirez

(74) *Attorney, Agent, or Firm*—Jeff Rothenberg, Esq.; Heslin Rothenberg Farley & Mesiti, P.C.

(57) **CLAIM**

The ornamental design for a trash receptacle, as shown and described.

**DESCRIPTION**

FIG. 1 is an isometric view of the trash receptacle of the present invention;

FIG. 2 is a top plan view thereof;

FIG. 3 is a front elevational thereof, the rear and side elevation views being identical thereto;

FIG. 4 is a bottom plan view thereof;

FIG. 5 is a second isometric view of the trash receptacle of the present invention;

FIG. 6 is a second top plan view thereof;


FIG. 7 is a second front elevational view thereof, the rear elevation view being identical thereto;


FIG. 8 is a second right side elevation view thereof, the left side elevation view being identical thereto; and,

FIG. 9 is a second bottom plan view thereof.

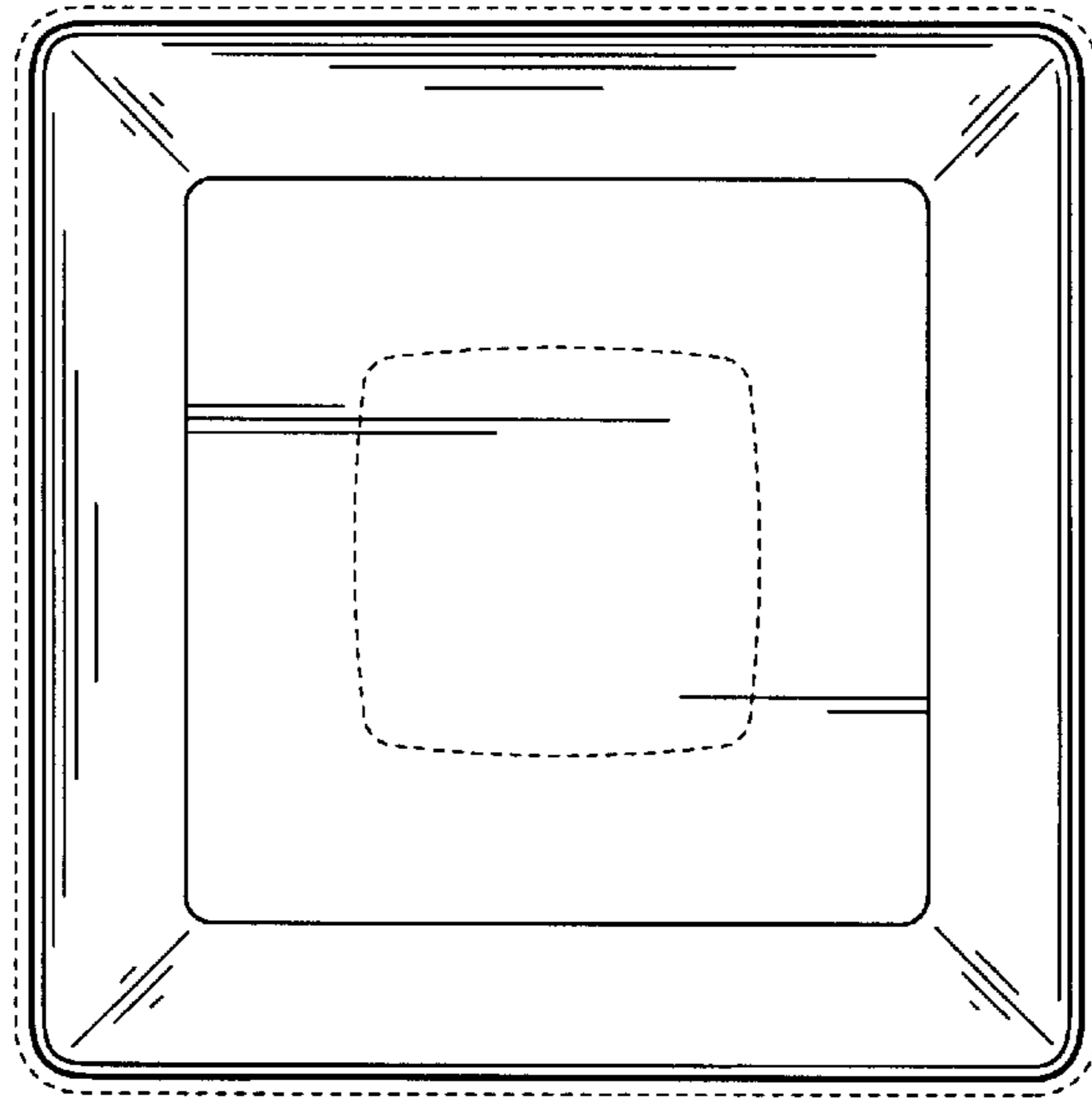
The broken line depiction is for illustrative purposes only and forms no part of the claimed invention.

**1 Claim, 6 Drawing Sheets**

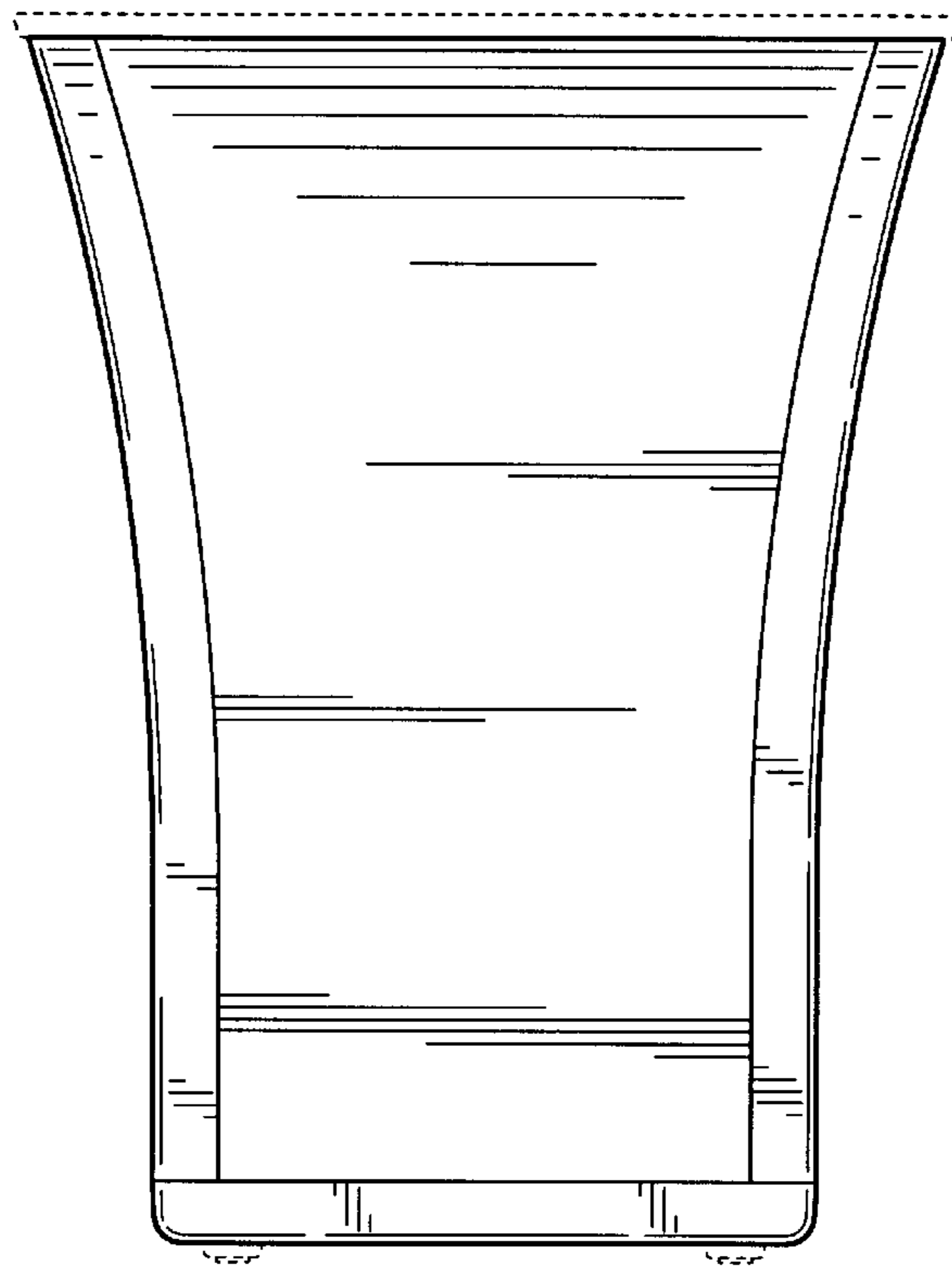




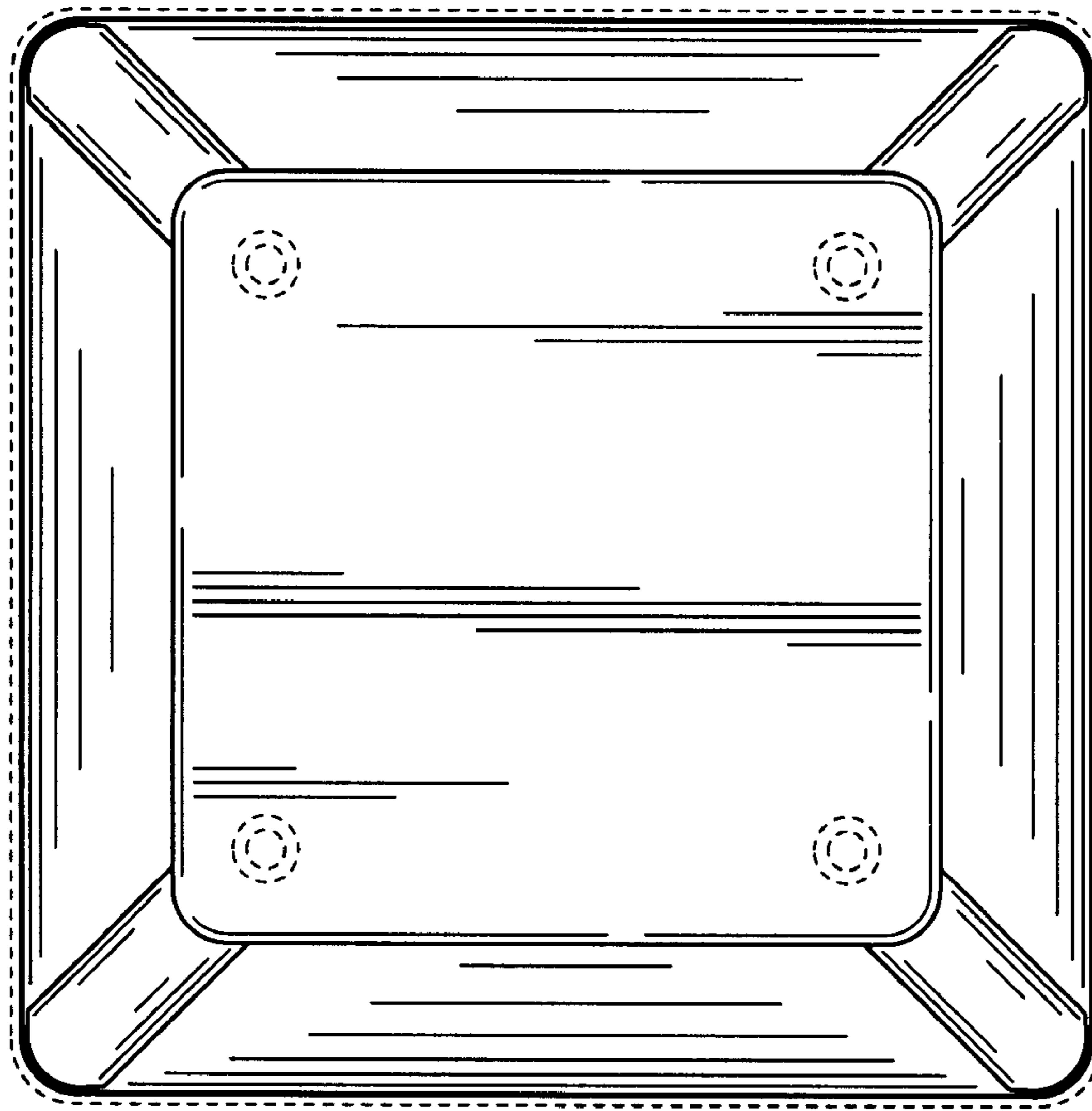
***FIG. 1***




**FIG. 2**



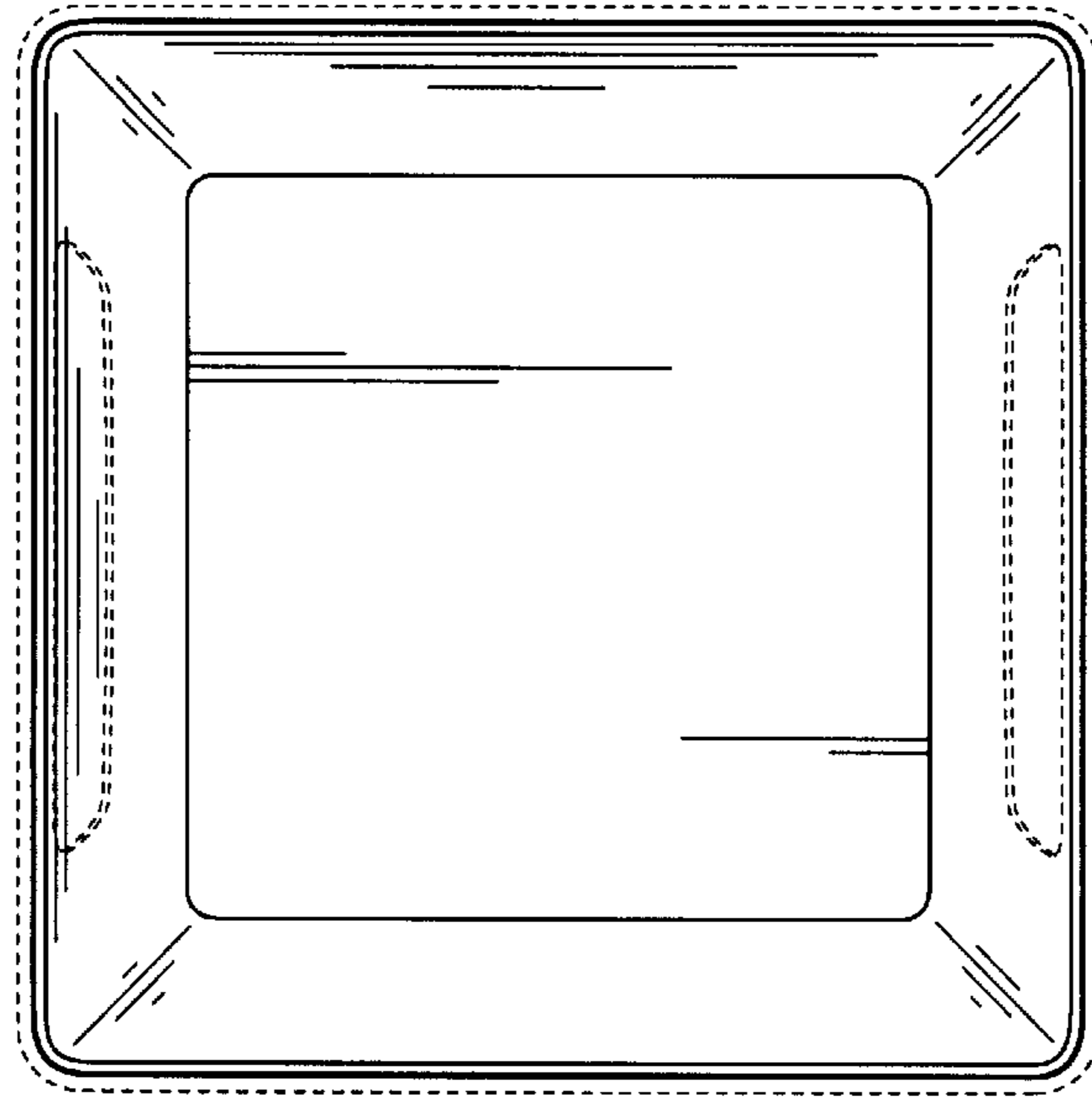
**FIG. 3**



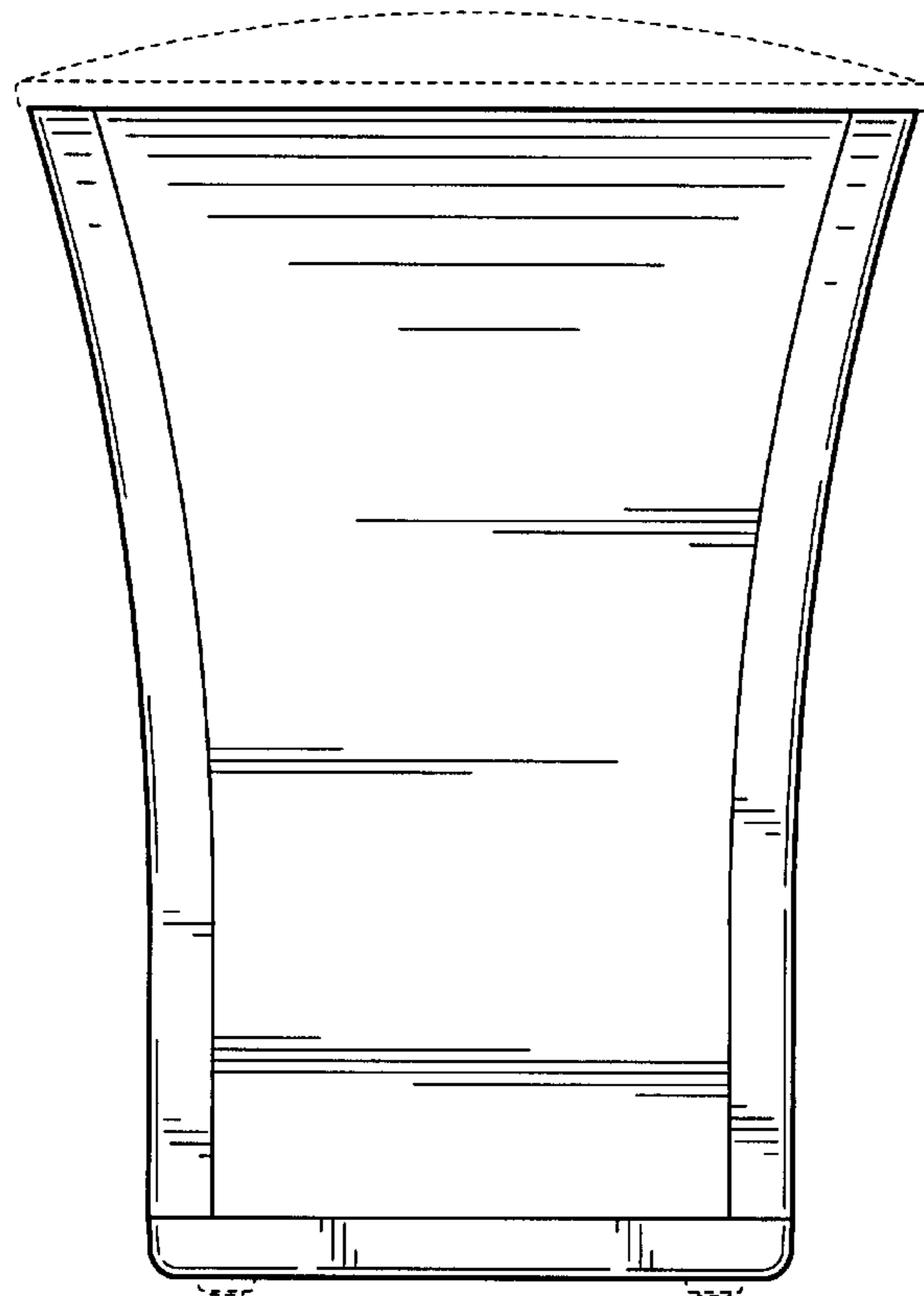
***FIG. 4***



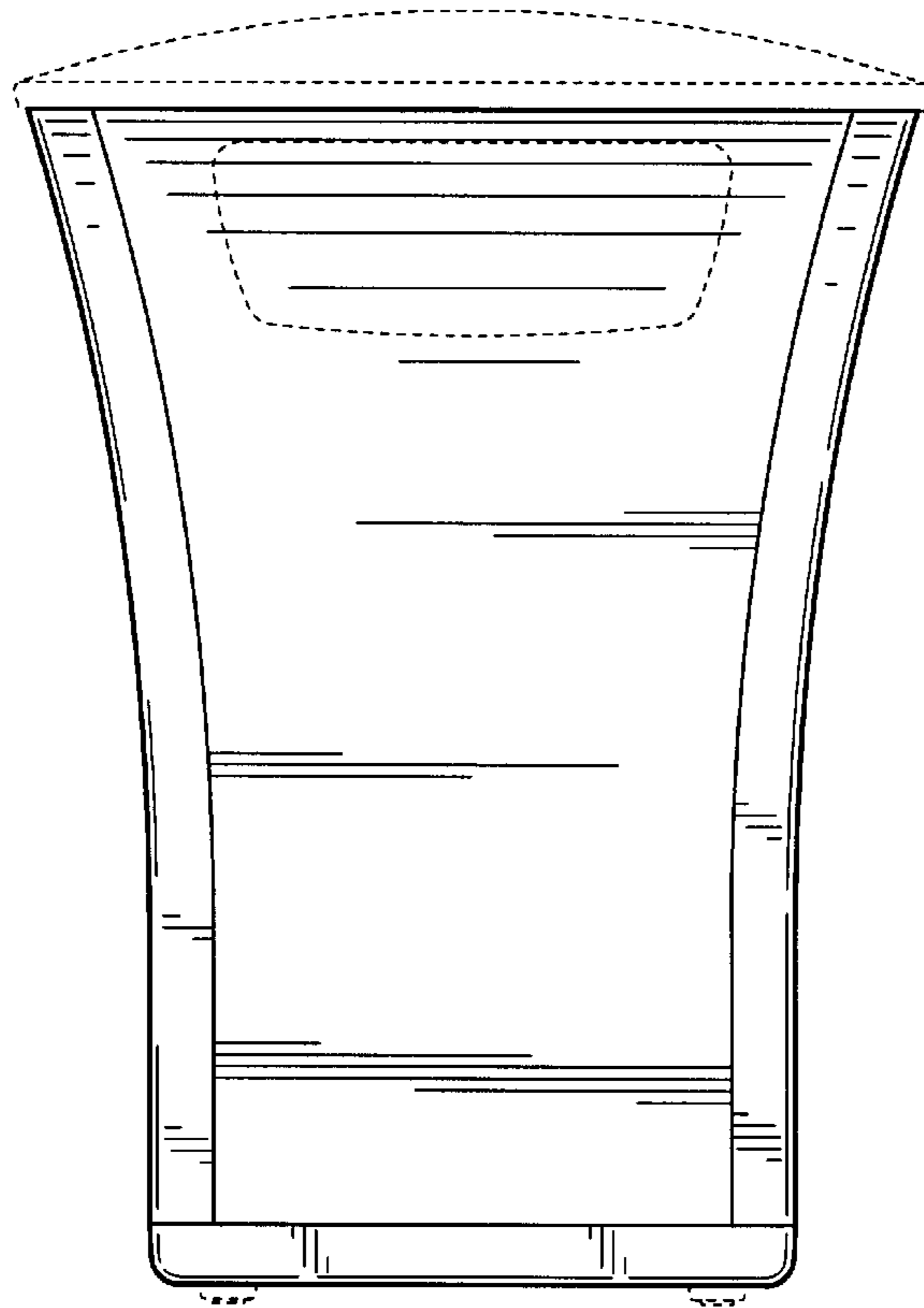
**FIG. 5**



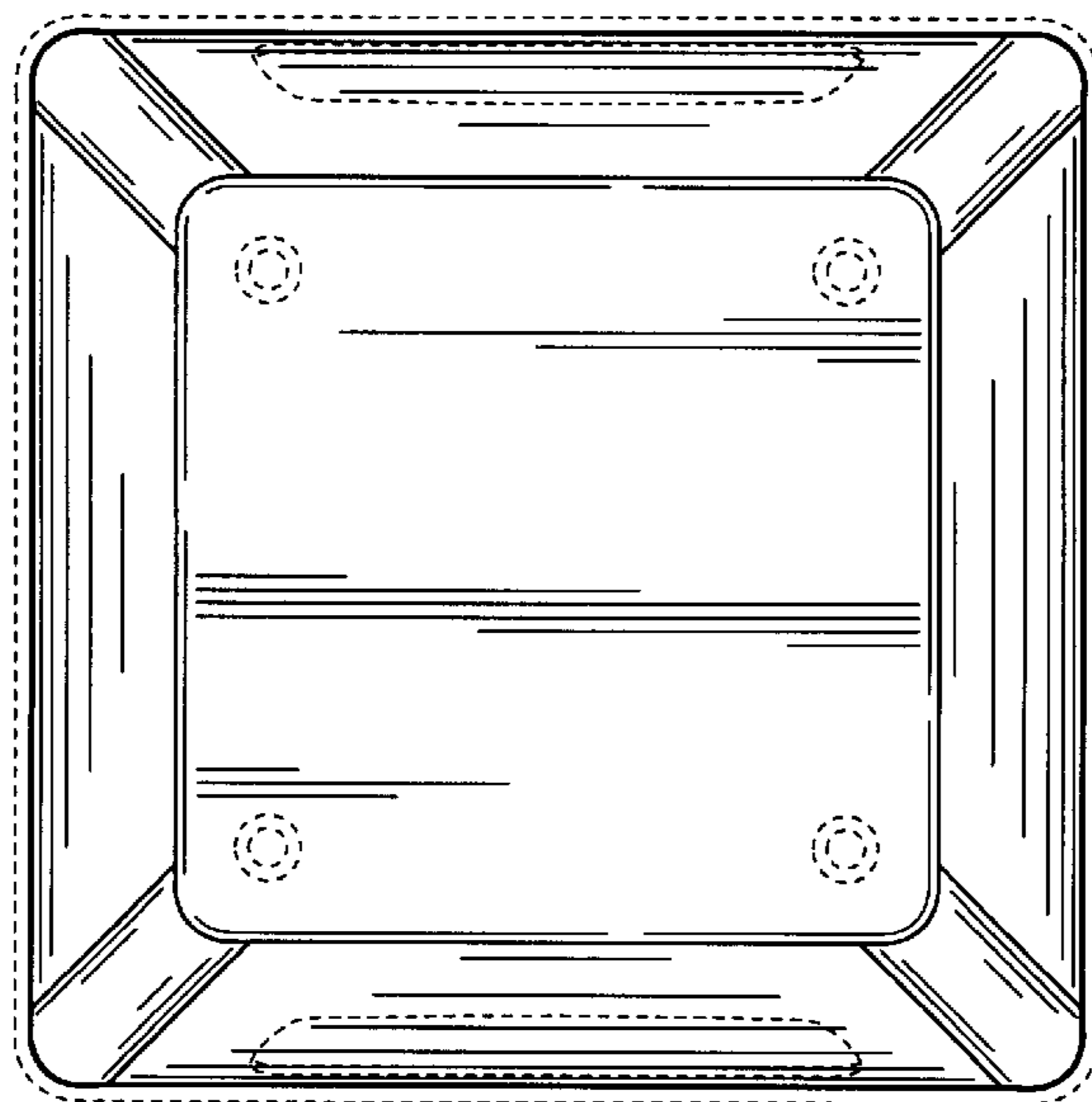
**FIG. 6**



**FIG. 7**



**FIG. 8**



**FIG. 9**

UNITED STATES PATENT AND TRADEMARK OFFICE  
**CERTIFICATE OF CORRECTION**

PATENT NO. : Des. 536,148 S  
APPLICATION NO. : 29/216523  
DATED : January 30, 2007  
INVENTOR(S) : Schiefer et al.

Page 1 of 1

It is certified that error appears in the above-identified patent and that said Letters Patent is hereby corrected as shown below:

On the title page item (75), line 1,  
Inventor's name should read Sonja Schiefer.

Signed and Sealed this

Tenth Day of April, 2007

A handwritten signature in black ink on a light gray dotted background. The signature reads "Jon W. Dudas" in a cursive style.

JON W. DUDAS

*Director of the United States Patent and Trademark Office*