

US00D536144S

(12) **United States Design Patent**
Seo et al.

(10) **Patent No.:** **US D536,144 S**
(45) **Date of Patent:** **** Jan. 30, 2007**

(54) **DRUM TYPE WASHING MACHINE**
(75) Inventors: **Bo Won Seo**, Gyeonggi-do (KR); **Yun Tae Jung**, Seoul (KR); **Hyon I Kim**, Gyeonggi-do (KR)

D491,324 S * 6/2004 Kim et al. D32/6
D518,251 S * 3/2006 Kwon et al. D32/6
D519,248 S * 4/2006 Kim et al. D32/6
D520,194 S * 5/2006 Kwon et al. D32/6
D520,686 S * 5/2006 Jeon et al. D32/6

(73) Assignee: **LG Electronics Inc.**, Seoul (KR)
(**) Term: **14 Years**

* cited by examiner

Primary Examiner—Louis S. Zarfes

Assistant Examiner—Kathleen Sims

(21) Appl. No.: **29/231,422**

(74) *Attorney, Agent, or Firm*—Birch, Stewart, Kolasch & Birch, LLP.

(22) Filed: **Jun. 6, 2005**

(57) **CLAIM**

(30) **Foreign Application Priority Data**

The ornamental design for a drum type washing machine, as shown and described.

Dec. 7, 2004 (KR) 30-2004-0037426

(51) **LOC (8) Cl.** **15-05**

DESCRIPTION

(52) **U.S. Cl.** **D32/6**

FIG. 1 is a perspective view of a drum type washing machine showing our new design;

(58) **Field of Classification Search** D32/1,

FIG. 2 is a front view thereof;

D32/5-10, 25, 28; 68/3 R, 5 R, 12.01; 34/523-524; 312/31

FIG. 3 is a rear view thereof;

See application file for complete search history.

FIG. 4 is a left side view thereof;

FIG. 5 is a right side view thereof;

(56) **References Cited**

U.S. PATENT DOCUMENTS

FIG. 6 is a top plan view thereof; and,

FIG. 7 is a bottom plan view thereof.

D477,898 S * 7/2003 Geyer D32/6

D490,946 S * 6/2004 Suh et al. D32/6

1 Claim, 6 Drawing Sheets




FIG. 1




FIG. 2

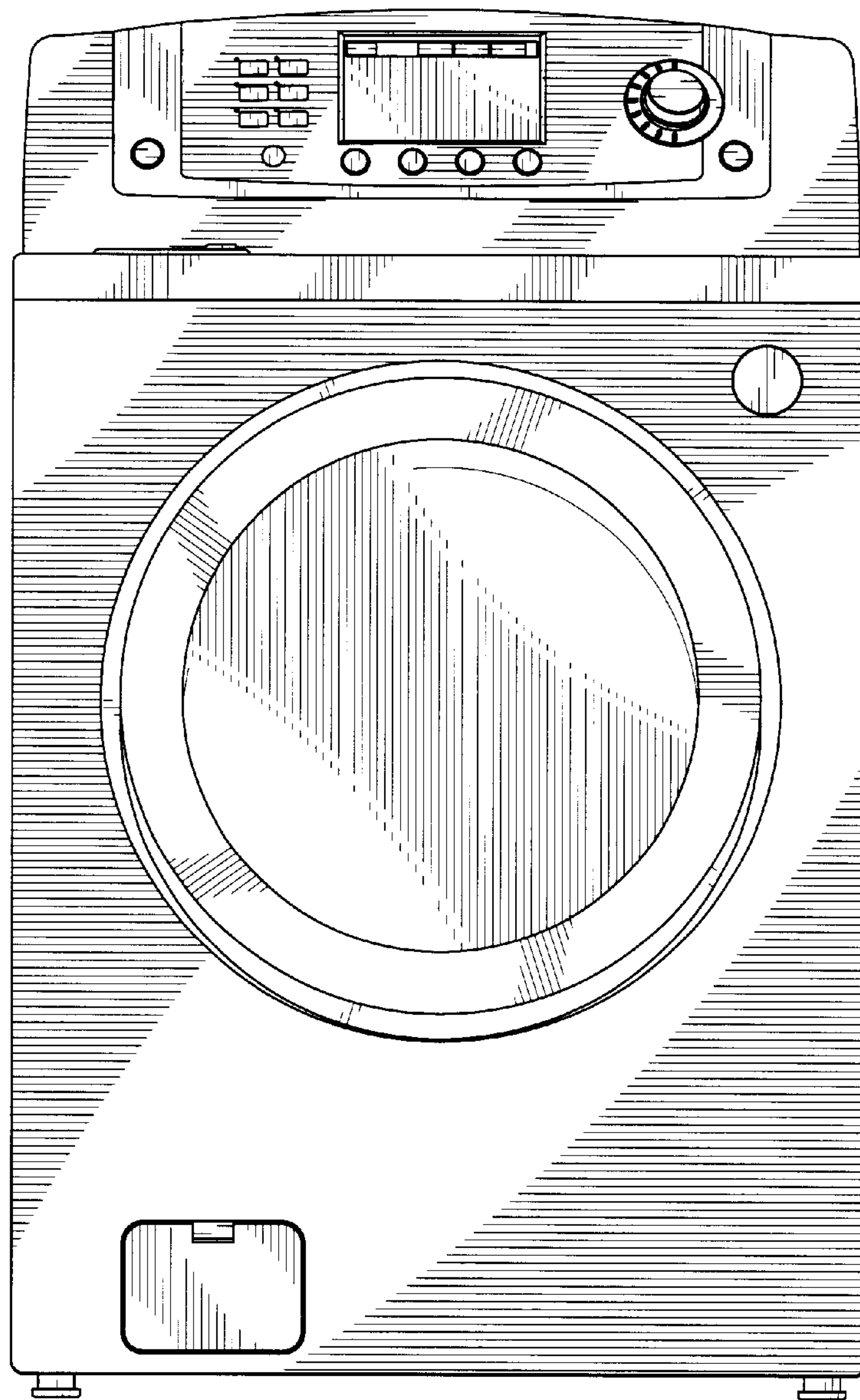


FIG. 3




FIG. 4




FIG. 5




FIG. 6

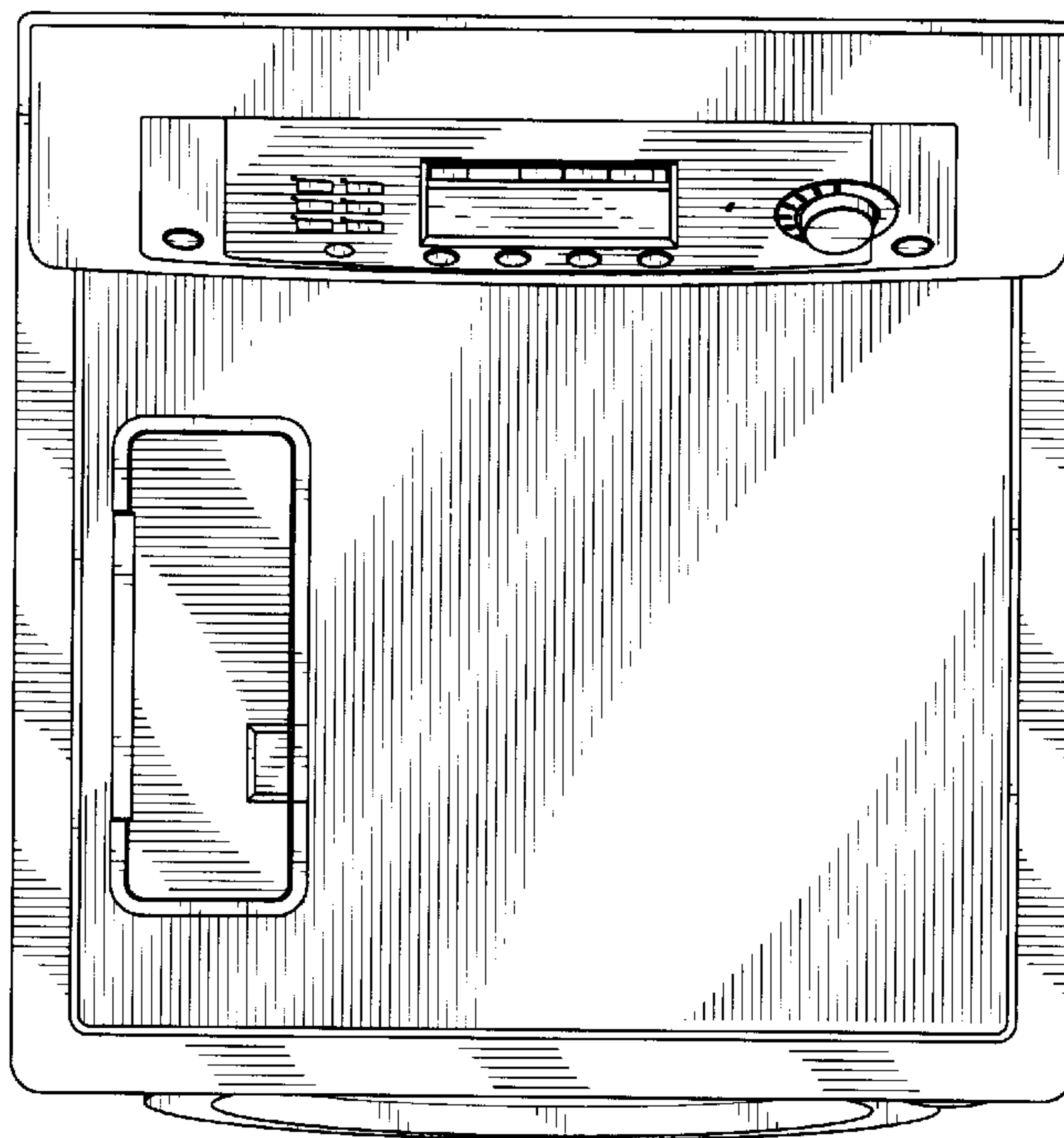


FIG. 7

