



US00D536113S

(12) **United States Design Patent**
Pfeiffer

(10) **Patent No.:** **US D536,113 S**

(45) **Date of Patent:** **** Jan. 30, 2007**

(54) **SURFACE CONFIGURATION OF A HEADLIGHT FOR A VEHICLE**

(75) Inventor: **Peter Pfeiffer**, Boeblingen (DE)

(73) Assignee: **DaimlerChrysler AG**, Stuttgart (DE)

(**) Term: **14 Years**

(21) Appl. No.: **29/225,958**

(22) Filed: **Mar. 23, 2005**

(51) **LOC (8) Cl.** **26-06**

(52) **U.S. Cl.** **D26/28**

(58) **Field of Classification Search** D26/28-36;
362/61, 80, 81, 82, 83, 267, 269, 275, 459-468,
362/475-478, 485-487

See application file for complete search history.

(56) **References Cited**

U.S. PATENT DOCUMENTS

D464,749 S	*	10/2002	Murkett	D26/28
D472,656 S	*	4/2003	Pfeiffer et al.	D26/28
D517,228 S	*	3/2006	Pfeiffer et al.	D26/28
D526,429 S	*	8/2006	Hovind et al.	D26/28
D526,435 S	*	8/2006	Lau et al.	D26/139

* cited by examiner

Primary Examiner—Marcus A. Jackson

(74) *Attorney, Agent, or Firm*—Crowell & Moring LLP

(57) **CLAIM**

The ornamental design for a surface configuration of a headlight for a vehicle, as shown and described.

DESCRIPTION

This application is related to the following co-pending applications, of the inventor, filed on even date herewith: application Ser. No. 29/225,944, entitled “Surface Configuration of a Vehicle, Toy, and/or Other Replicas”.

FIG. 1 is a left perspective view of a first embodiment of a surface configuration of a headlight for a vehicle according to my novel design;

FIG. 2 is a front view of the first embodiment of the surface configuration of a headlight for a vehicle according to my novel design;

FIG. 3 is a left side view of the first embodiment of the surface configuration of a headlight for a vehicle according to my novel design;

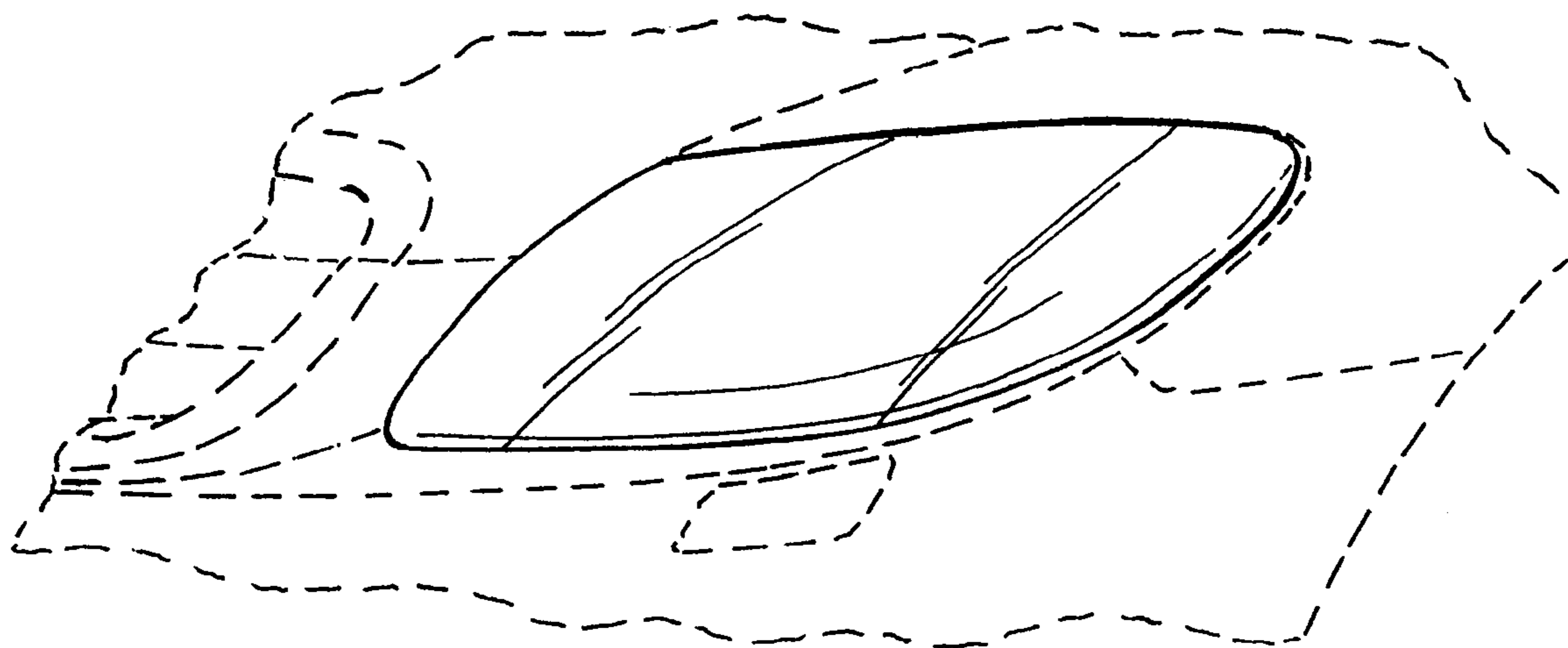
FIG. 4 is a right perspective view of a second embodiment of the surface configuration of a headlight for a vehicle according to my novel design;

FIG. 5 is a front view of the second embodiment of the surface configuration of a headlight for a vehicle according to my novel design; and,

FIG. 6 is a right side view of the second embodiment of the surface configuration of a headlight for a vehicle according to my novel design.

The broken lines are for illustrative purposes only and form no part of the claimed design.

1 Claim, 2 Drawing Sheets



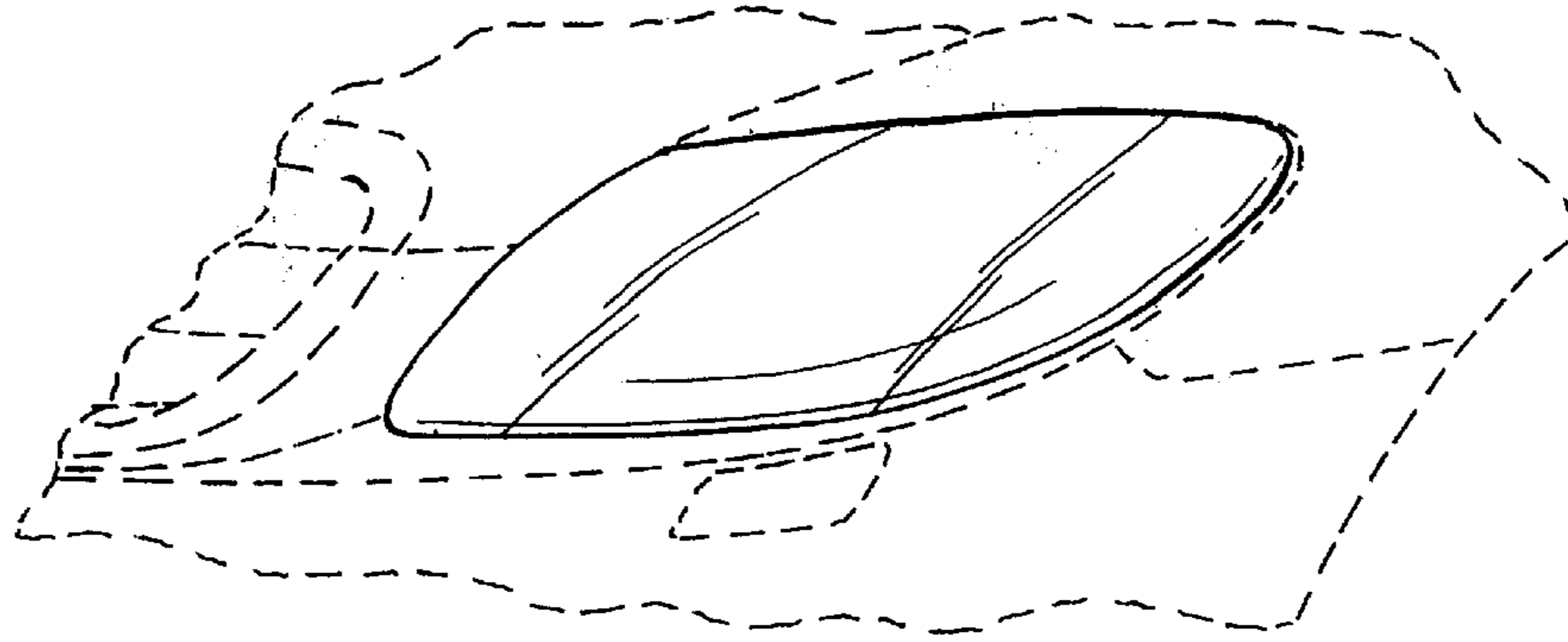


FIG. 1

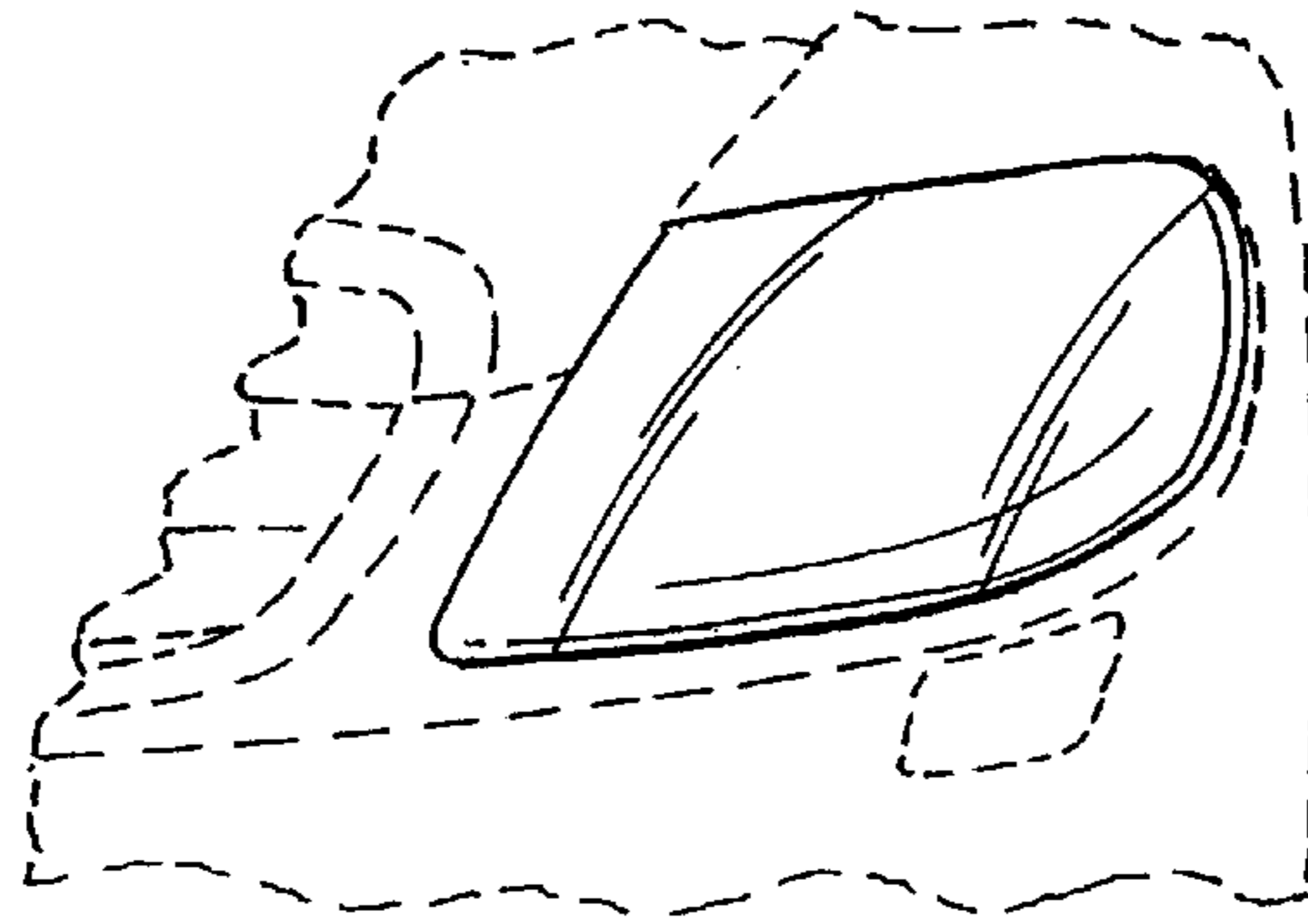


FIG. 2




FIG. 3

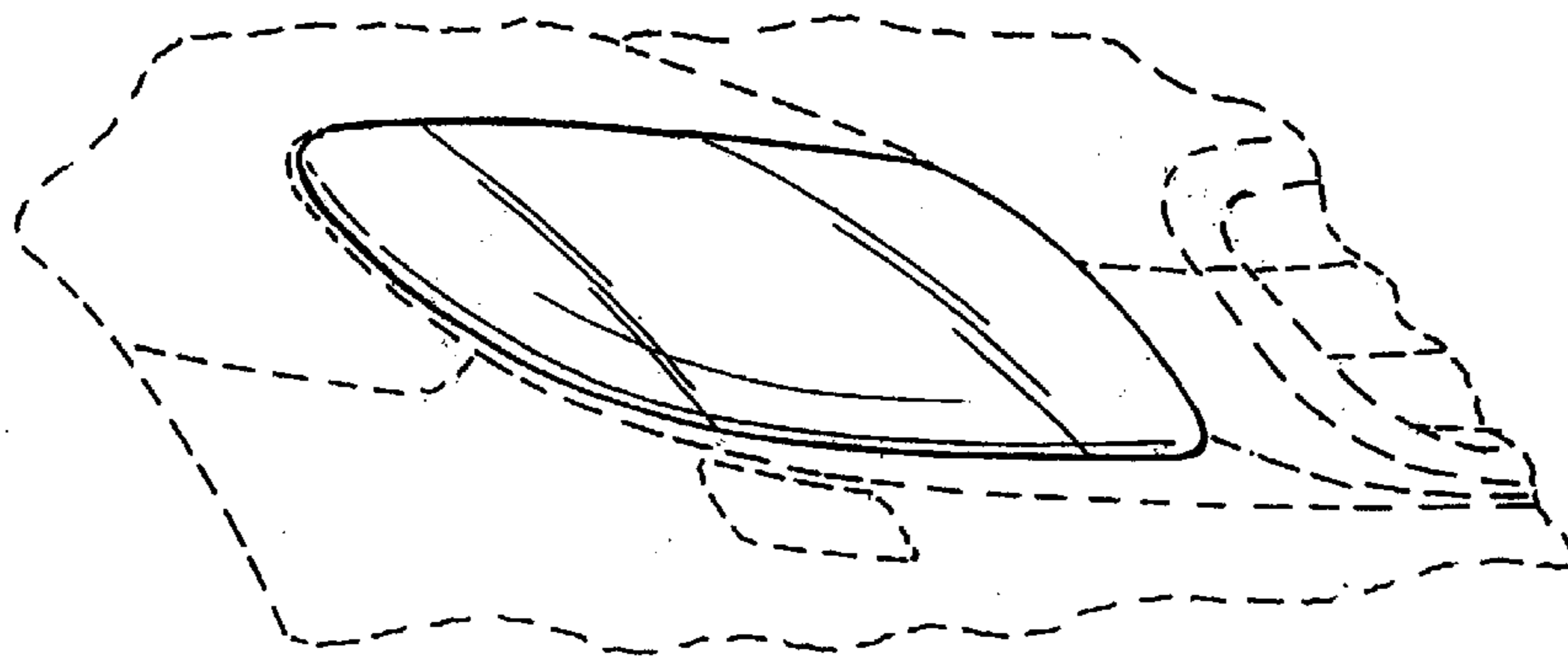


FIG. 4

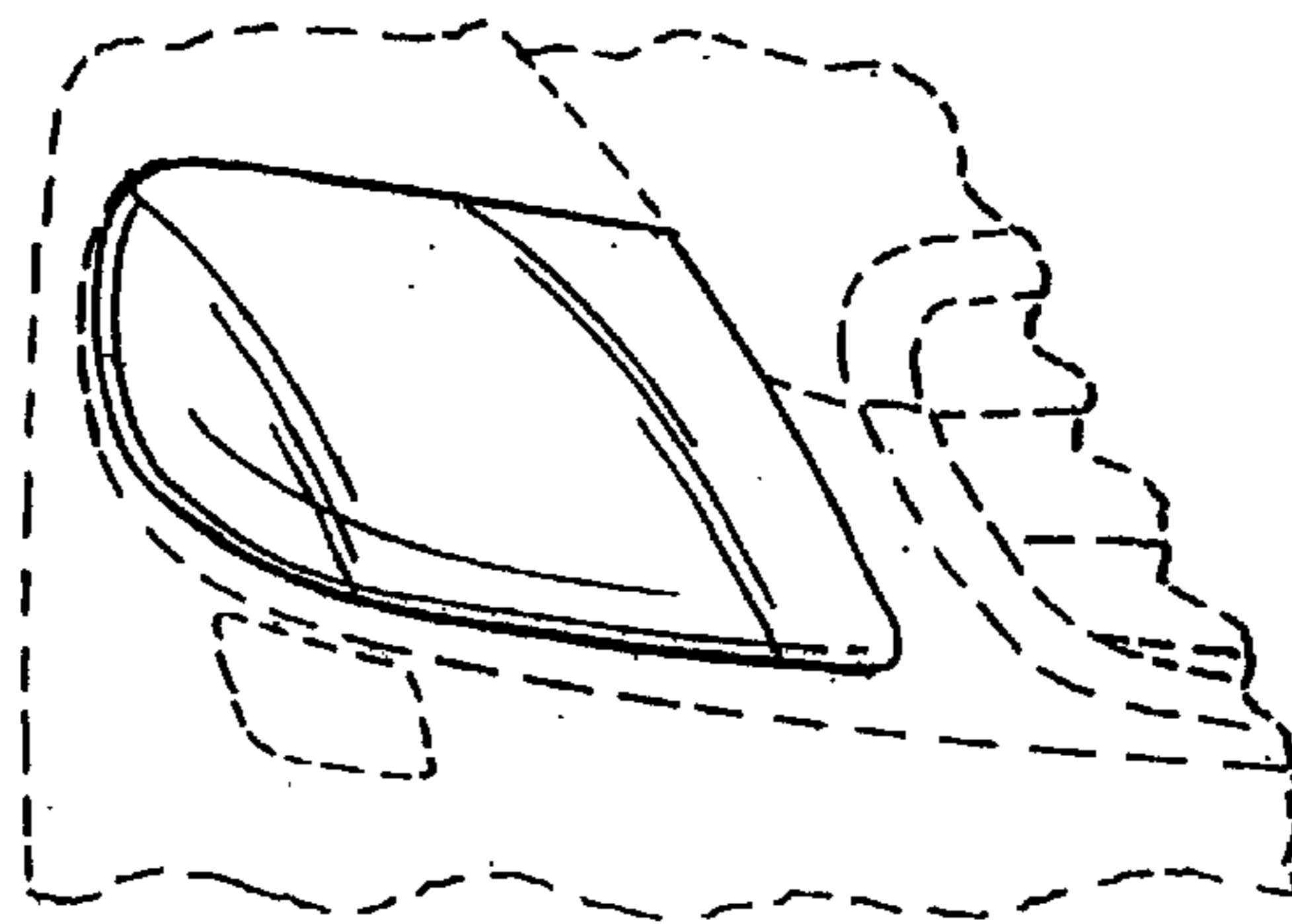


FIG. 5




FIG. 6