



US00D536112S

(12) **United States Design Patent** (10) **Patent No.:** **US D536,112 S**
Pfeiffer (45) **Date of Patent:** **** Jan. 30, 2007**

(54) **SURFACE CONFIGURATION OF A HEADLIGHT FOR A VEHICLE**

(75) Inventor: **Peter Pfeiffer**, Boeblingen (DE)

(73) Assignee: **DaimlerChrysler AG**, Stuttgart (DE)

(**) Term: **14 Years**

(21) Appl. No.: **29/225,812**

(22) Filed: **Mar. 22, 2005**

(30) **Foreign Application Priority Data**

Sep. 22, 2004	(DE)	40405376
Sep. 22, 2004	(DE)	40405377
Sep. 22, 2004	(DE)	40405379
Sep. 22, 2004	(DE)	40405380
Sep. 22, 2004	(DE)	40405381
Sep. 22, 2004	(DE)	40405382

(51) **LOC (8) Cl.** **26-06**

(52) **U.S. Cl.** **D26/28**

(58) **Field of Classification Search** D26/28-36;
362/459-468, 475-478, 485-487

See application file for complete search history.

(56) **References Cited**

U.S. PATENT DOCUMENTS

D464,749	S	*	10/2002	Murkett	D26/28
D481,807	S	*	11/2003	Honer	D26/28
D483,134	S	*	12/2003	Shih	D26/28
D499,822	S	*	12/2004	Pfeiffer	D26/28
D524,466	S	*	7/2006	Essig	D26/28

* cited by examiner

Primary Examiner—Marcus A. Jackson

(74) *Attorney, Agent, or Firm*—Crowell & Moring LLP

(57) **CLAIM**

The ornamental design for a surface configuration of a headlight for a vehicle, as shown and described.

DESCRIPTION

This application is related to the following co-pending applications, of the inventor, filed on even date herewith: Application Ser. No. 29/225,802, entitled “Surface Configuration of a Vehicle, Toy, and/or Other Replicas”; Application Ser. No. 29/225,823, entitled “Surface Configuration of a Vehicle, Toy, and/or Other Replicas”; and Application Ser. No. 29/225,843, entitled “Surface Configuration of a Vehicle, Toy, and/or Other Replicas”.

FIG. 1 is a perspective view of a first embodiment of a surface configuration of a headlight for a vehicle according to my novel design;

FIG. 2 is a side view of the first embodiment of the surface configuration of a headlight for a vehicle according to my novel design;

FIG. 3 is a front view of the first embodiment of the surface configuration of a headlight for a vehicle according to my novel design;

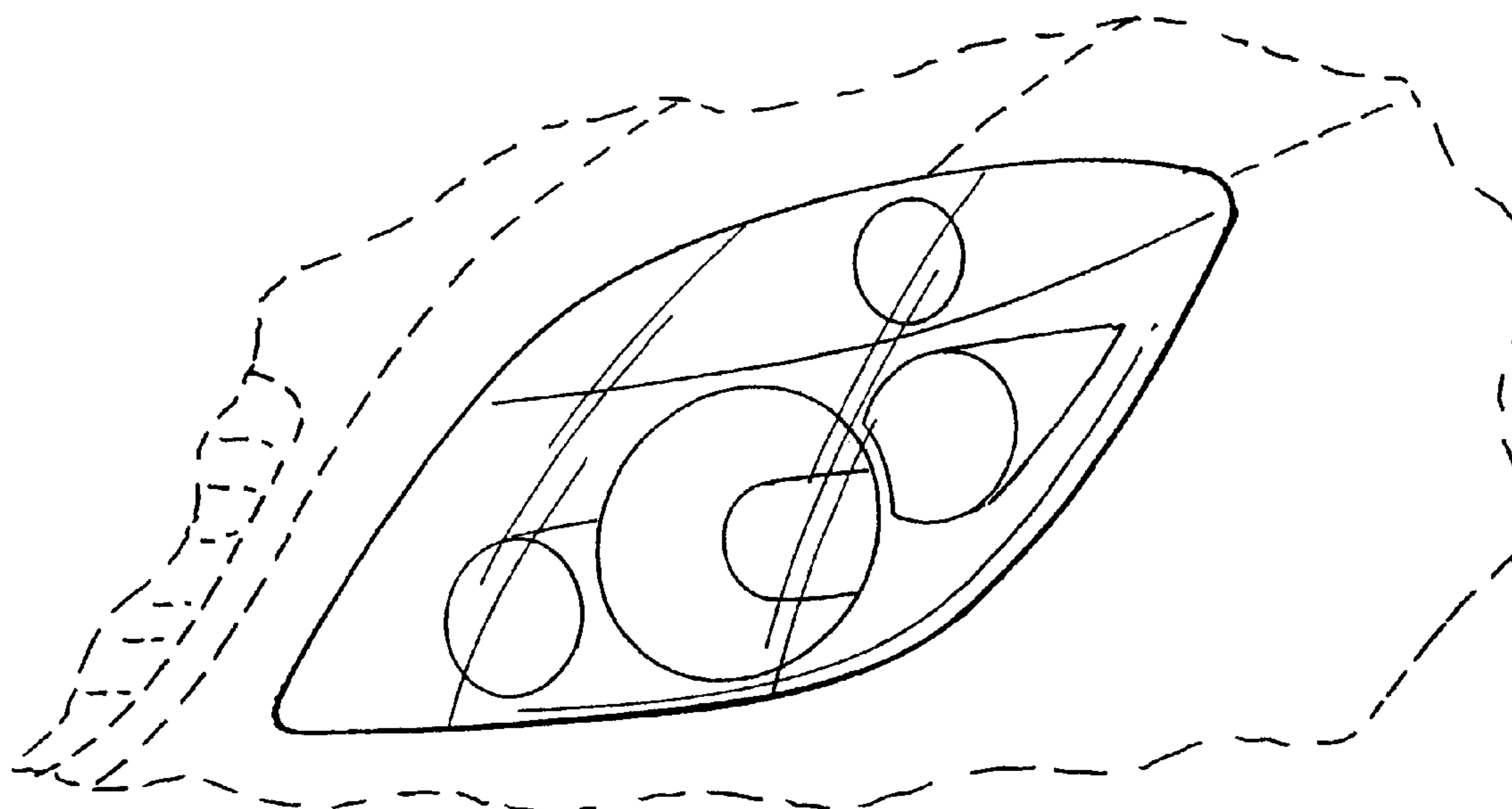
FIG. 4 is a perspective view of a second embodiment of the surface configuration of a headlight for a vehicle according to my novel design;

FIG. 5 is a side view of the second embodiment of the surface configuration of a vehicle, toy, and/or other according to my novel design; and,

FIG. 6 is a front view of the second embodiment of the surface configuration of a vehicle, toy, and/or other according to my novel design.

The broken lines are for illustrative purposes only and form no part of the claimed design.

1 Claim, 4 Drawing Sheets



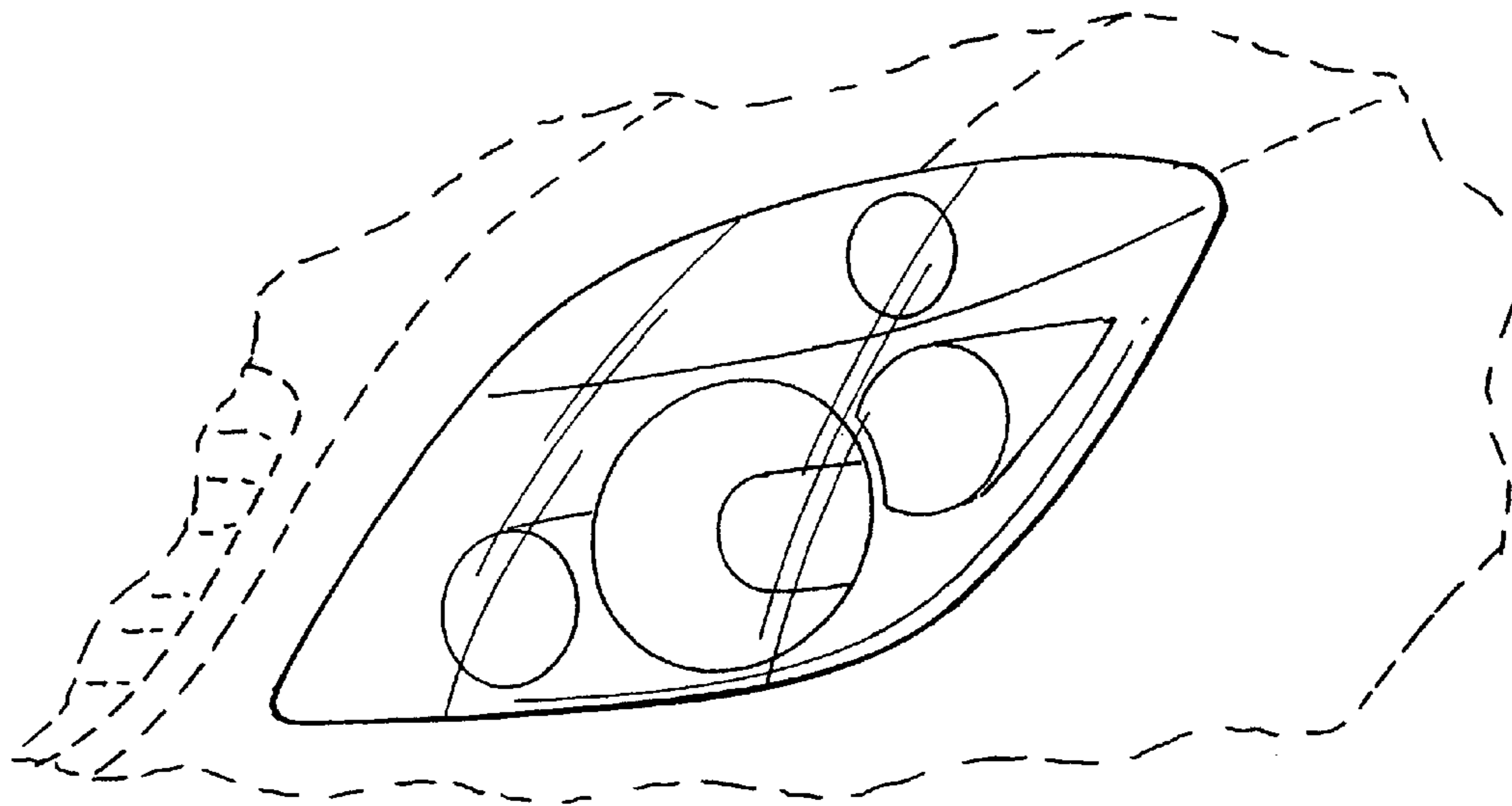


FIG. 1




FIG. 2

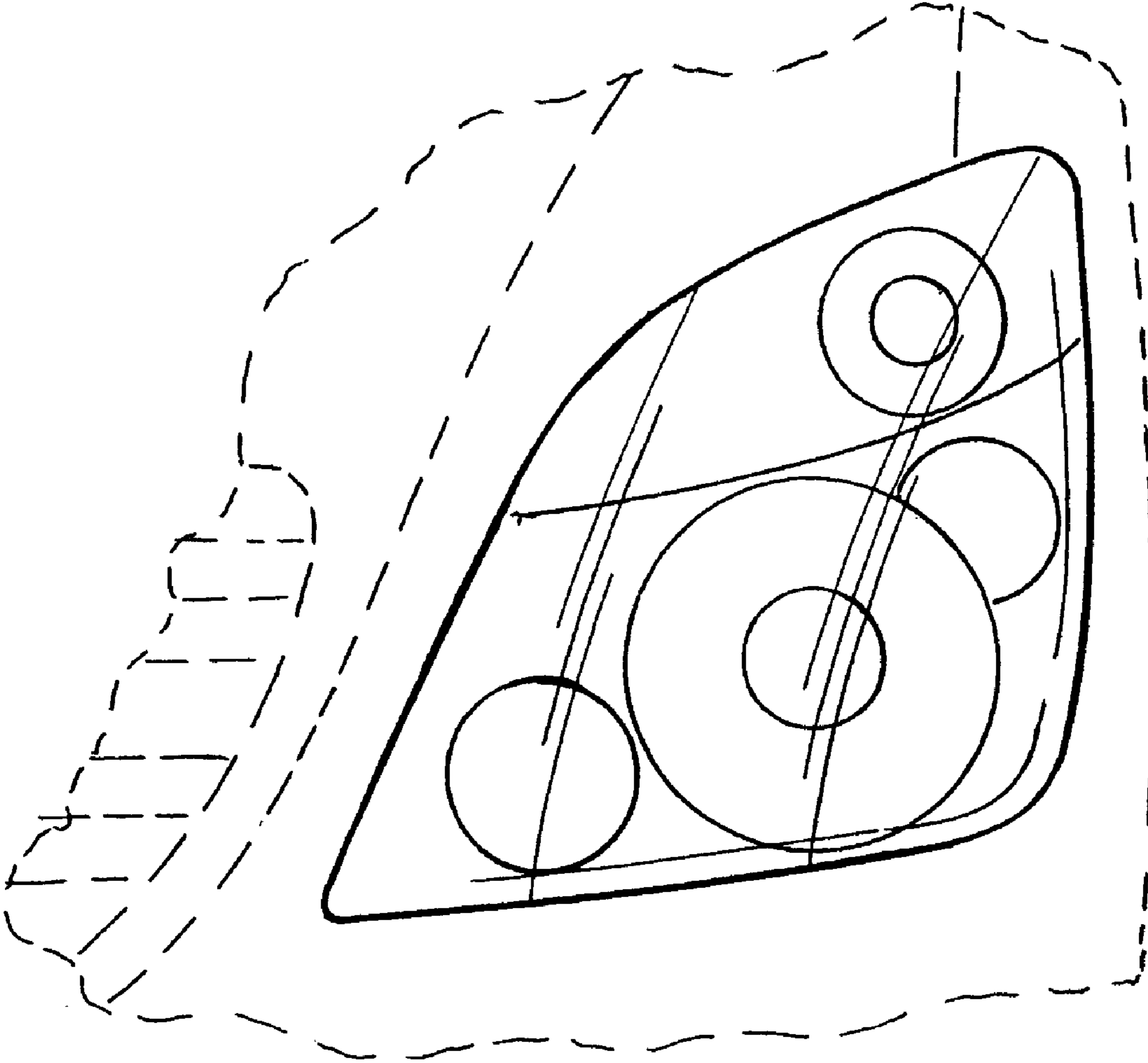


FIG. 3

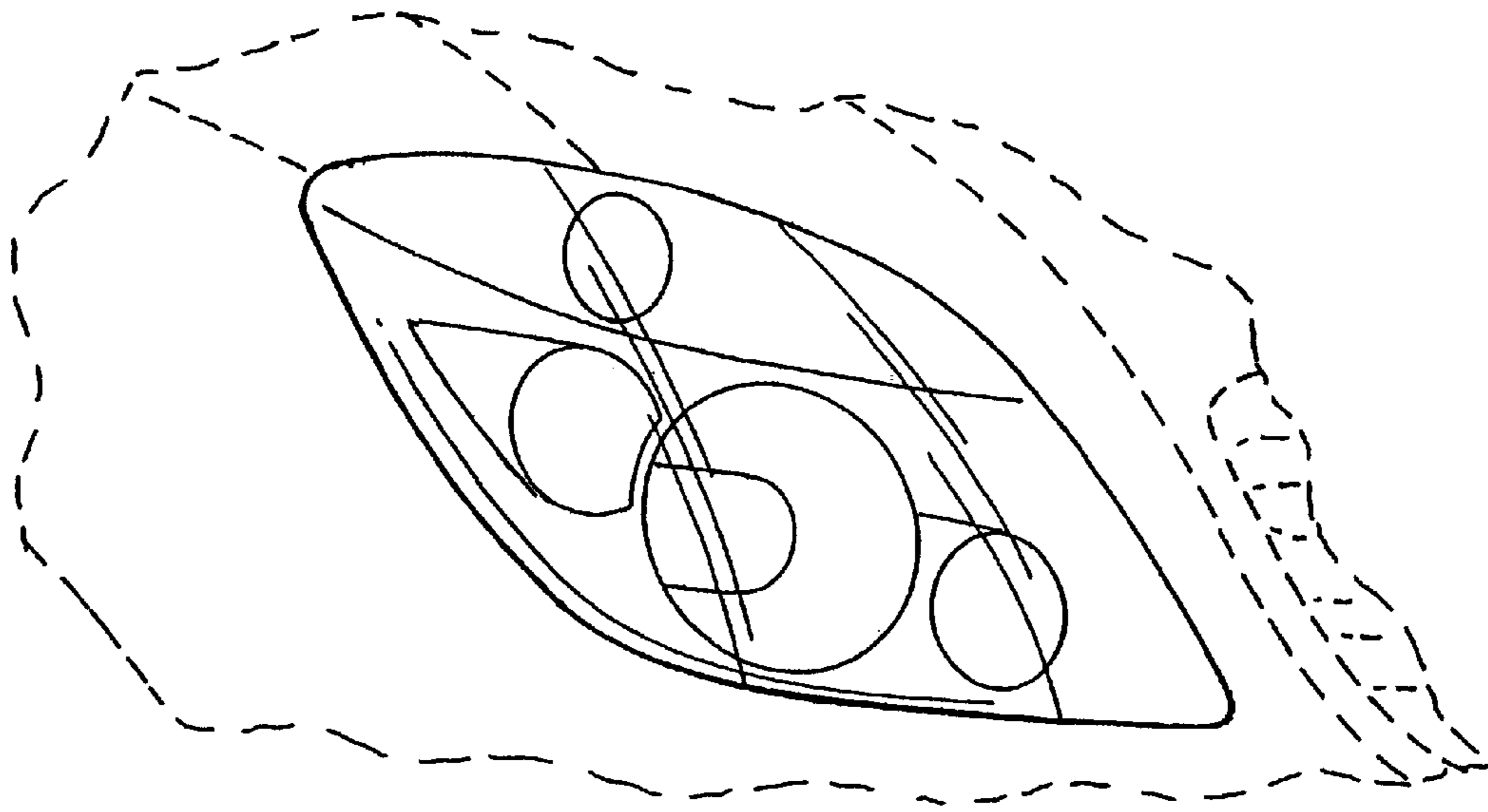


FIG. 4

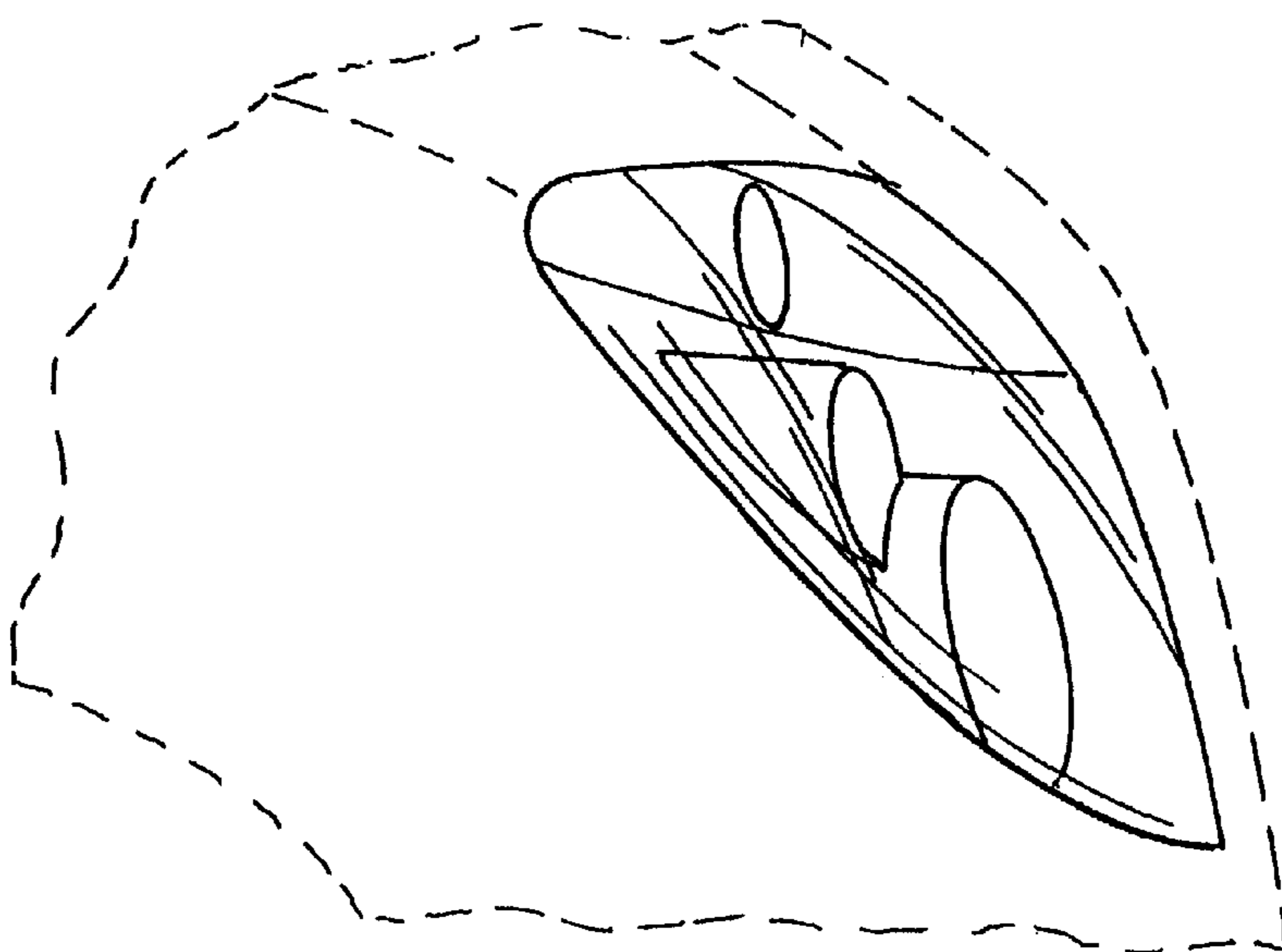


FIG. 5

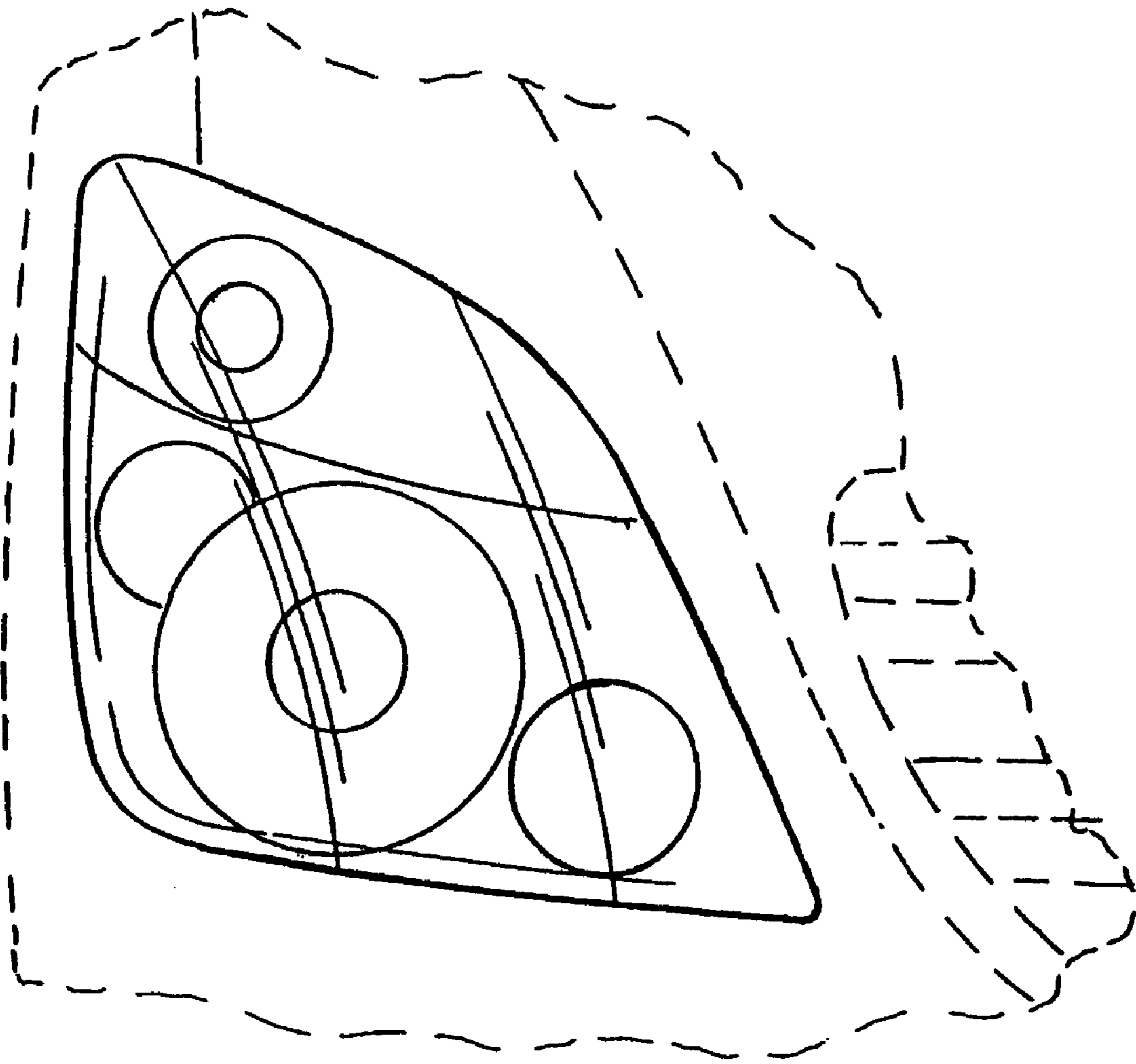


FIG. 6