



US00D536099S

(12) **United States Design Patent** (10) **Patent No.:** **US D536,099 S**
Walsh et al. (45) **Date of Patent:** **** *Jan. 30, 2007**

(54) **DOOR FACING**

6,615,558 B2 * 9/2003 Libby et al. 52/455
D495,061 S * 8/2004 Lynch et al. D25/48

(75) Inventors: **Jason M. Walsh**, St. Charles, IL (US);
Steven K. Lynch, St. Charles, IL (US);
Mark A. Ruggie, Franklin Park, IL
(US)

* cited by examiner

Primary Examiner—Doris Clark
(74) *Attorney, Agent, or Firm*—Berenato, White & Stavish,
LLC

(73) Assignee: **Masonite Corporation**, Tampa, FL
(US)

(57) **CLAIM**

(*) Notice: This patent is subject to a terminal dis-
claimer.

The ornamental design for a door facing, as shown and
described.

(**) Term: **14 Years**

DESCRIPTION

(21) Appl. No.: **29/221,218**

FIG. 1 is a front elevational view of our design, with the rear
being a mirror image thereof;

(22) Filed: **Jan. 13, 2005**

FIG. 2 is a cross sectional view taken along the line 2—2 of
FIG. 1 and viewed in the direction of the arrows;

(51) **LOC (8) Cl.** **25-02**

FIG. 3 is an enlarged fragmentary cross-sectional view,
taken from the left end of FIG. 2;

(52) **U.S. Cl.** **D25/48**

FIG. 4 is a cross sectional view taken along the line 4—4 of
FIG. 8 and viewed in the direction of the arrows; and

(58) **Field of Classification Search** D25/48,
D25/138; 52/455, 474, 630, 783.1, 782.1,
52/783.12, 762, 784.1, 764; 49/504, 501;
428/45

FIG. 5 is an enlarged fragmentary cross sectional view, taken
from the right end of FIG. 4;

See application file for complete search history.

FIG. 6 is a cross sectional view taken along the line 6—6 of
FIG. 8;

(56) **References Cited**

FIG. 7 is an enlarged fragmentary cross sectional view, taken
from the right of FIG. 6; and,

U.S. PATENT DOCUMENTS

FIG. 8 is a front elevational view.

D370,269 S * 5/1996 Schafernak D25/48
D389,922 S * 1/1998 Lee D25/53

1 Claim, 4 Drawing Sheets




Fig. 1




Fig. 2



Fig. 3

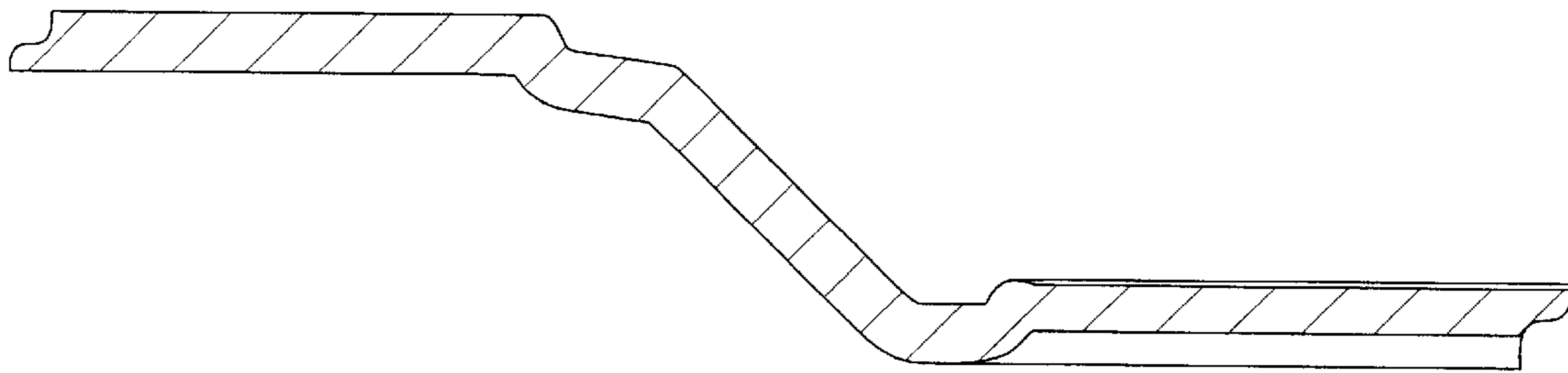


Fig. 6

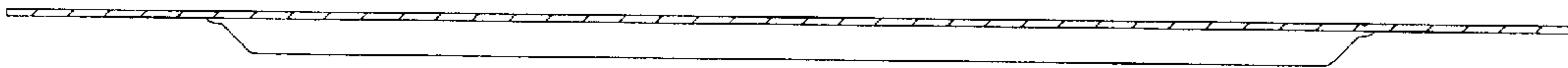


Fig. 7

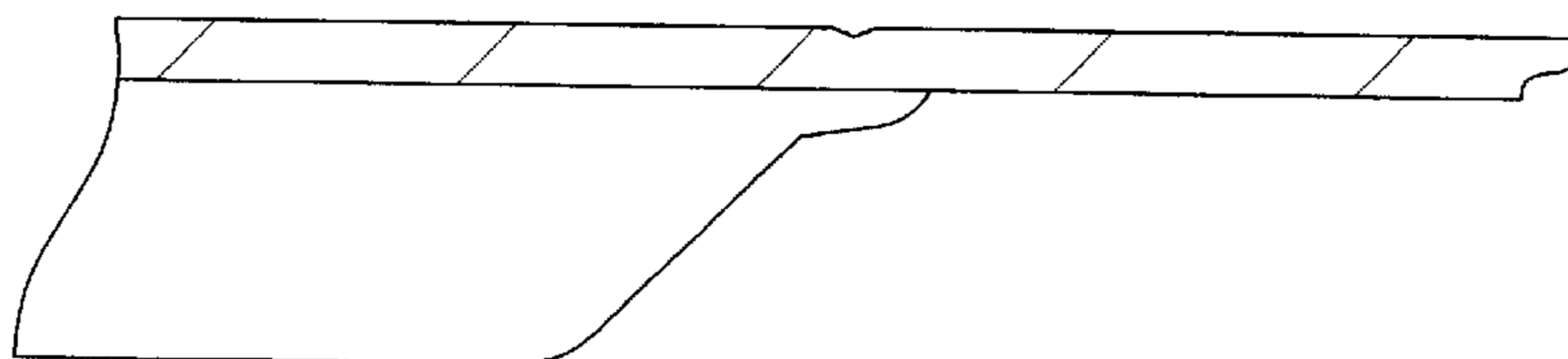


Fig. 4



Fig. 5

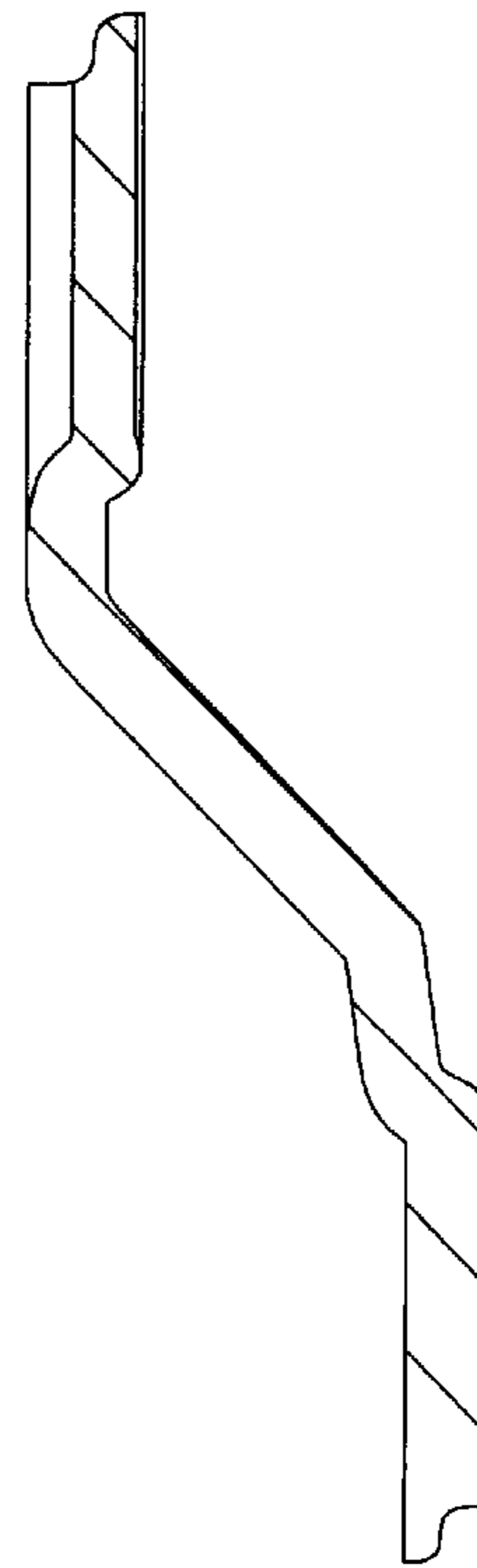


Fig. 8

