



US00D536092S

(12) **United States Design Patent**  
**Amarasinghe**

(10) **Patent No.:** **US D536,092 S**

(45) **Date of Patent:** **\*\* Jan. 30, 2007**

(54) **HEADGEAR FOR MASK**

(75) Inventor: **Amal Shirley Amarasinghe**, Beecroft (AU)

(73) Assignee: **ResMed Limited**, Bella Vista (AU)

(\*\*) Term: **14 Years**

(21) Appl. No.: **29/229,594**

(22) Filed: **May 10, 2005**

(51) **LOC (8) Cl.** ..... **29-02**

(52) **U.S. Cl.** ..... **D24/110.1; D24/110**

(58) **Field of Classification Search** ..... D24/110,  
D24/110.1-110.5; D16/335; D2/861, 860,  
D2/620, 624, 625, 882, 865; 128/207.17,  
128/207.11, 201.19, 205.25; 2/8, 8.1  
See application file for complete search history.

(56) **References Cited**

**U.S. PATENT DOCUMENTS**

3,457,564	A	*	7/1969	Holloway	.....	2/8.1
5,074,297	A	*	12/1991	Venegas	.....	128/204.18
D433,127	S	*	10/2000	Gazzara	.....	D24/110.1
D440,652	S	*	4/2001	Pollard	.....	D24/110.1
D496,726	S	*	9/2004	Amarasinghe et al.	..	D24/110.1

**FOREIGN PATENT DOCUMENTS**

WO WO 2004/096332 11/2004

\* cited by examiner

*Primary Examiner*—Antoine D. Davis

*Assistant Examiner*—Christopher Lee

(74) *Attorney, Agent, or Firm*—Nixon & Vanderhye P.C.

(57) **CLAIM**

The ornamental design for a headgear for mask, as shown and described.

**DESCRIPTION**

FIG. 1 is a perspective view of a headgear for mask of my design;

FIG. 2 is a front view thereof;

FIG. 3 is a rear view thereof;

FIG. 4 is a top view thereof;

FIG. 5 is a bottom view thereof;

FIG. 6 is a right side view thereof;

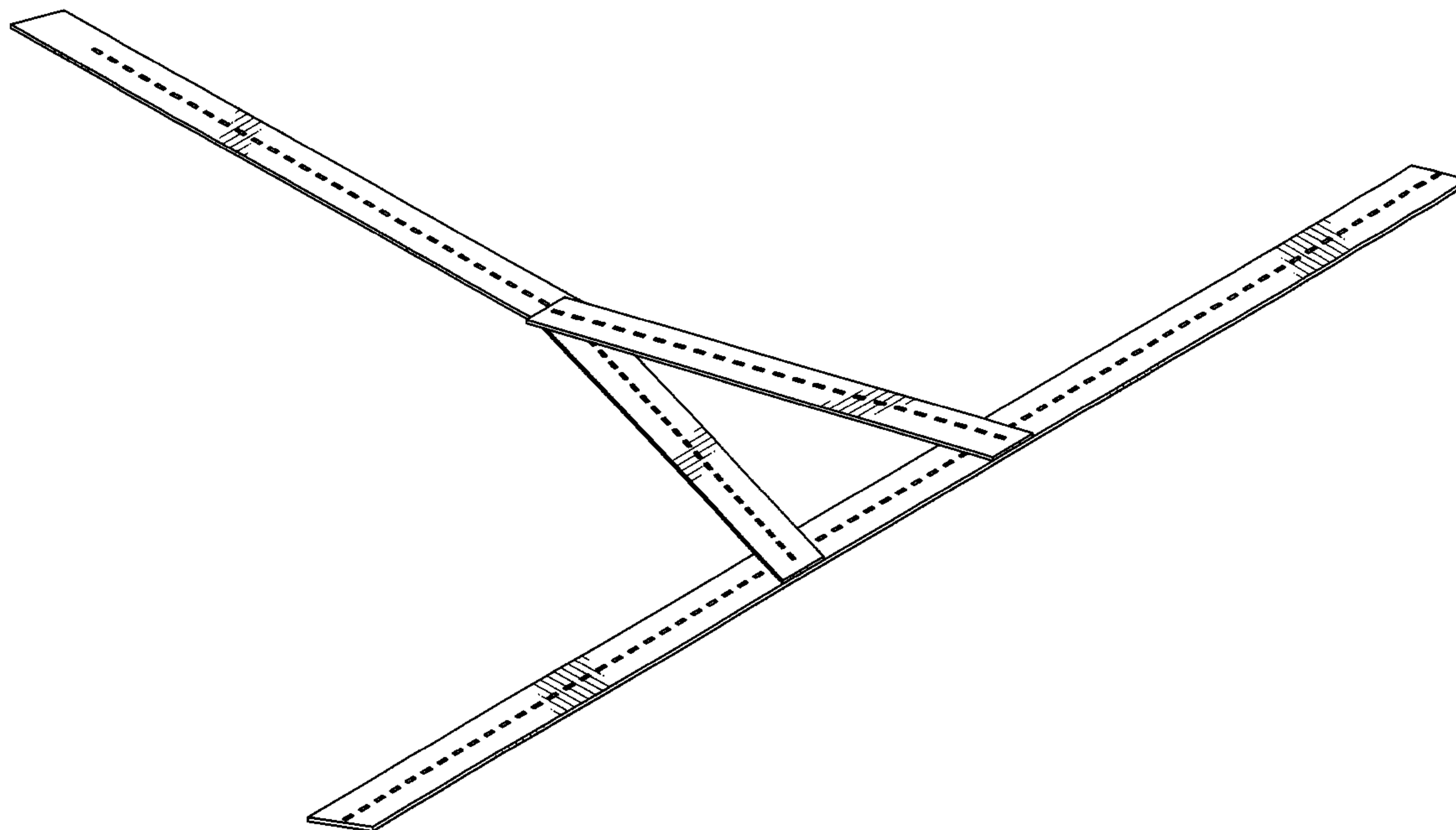
FIG. 7 is a left side view thereof; and,

FIG. 8 is a headgear in use on a patient's head.

Throughout the various figures of the drawings, certain views may not be provided. The omission of a particular view is intended to convey that the element(s) depicted is/are plain and unornamented in that omitted view, or that the particular ornamental appearance in that view is simply not claimed.

Where included, broken lines showing environment or structure are for illustrative purposes only and form no part of the claimed design.

**1 Claim, 6 Drawing Sheets**



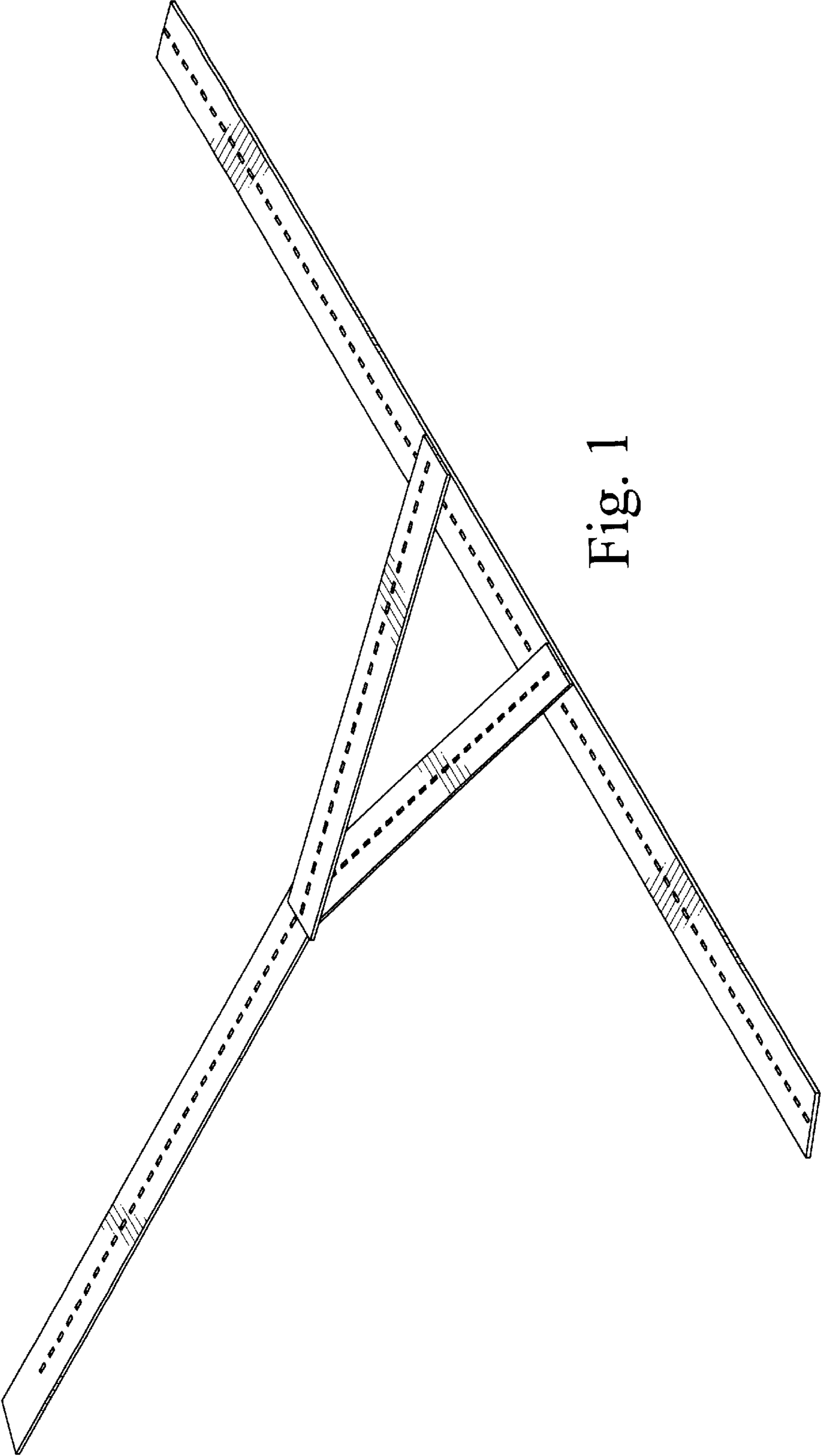


Fig. 1

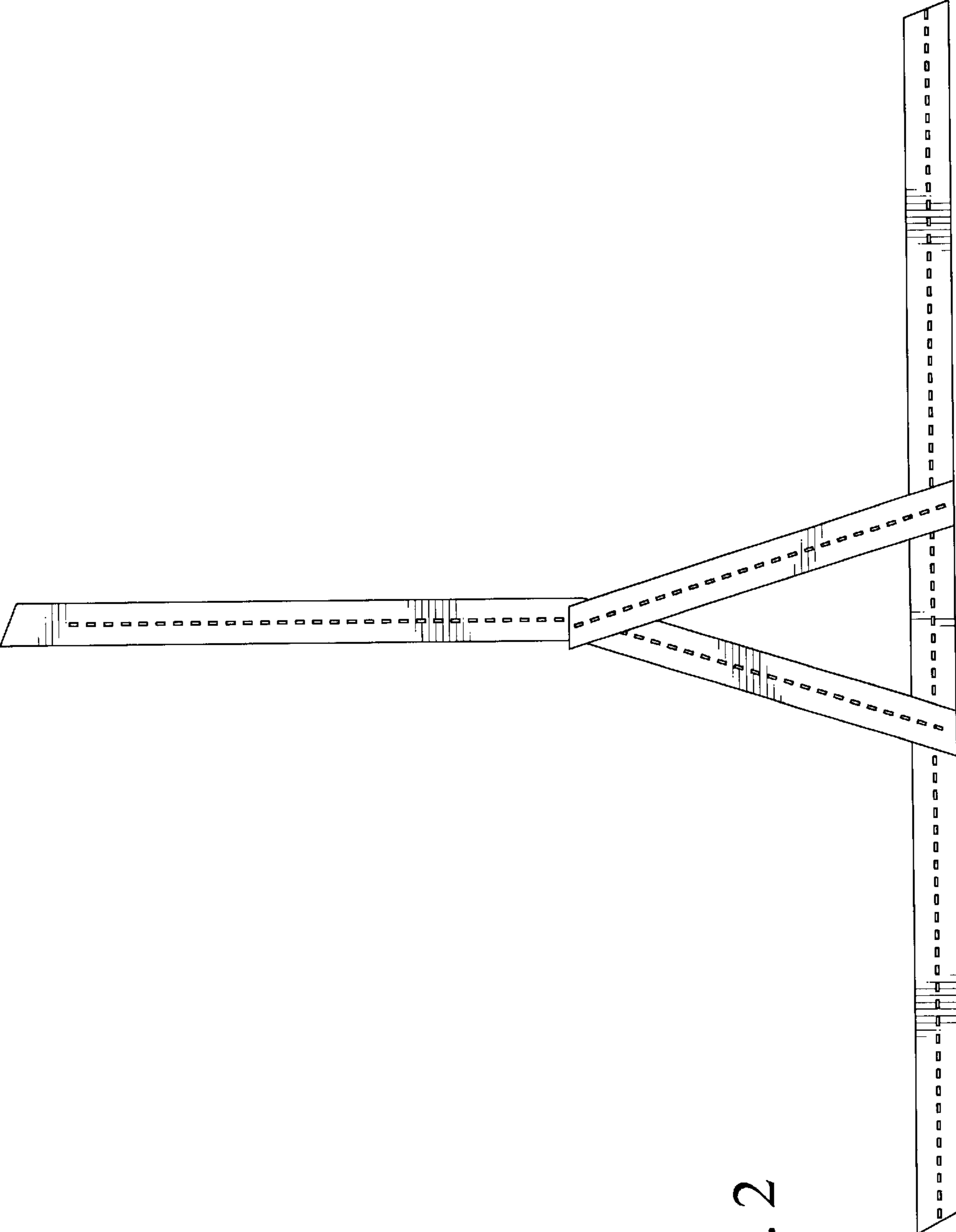


Fig. 2

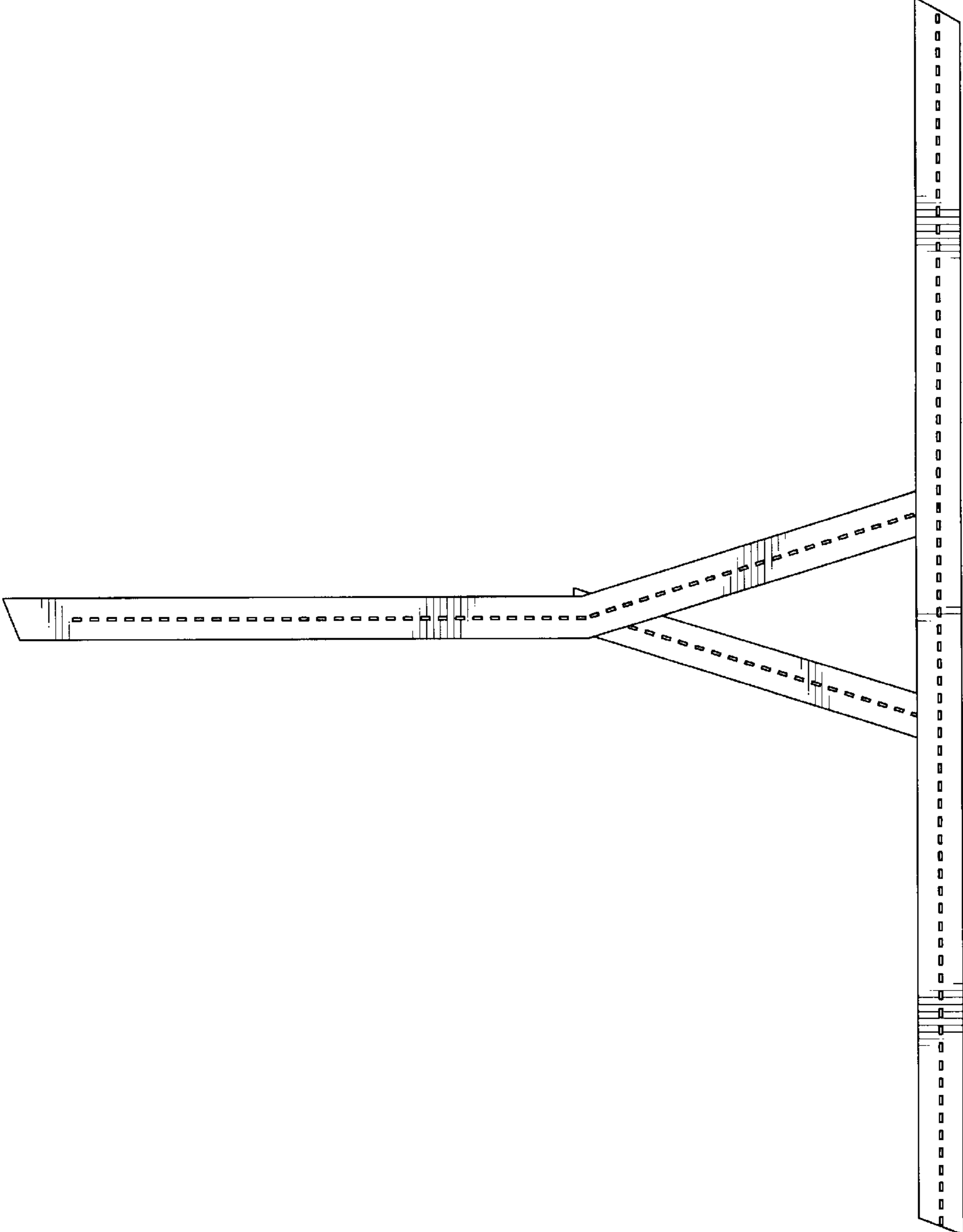


Fig. 3



Fig. 4



Fig. 5



Fig. 7

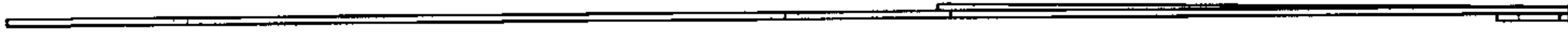


Fig. 6

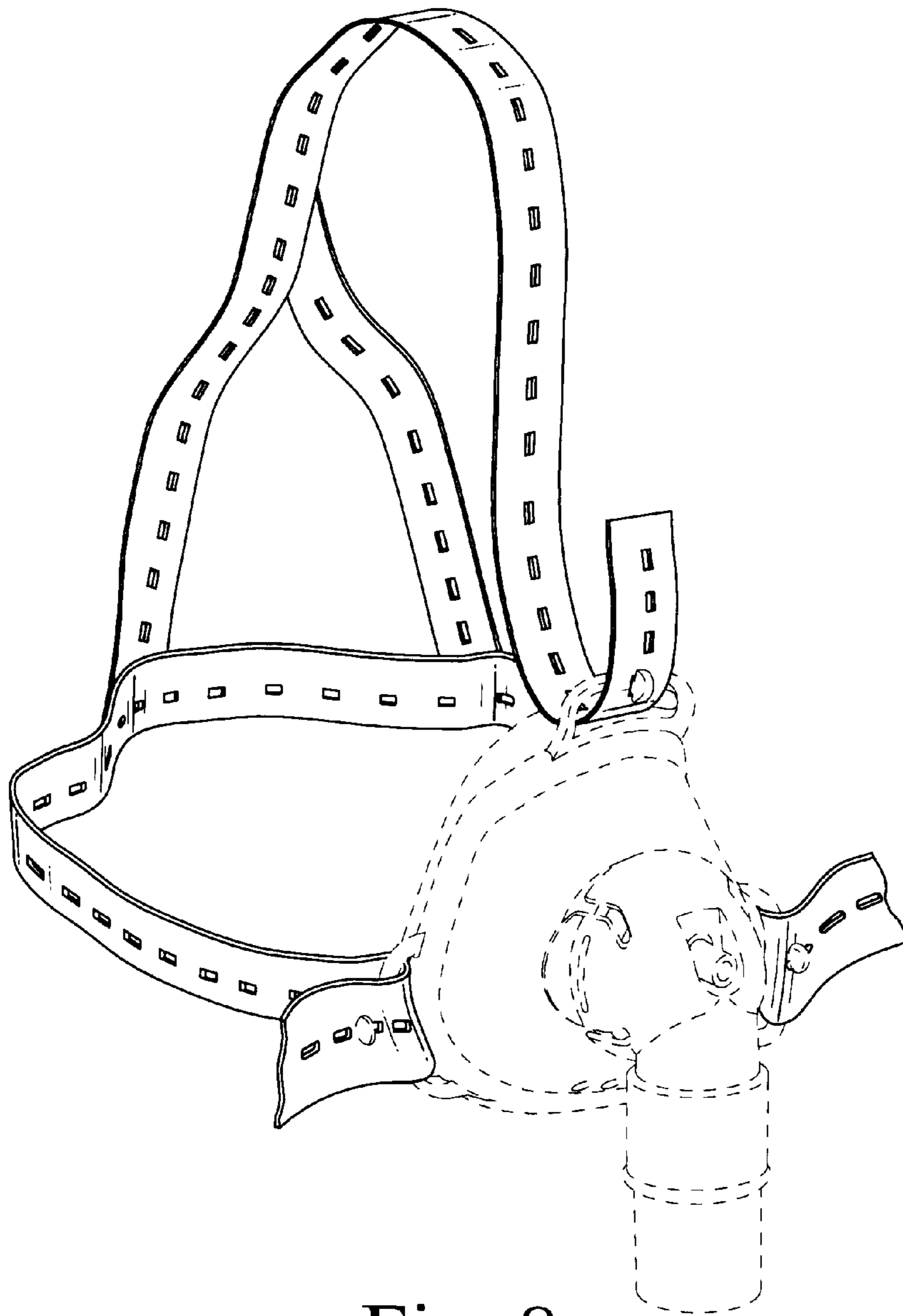


Fig. 8

UNITED STATES PATENT AND TRADEMARK OFFICE  
**CERTIFICATE OF CORRECTION**

PATENT NO. : Des. 536,092 S  
APPLICATION NO. : 29/229594  
DATED : January 30, 2007  
INVENTOR(S) : Amarasinghe

Page 1 of 1

It is certified that error appears in the above-identified patent and that said Letters Patent is hereby corrected as shown below:

(56) **References Cited** Title Page; please insert;

U.S. PATENT DOCUMENTS

--2,928,387	03/1960	LAYNE
3,457,564	07/1969	HOLLOWAY
3,752,157	08/1973	MALMIN
5,074,297	12/1991	VENEGAS
5,538,000	07/1996	RUDOLPH
5,542,128	08/1996	LOMAS
6,418,929	07/2002	NORFLEET
6,494,207	12/2002	KWOK
6,805,117	10/2004	HO
D433,127	10/2000	GAZZARA
D440,652	04/2001	POLLARD
D485,905	01/2004	MOORE
D496,726	09/2004	AMARASINGHE et al.
US-2003-0051732	03/2003	SMITH
US-2004-0025882	02/2004	MADAUS
US-2004-0067333	04/2004	AMARASINGHE
US-2004-0112377	06/2004	AMARASINGHE
US-2004-0149280	08/2004	SEMENIUK--

Signed and Sealed this

Thirteenth Day of May, 2008



JON W. DUDAS

*Director of the United States Patent and Trademark Office*