



US00D536062S

(12) **United States Design Patent**
Hester

(10) **Patent No.:** **US D536,062 S**

(45) **Date of Patent:** **** Jan. 30, 2007**

(54) **COMBINATION SPRINKLER/SPRAYER**

(76) **Inventor:** **Donna C. Hester**, 31 Somerset La.,
Mill Valley, CA (US) 94941

(**) **Term:** **14 Years**

(21) **Appl. No.:** **29/225,553**

(22) **Filed:** **Mar. 18, 2005**

(51) **LOC (8) Cl.** **23-01**

(52) **U.S. Cl.** **D23/214**

(58) **Field of Classification Search** D23/213,
D23/214; 239/443, 273, 276
See application file for complete search history.

(56) **References Cited**

U.S. PATENT DOCUMENTS

D426,867 S * 6/2000 Wang D23/214

6,364,960 B1 * 4/2002 Bayley 134/34
6,390,391 B1 * 5/2002 Ulin 239/548
6,554,209 B2 * 4/2003 Djordjevic 239/276
D498,513 S * 11/2004 Hudman D23/214

* cited by examiner

Primary Examiner—Robin Webster

(57) **CLAIM**

The ornamental design for a combination sprinkler/sprayer,
as shown.

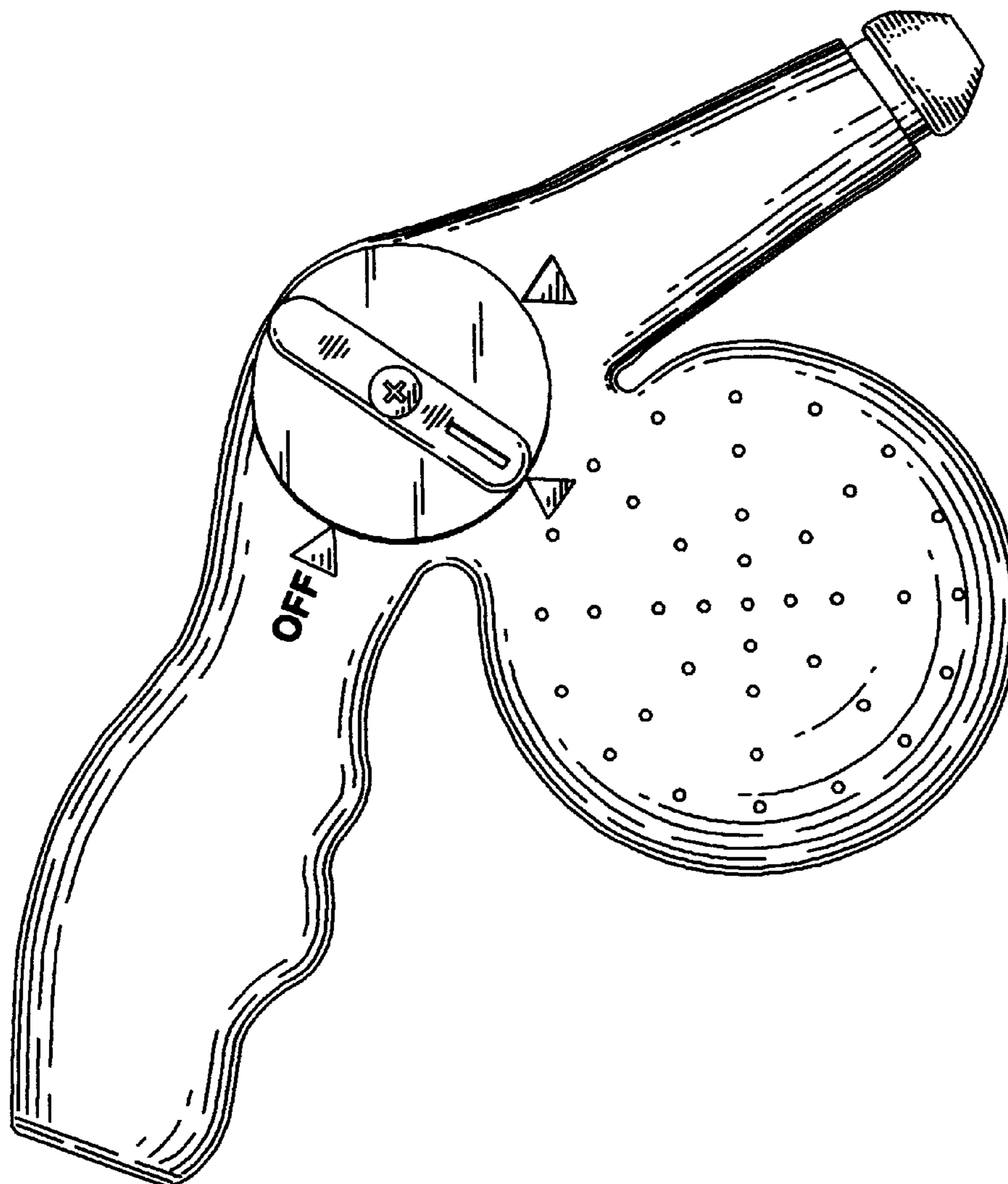
DESCRIPTION

FIG. 1 is a front elevational view of a sprinkler/sprayer
showing my new design;

FIG. 2 is a side elevational view thereof; and,

FIG. 3 is a top elevational view thereof.

1 Claim, 2 Drawing Sheets



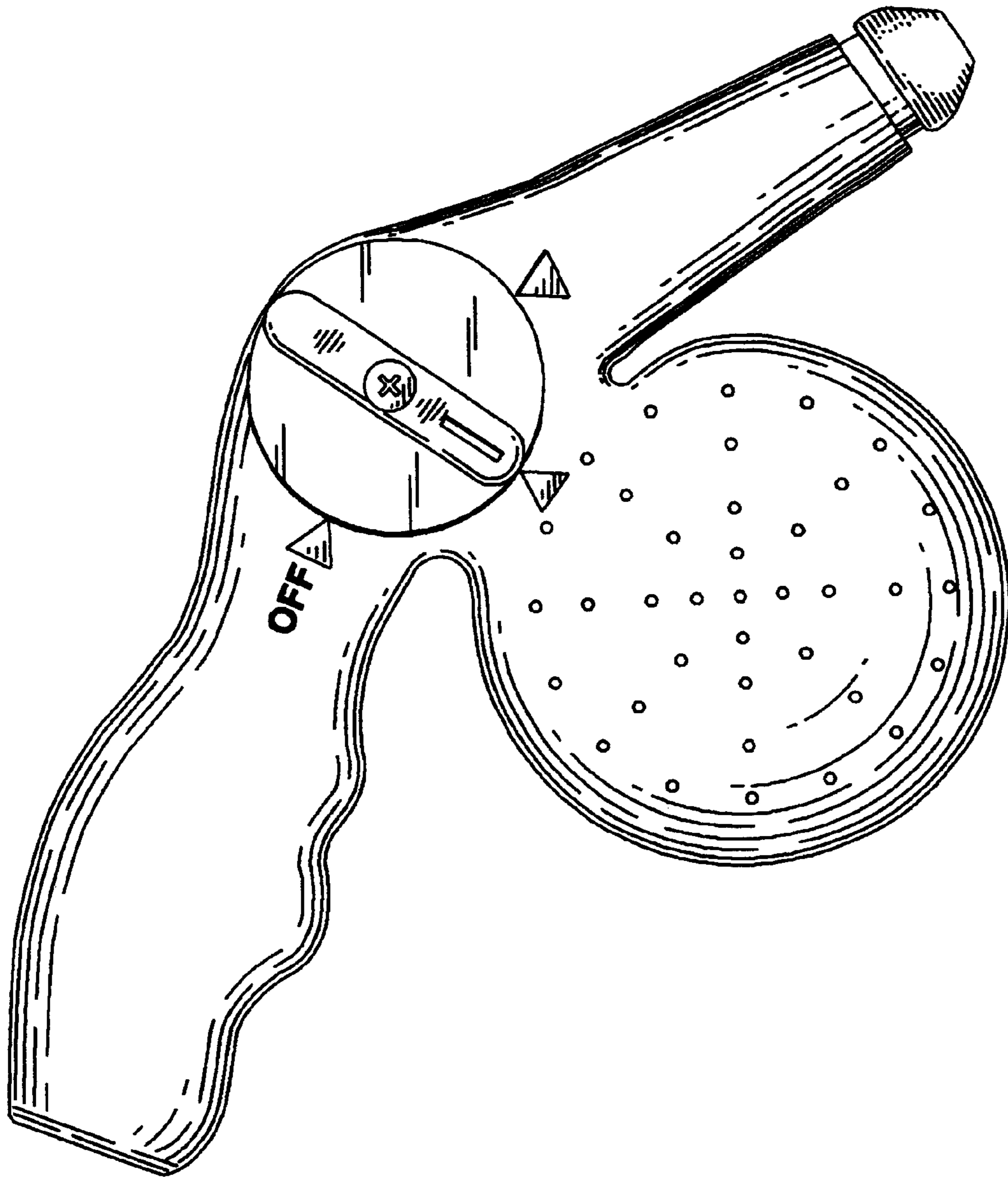


Fig. 1

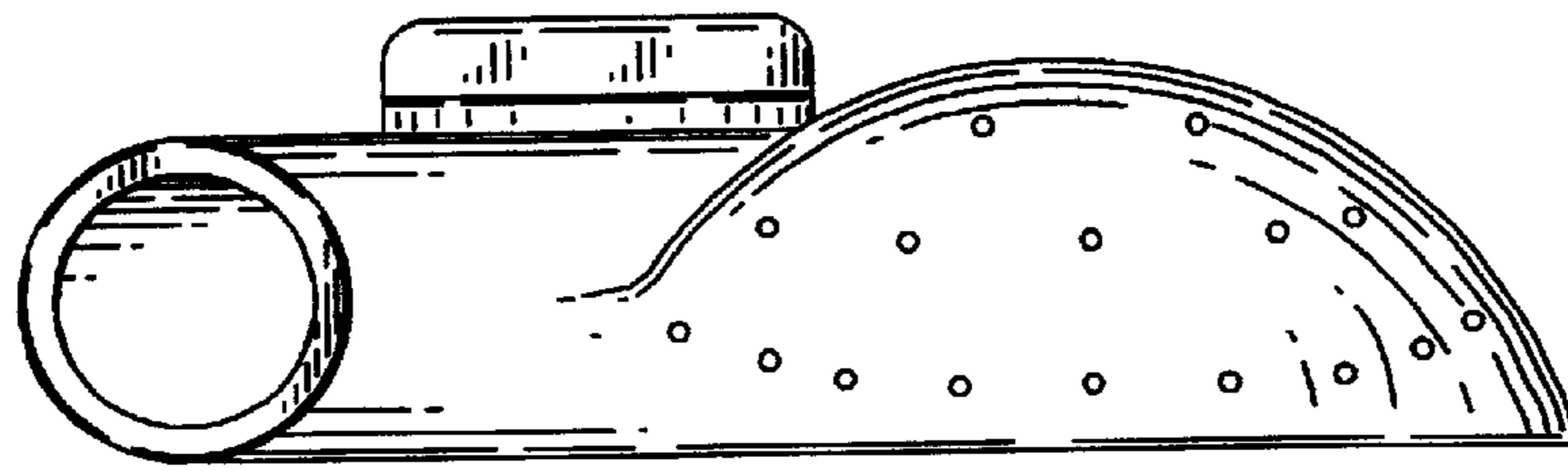


Fig. 2




Fig. 3