



US00D536044S

(12) **United States Design Patent**
Ban

(10) **Patent No.:** **US D536,044 S**

(45) **Date of Patent:** **** Jan. 30, 2007**

(54) **TOY WITH INTERCHANGEABLE PARTS**

(75) **Inventor:** **Yinh Jheow Ban**, 39 Ean KiAm Place,
Singapore (SG), 429 124

(73) **Assignee:** **Yinh Jheow Ban**, Singapore

(**) **Term:** **14 Years**

(21) **Appl. No.:** **29/240,537**

(22) **Filed:** **Oct. 14, 2005**

(51) **LOC (8) Cl.** **21-01**

(52) **U.S. Cl.** **D21/578**

(58) **Field of Classification Search** D21/621,
D21/623, 625, 645-649, 659, 578-583; 446/268,
446/305, 360-361, 376, 379, 382-384, 136;
434/266-267, 272

See application file for complete search history.

(56) **References Cited**

U.S. PATENT DOCUMENTS

| | | | | | |
|------------|---|---------|---------------|-------|---------|
| D204,394 S | * | 4/1966 | Wendt | | D21/578 |
| D252,936 S | * | 9/1979 | Tibbitts, Jr. | | D21/578 |
| D272,933 S | * | 3/1984 | Murakami | | D21/578 |
| D290,484 S | * | 6/1987 | Yoke | | D21/578 |
| D305,053 S | * | 12/1989 | Doi | | D21/584 |

| | | | | | |
|------------|---|--------|-----------------|-------|---------|
| D306,618 S | * | 3/1990 | Doi | | D21/578 |
| D306,622 S | * | 3/1990 | Doi | | D21/578 |
| D345,401 S | * | 3/1994 | Kennedy et al. | | D21/578 |
| D389,203 S | * | 1/1998 | Glickman et al. | | D21/578 |
| D453,199 S | * | 1/2002 | Sawai et al. | | D21/578 |
| D509,267 S | * | 9/2005 | Robinson | | D21/578 |

* cited by examiner

Primary Examiner—Robert M. Spear

Assistant Examiner—Zenia I. Bennett

(74) *Attorney, Agent, or Firm*—Jon P. Christensen; Welsh & Katz, Ltd.

(57) **CLAIM**

The design for a toy with interchangeable parts, as shown and described.

DESCRIPTION

FIG. 1 is a bottom view of the toy with interchangeable parts;

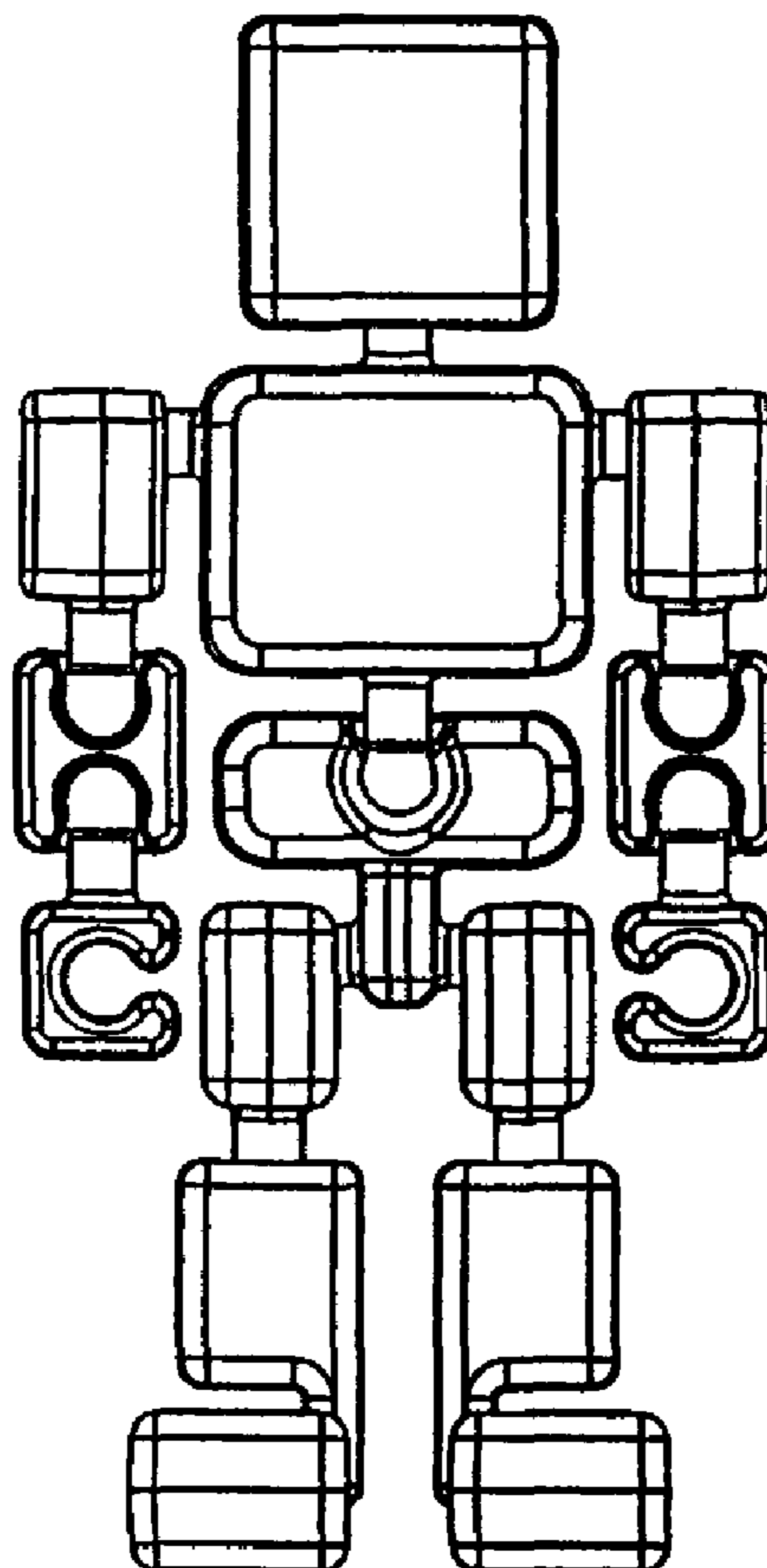
FIG. 2 is a front view thereof;

FIG. 3 is a side view, the opposite side being a mirror image thereof;

FIG. 4 is a back view thereof; and,

FIG. 5 is a top view thereof.

1 Claim, 1 Drawing Sheet



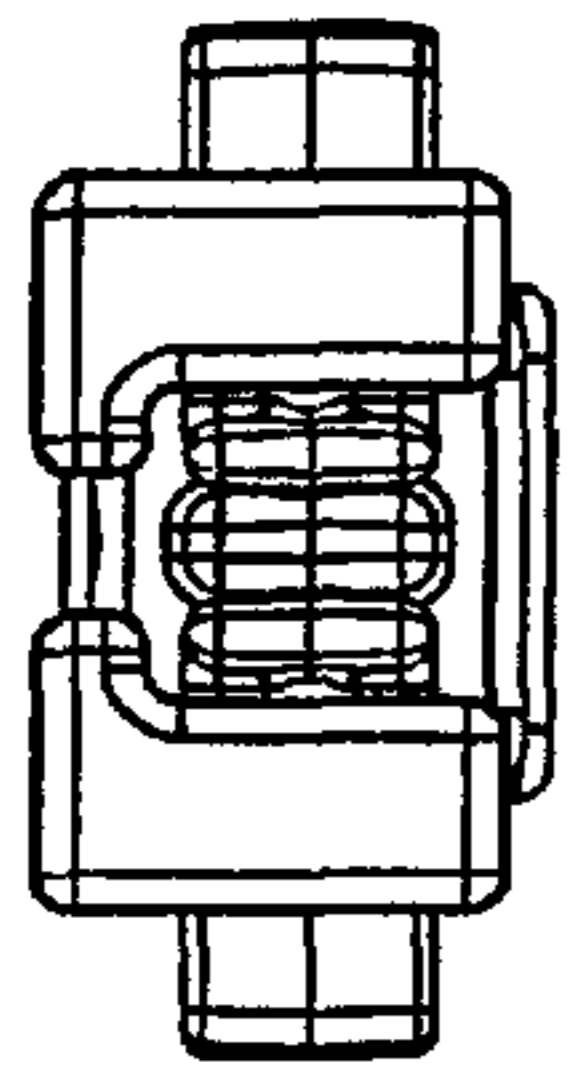


FIG. 1

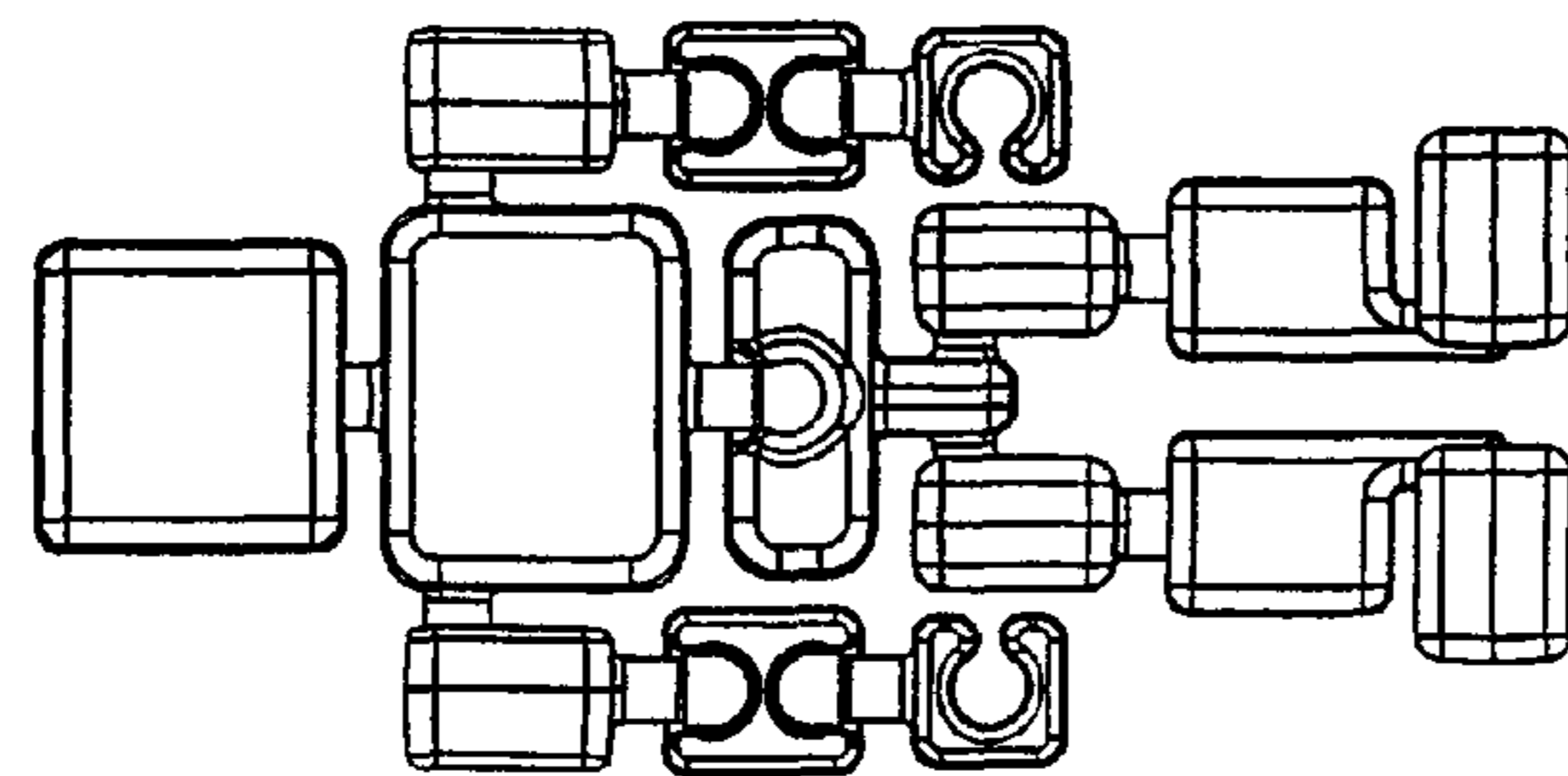


FIG. 2

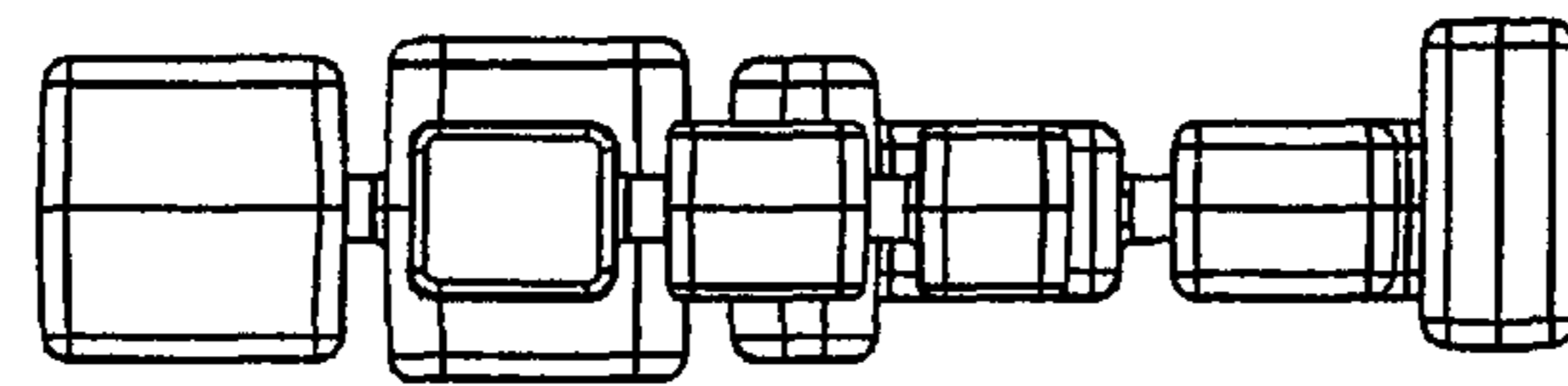


FIG. 3

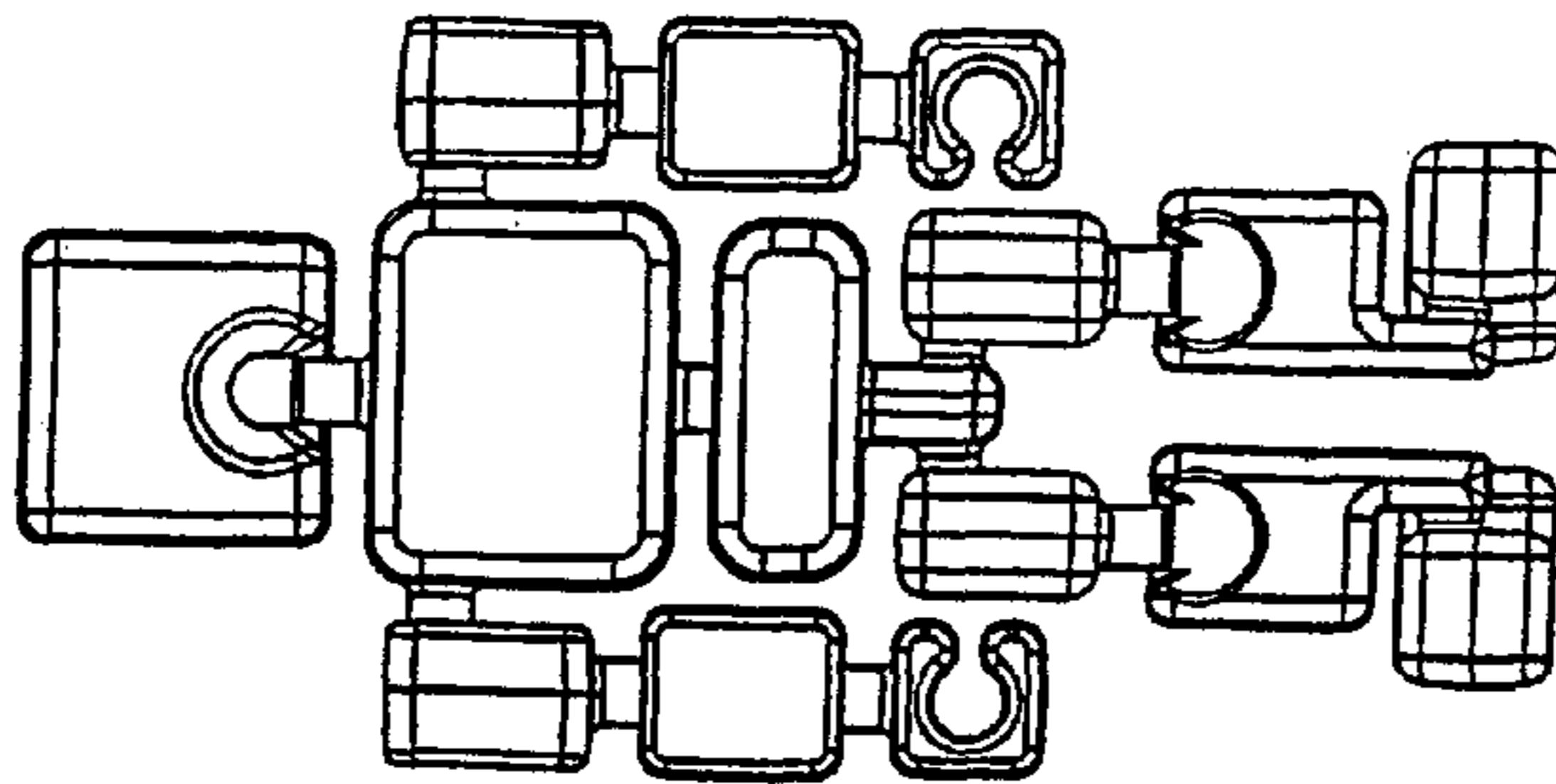


FIG. 4

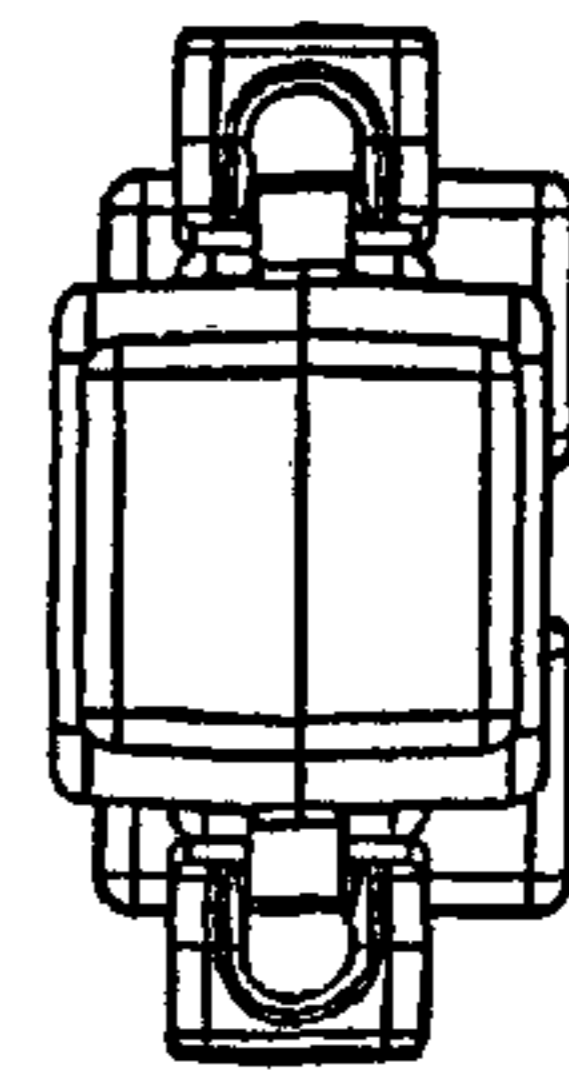


FIG. 5