

US00D536041S

(12) **United States Design Patent** (10) **Patent No.:** **US D536,041 S**
Luconi (45) **Date of Patent:** **** Jan. 30, 2007**

(54) **INFANT RATTLE**

(76) Inventor: **Gregg F. Luconi**, 275 E. Green St.,
#1360, Pasadena, CA (US) 91101

(**) Term: **14 Years**

(21) Appl. No.: **29/253,520**

(22) Filed: **Feb. 7, 2006**

(51) **LOC (8) Cl.** **21-01**

(52) **U.S. Cl.** **D21/408**

(58) **Field of Classification Search** D21/398,
D21/405-408, 659; D17/22, 99; 446/391,
446/395, 297, 397, 408, 418-422; 84/402-420
See application file for complete search history.

(56) **References Cited**

U.S. PATENT DOCUMENTS

3,621,606	A	*	11/1971	Potzurski	446/297
D265,749	S	*	8/1982	Nakao et al.	D21/408
D269,885	S	*	7/1983	Nakao et al.	D21/408
D352,952	S	*	11/1994	Huth, III	D17/22
D392,699	S	*	3/1998	Caldwell	D21/659
6,238,263	B1	*	5/2001	Bennett	446/330
D470,169	S	*	2/2003	Enhoffer et al.	D17/22
6,620,991	B1	*	9/2003	Honiball	84/402

* cited by examiner

Primary Examiner—Catherine Tuttle

(74) *Attorney, Agent, or Firm*—Michael Blaine Brooks,
P.C.; Michael B. Brooks; Rosemarie F. Jones

(57) **CLAIM**

The ornamental design for an infant rattle, as shown and described.

DESCRIPTION

FIG. 1 is a front view of an infant rattle showing my new design;

FIG. 2 is a back view thereof;

FIG. 3 is a right side elevational view thereof;

FIG. 4 is a left elevational view thereof;

FIG. 5 is a top plan view thereof, the bottom plan view being the same;

FIG. 6 is a bottom plan view of a second embodiment, which has the same front, back, side and top views as the first embodiment;

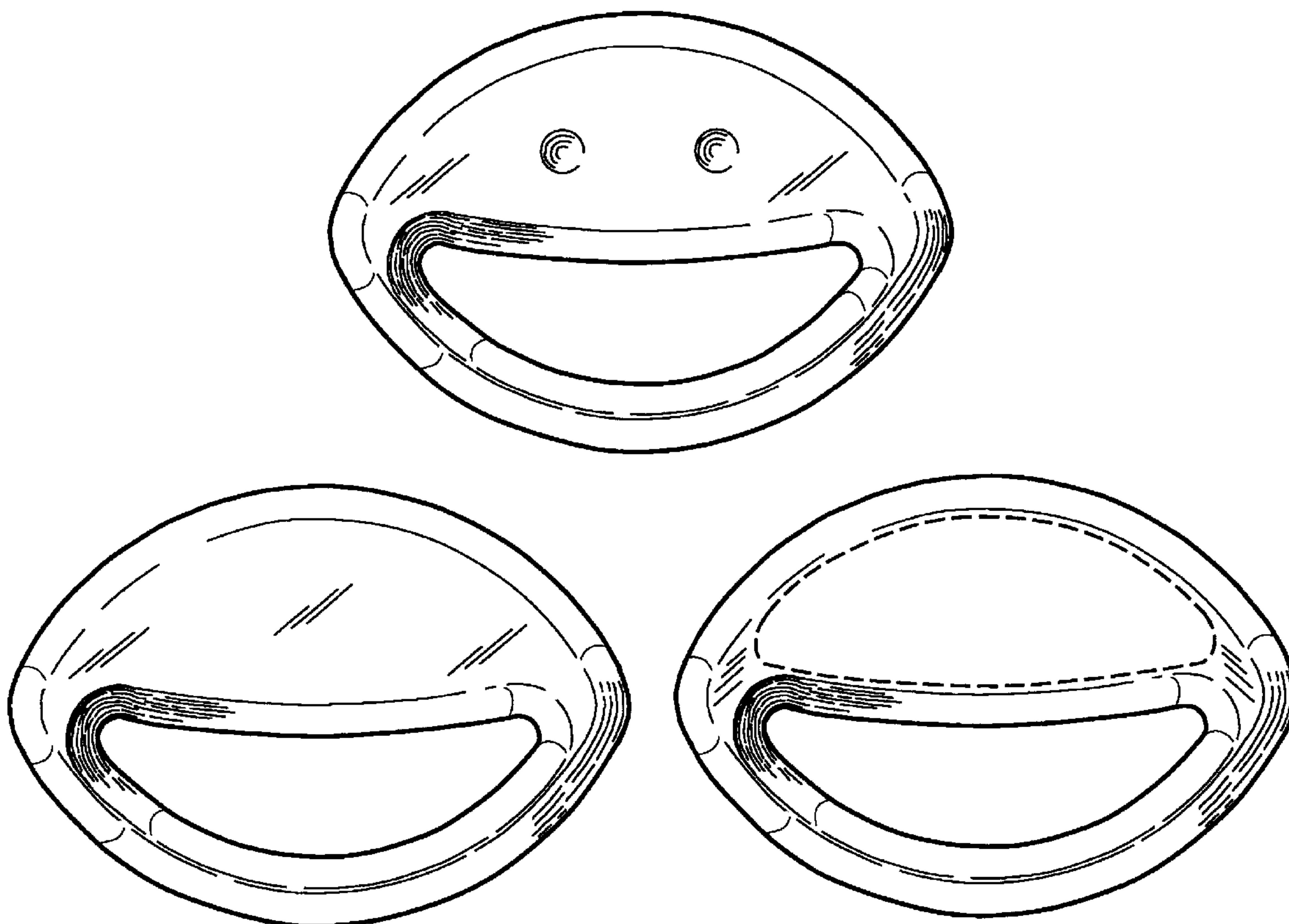
FIG. 7 is a bottom plan view of a third embodiment of the design, which has the same front, back, side and top views as the first embodiment;

FIG. 8 is a top, left and back perspective view of the first, second, and third embodiments; and

FIG. 9 is a top, left and front perspective view of the first, second, and third embodiments

The broken lines in FIG. 7 and the unshaded region therein are for illustrative purposes and form no part of the claimed design of the third embodiment.

1 Claim, 2 Drawing Sheets



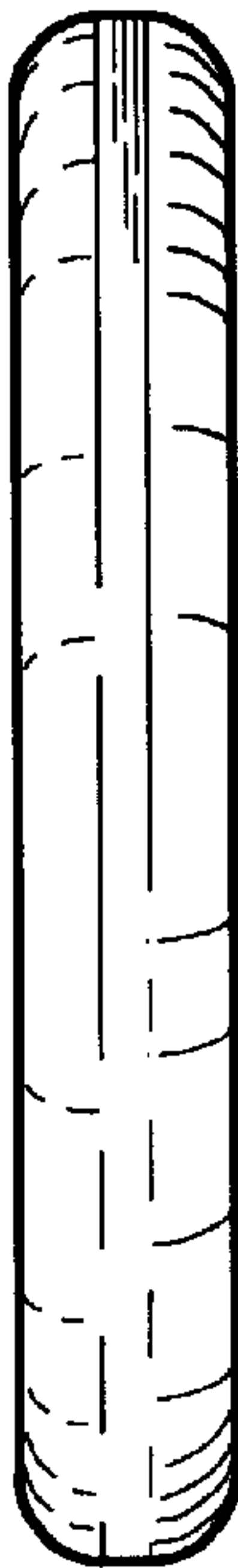


FIG. 2

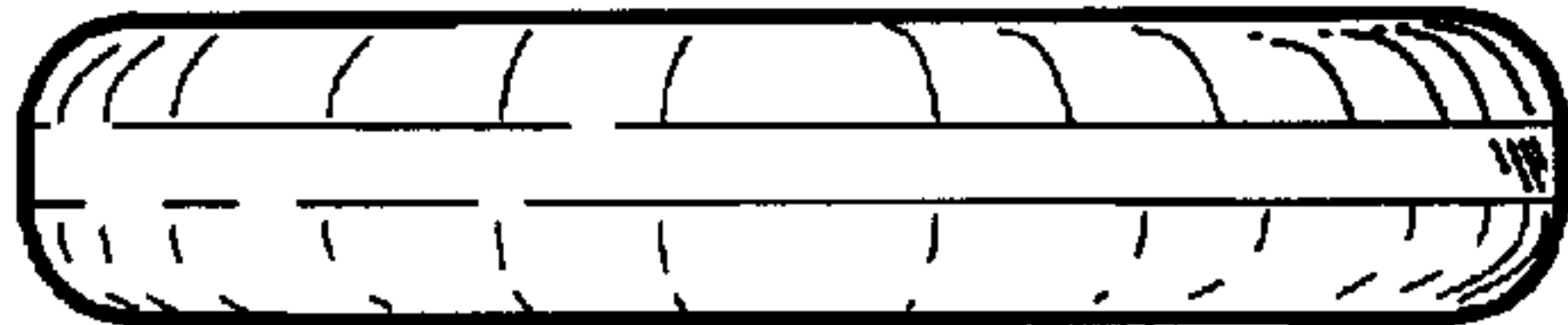


FIG. 3

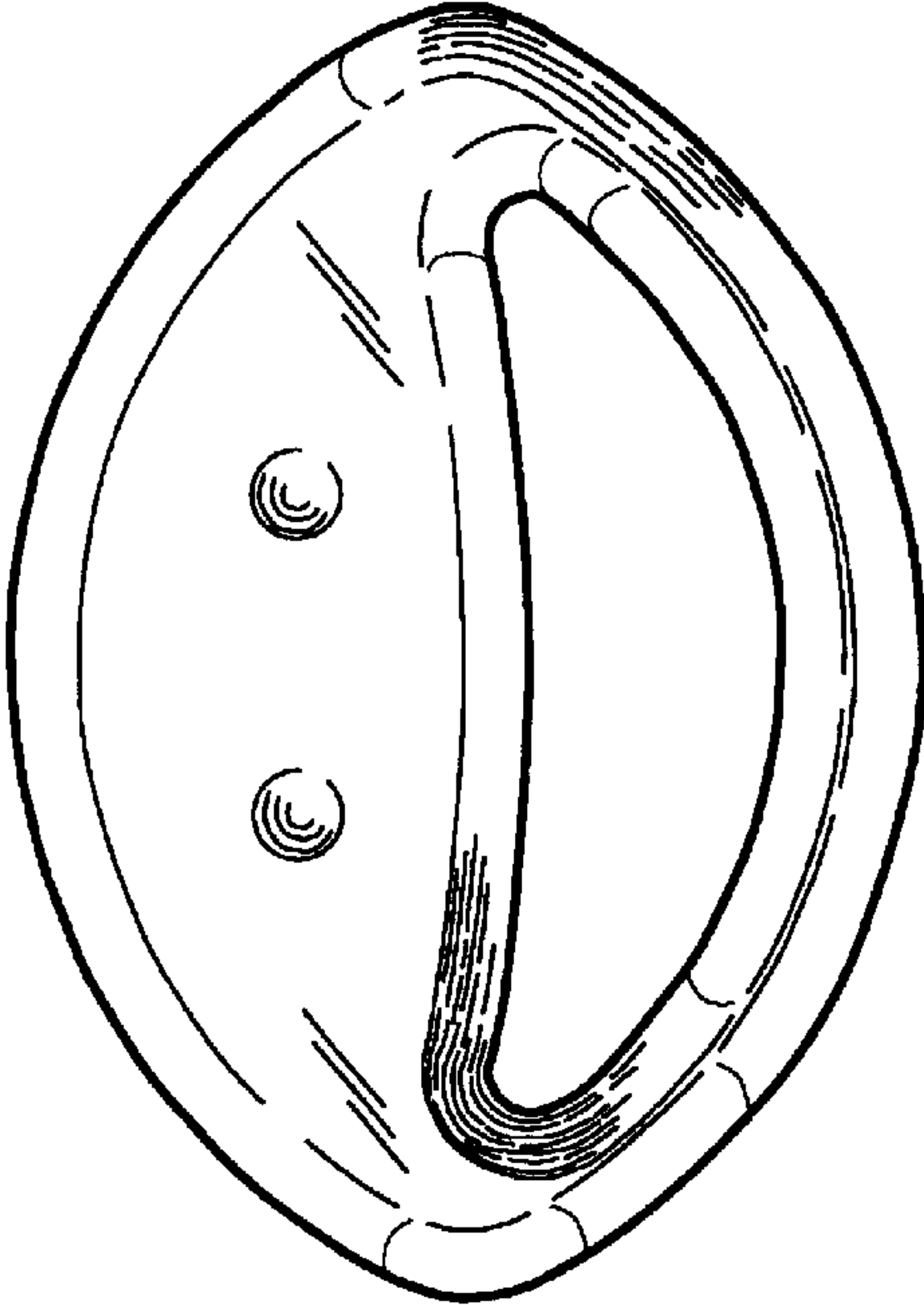


FIG. 5



FIG. 4




FIG. 1

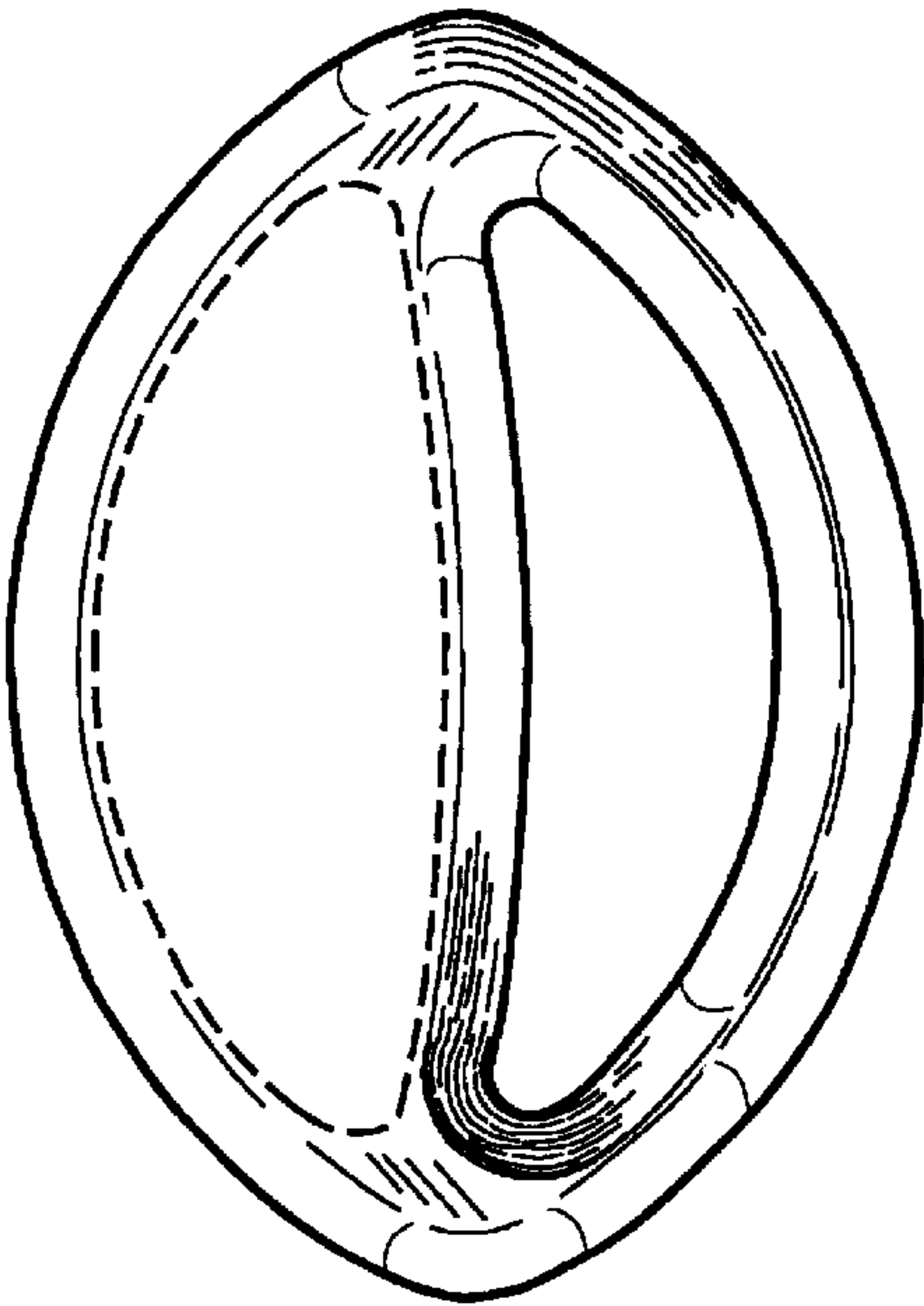


FIG. 6




FIG. 8

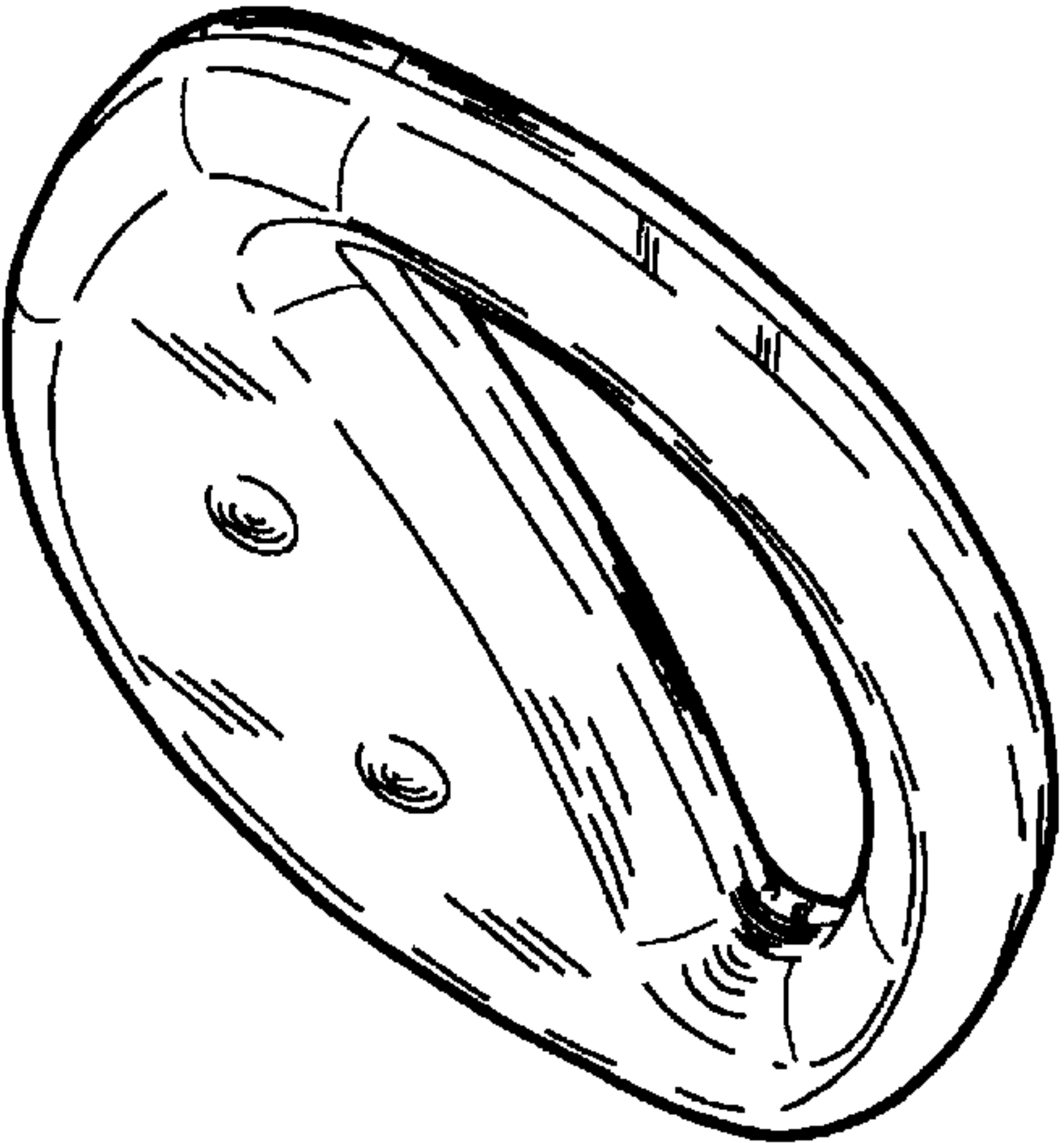


FIG. 9

FIG. 7