



US00D536036S

(12) **United States Design Patent**
White et al.

(10) **Patent No.:** **US D536,036 S**
(45) **Date of Patent:** **** Jan. 30, 2007**

(54) **DRY ERASE BOARD**

6,805,559 B2 * 10/2004 Mak 434/410

(75) Inventors: **John White**, Chicago, IL (US); **Kyle Brookshire**, Los Altos, CA (US)

* cited by examiner

(73) Assignee: **Sanford, L.P.**, Freeport, IL (US)

Primary Examiner—Elizabeth A. Albert

(**) Term: **14 Years**

(74) *Attorney, Agent, or Firm*—Marshall, Gerstein & Borun LLP

(21) Appl. No.: **29/234,153**

(57) **CLAIM**

(22) Filed: **Jul. 14, 2005**

The ornamental design for a dry erase board, as shown and described.

(51) **LOC (8) Cl.** **19-06**

DESCRIPTION

(52) **U.S. Cl.** **D19/52**

(58) **Field of Classification Search** D6/509;
D20/10; D19/36, 37, 52, 88, 91; 40/1, 606.1,
40/611.02; 248/441.1, 447.1; 312/230, 231;
428/81; 434/408–424

FIG. 1 is a perspective view showing our design for a dry erase board;

FIG. 2 is a top plan view of the dry erase board of FIG. 1;

FIG. 3 is a front view of the dry erase board of FIG. 1;

FIG. 4 is a bottom plan view of the dry erase board of FIG. 1; and,

FIG. 5 is a side view of the dry erase board of FIG. 1, the opposite side being a mirror image thereof.

See application file for complete search history.

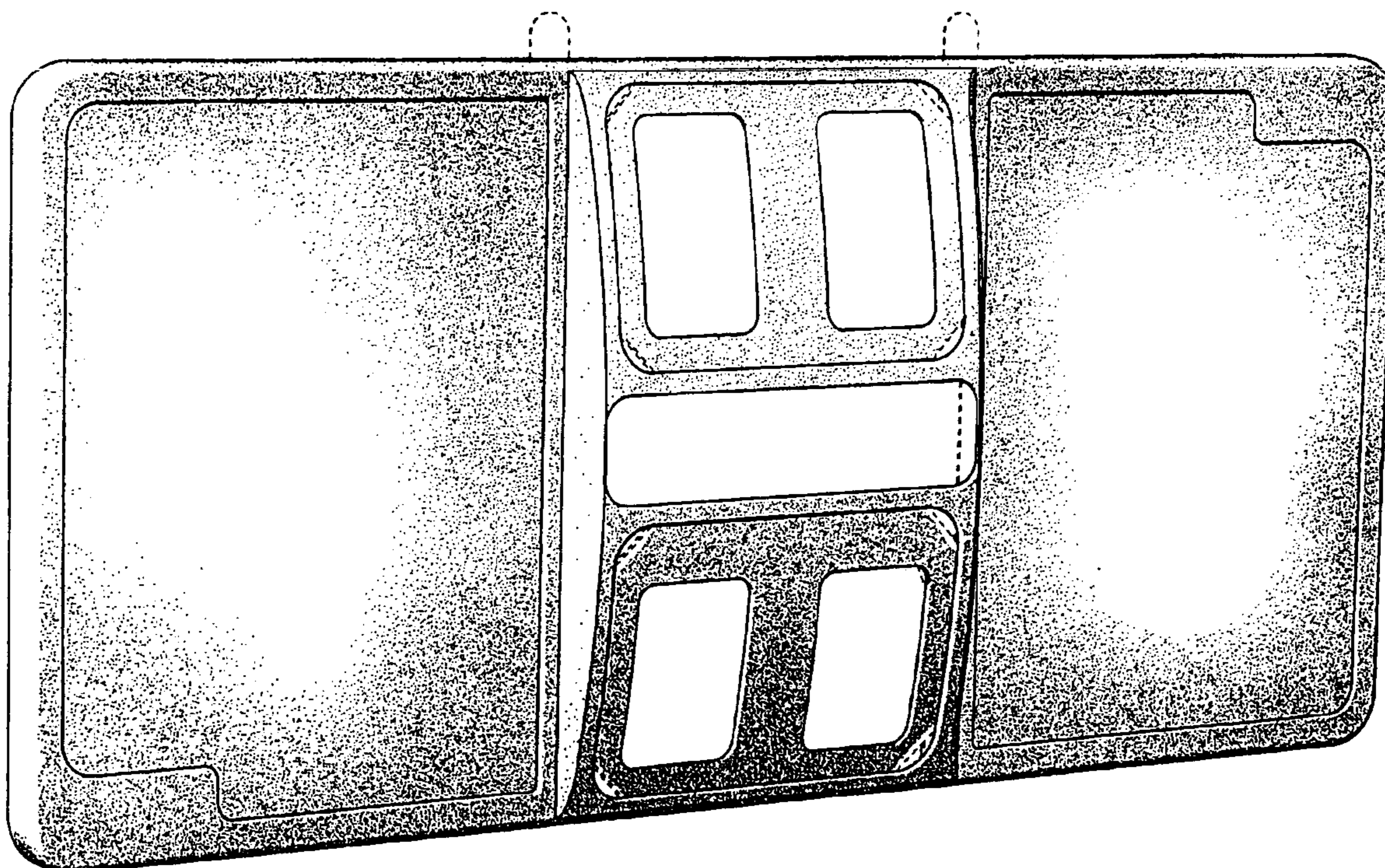
The dashed lines are for illustrative purposes only and form no part of the claimed design.

(56) **References Cited**

U.S. PATENT DOCUMENTS

D228,061 S * 8/1973 Pressman D8/350
D396,959 S * 8/1998 Wolff D6/301

1 Claim, 3 Drawing Sheets



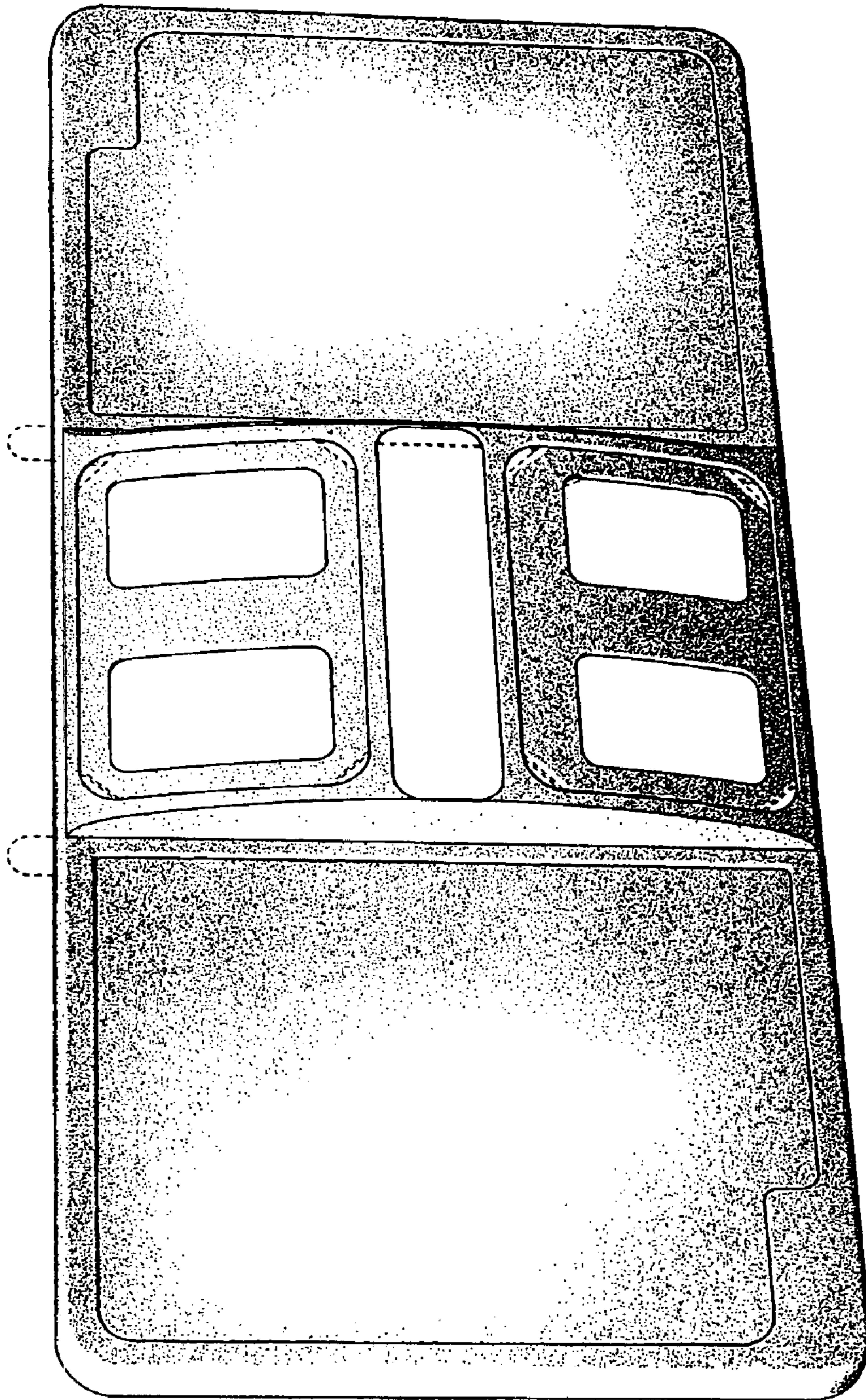


FIG. 1

FIG. 2



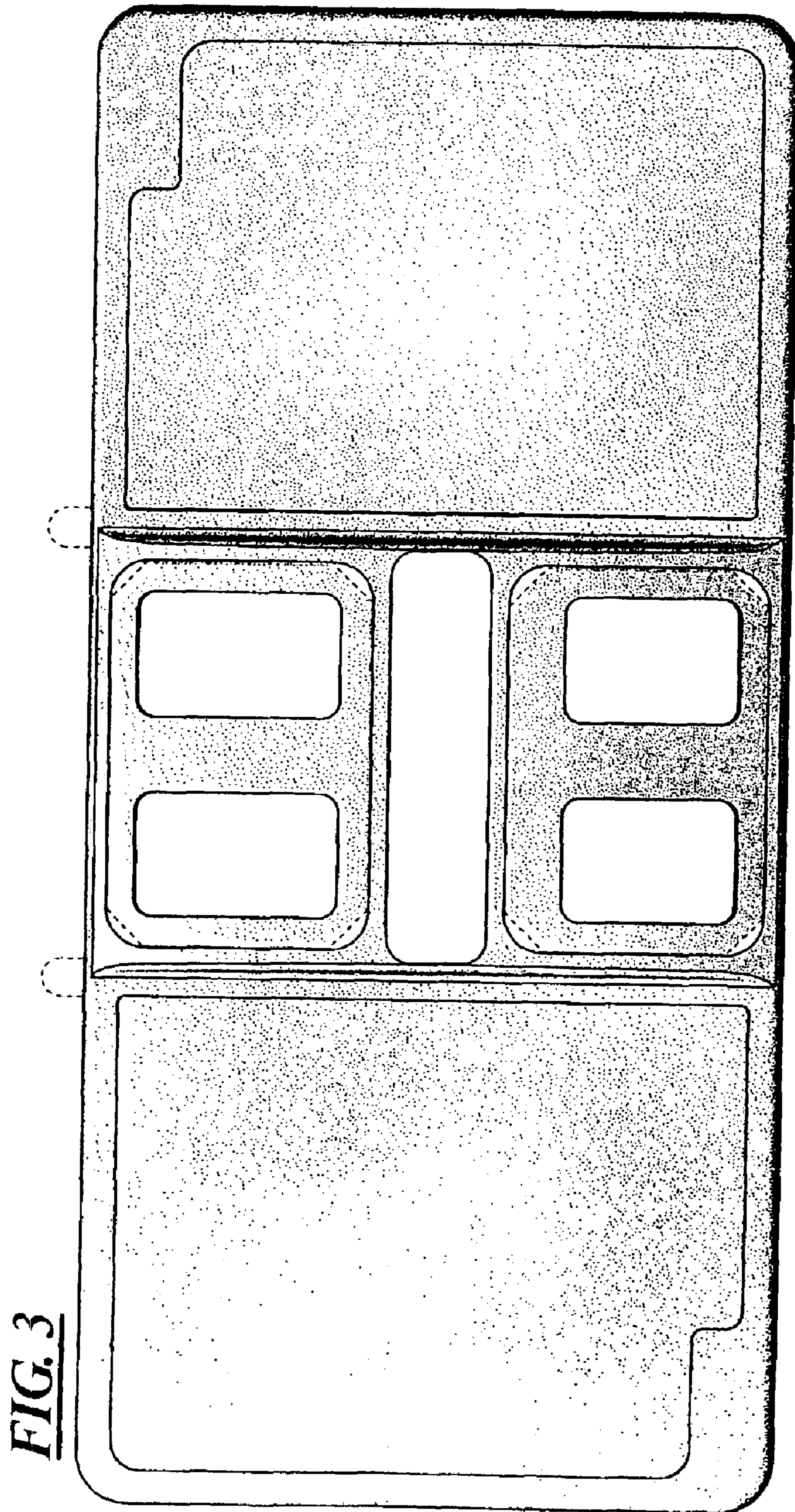


FIG. 3

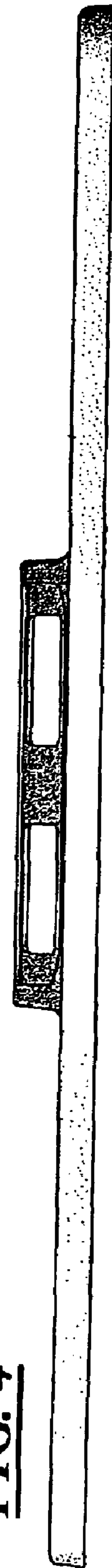


FIG. 4

FIG. 5

