

US00D536035S

(12) **United States Design Patent**
Cetera

(10) **Patent No.:** **US D536,035 S**

(45) **Date of Patent:** **** Jan. 30, 2007**

- (54) **PEN**
- (75) **Inventor:** **Carl Cetera**, Tenafly, NJ (US)
- (73) **Assignee:** **Cotapaxi Custom Design and Manufacturing LLC**, Carlstadt, NJ (US)
- (**) **Term:** **14 Years**
- (21) **Appl. No.:** **29/231,444**
- (22) **Filed:** **Jun. 2, 2005**
- (51) **LOC (8) Cl.** **19-06**
- (52) **U.S. Cl.** **D19/51**
- (58) **Field of Classification Search** D19/36, D19/37, 41-51, 54-57; 24/11 R, 11 F, 11 P; 401/52, 99, 100, 104, 105, 106, 107, 108, 401/109, 192, 195, 243-247
See application file for complete search history.

- D441,793 S * 5/2001 Takemura D19/51
- D450,347 S * 11/2001 Keda D19/51
- D452,274 S * 12/2001 Keda D19/51
- D456,842 S * 5/2002 Ono D19/36
- D476,033 S * 6/2003 Bain D19/51
- D482,725 S * 11/2003 Takemura D19/43
- D483,784 S * 12/2003 Ting D16/208
- D497,180 S * 10/2004 Cetera D19/36
- D526,020 S * 8/2006 Cetera D19/47

* cited by examiner

Primary Examiner—Elizabeth A. Albert

(74) *Attorney, Agent, or Firm*—The Soni Law Firm

(57) **CLAIM**

The ornamental design for a pen, as shown and described.

DESCRIPTION

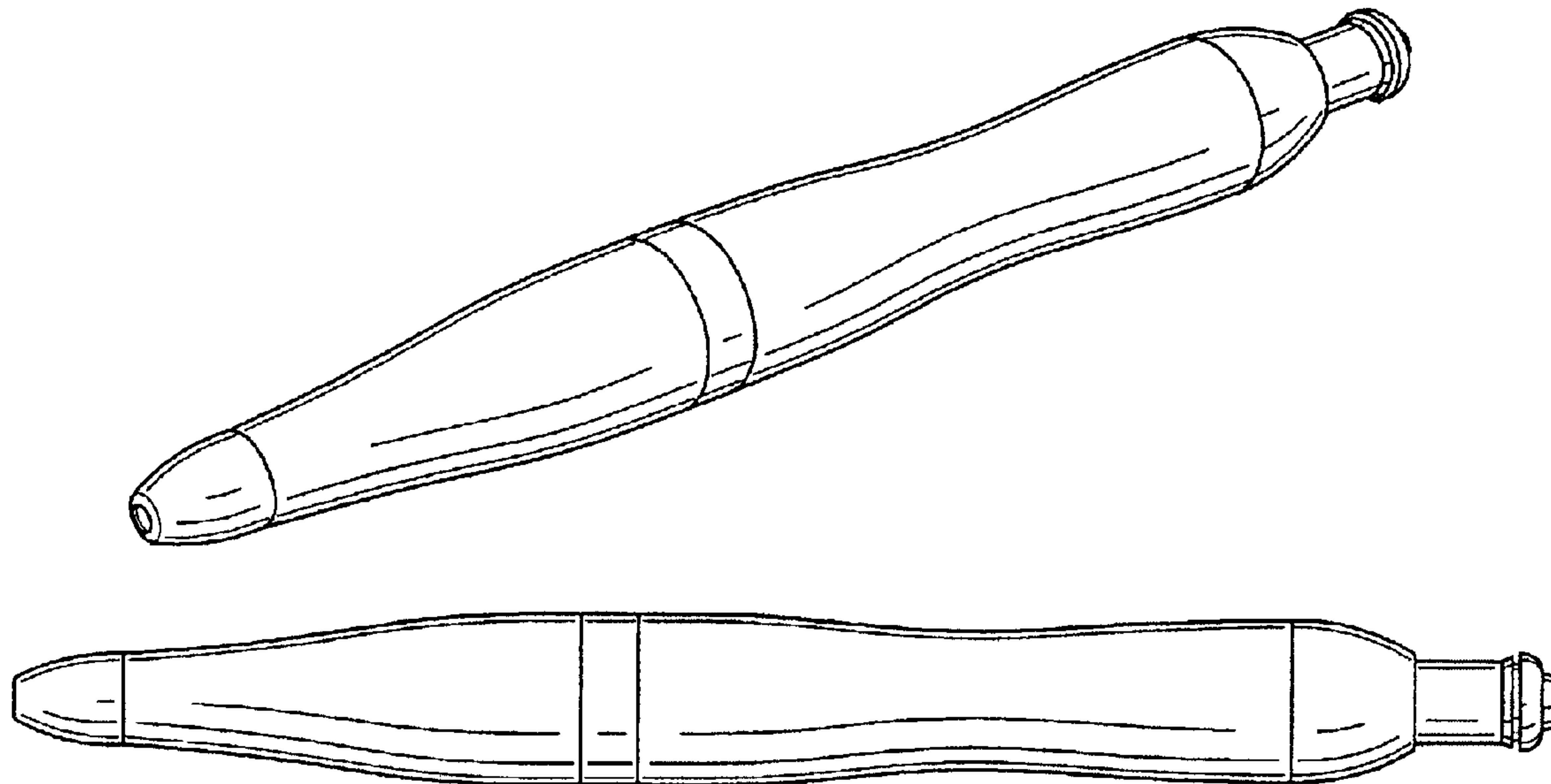
FIG. 1 is a bottom front perspective view of a pen showing my new design;
FIG. 2 is a side elevation view of the pen of FIG. 1;
FIG. 3 is a bottom plan view of the pen of FIG. 1; and,
FIG. 4 is a top plan view of the pen of FIG. 1.

(56) **References Cited**

U.S. PATENT DOCUMENTS

- D377,051 S * 12/1996 Takemura D19/51

1 Claim, 1 Drawing Sheet



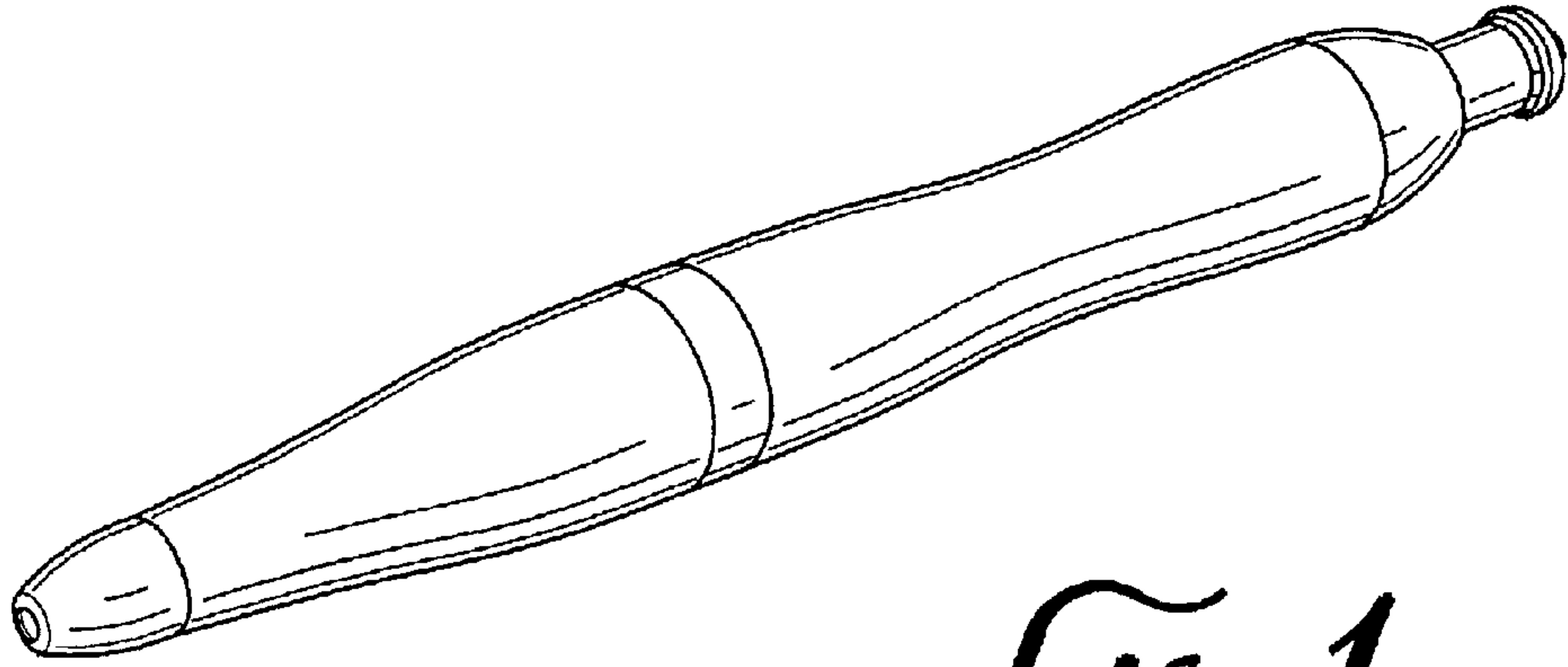


FIG. 1




FIG. 2

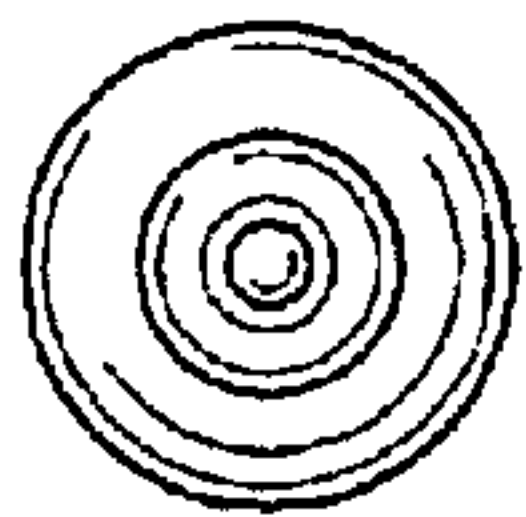


FIG. 3

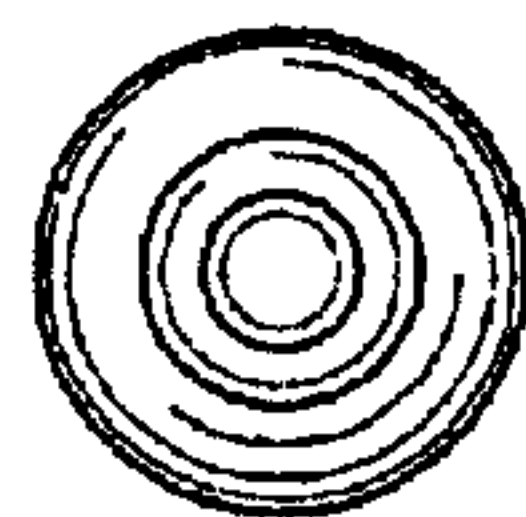


FIG. 4