



US00D536027S

(12) **United States Design Patent**
Paulson

(10) **Patent No.:** **US D536,027 S**

(45) **Date of Patent:** **** Jan. 30, 2007**

(54) **EYEGLASSES**

(76) **Inventor:** **Roy Paulson**, 46752 Rainbow Canyon Rd., Temecula, CA (US) 92592

(**) **Term:** **14 Years**

(21) **Appl. No.:** **29/241,382**

(22) **Filed:** **Oct. 25, 2005**

(51) **LOC (8) Cl.** **16-06**

(52) **U.S. Cl.** **D16/326; D16/335**

(58) **Field of Classification Search** D16/300-330, D16/101, 332-338; D29/109-110; D24/110.2; 351/41, 44, 51-52, 62, 158, 92, 103-111, 351/130, 61, 114-119, 121-123; 2/426-432, 2/447-449, 441, 434-437

See application file for complete search history.

(56) **References Cited**

U.S. PATENT DOCUMENTS

D158,963 S	*	6/1950	Jonassen	D16/326
D192,885 S	*	5/1962	Petitto	D16/329
D210,698 S	*	4/1968	Simon	D16/326
D390,864 S	*	2/1998	Mage	D16/321
D399,238 S	*	10/1998	Simioni	D16/326
D409,222 S	*	5/1999	Raub	D16/326

D427,622 S	*	7/2000	Conway	D16/326
D432,157 S	*	10/2000	Simioni et al.	D16/335
D488,499 S	*	4/2004	Mage	D16/326
D500,781 S	*	1/2005	Mage	D16/335
D514,615 S	*	2/2006	Mangum	D16/321

* cited by examiner

Primary Examiner—Raphael Barkai

(74) *Attorney, Agent, or Firm*—Donn K. Harms

(57) **CLAIM**

The ornamental design for eyeglasses, as shown and described.

DESCRIPTION

FIG. 1 is a front perspective view of the eyeglasses of the present invention;

FIG. 2 is a left side elevational view of the eyeglasses of FIG. 1;

FIG. 3 is a right side elevational view of the eyeglasses of FIG. 1;


FIG. 4 is a rear elevational view of the eyeglasses of FIG. 1.

FIG. 5 is a bottom plan view of the eyeglasses of FIG. 1;

FIG. 6 is a front elevational view of the eyeglasses of FIG. 1; and,

FIG. 7 is a top plan view of the eyeglasses of FIG. 1.

1 Claim, 4 Drawing Sheets



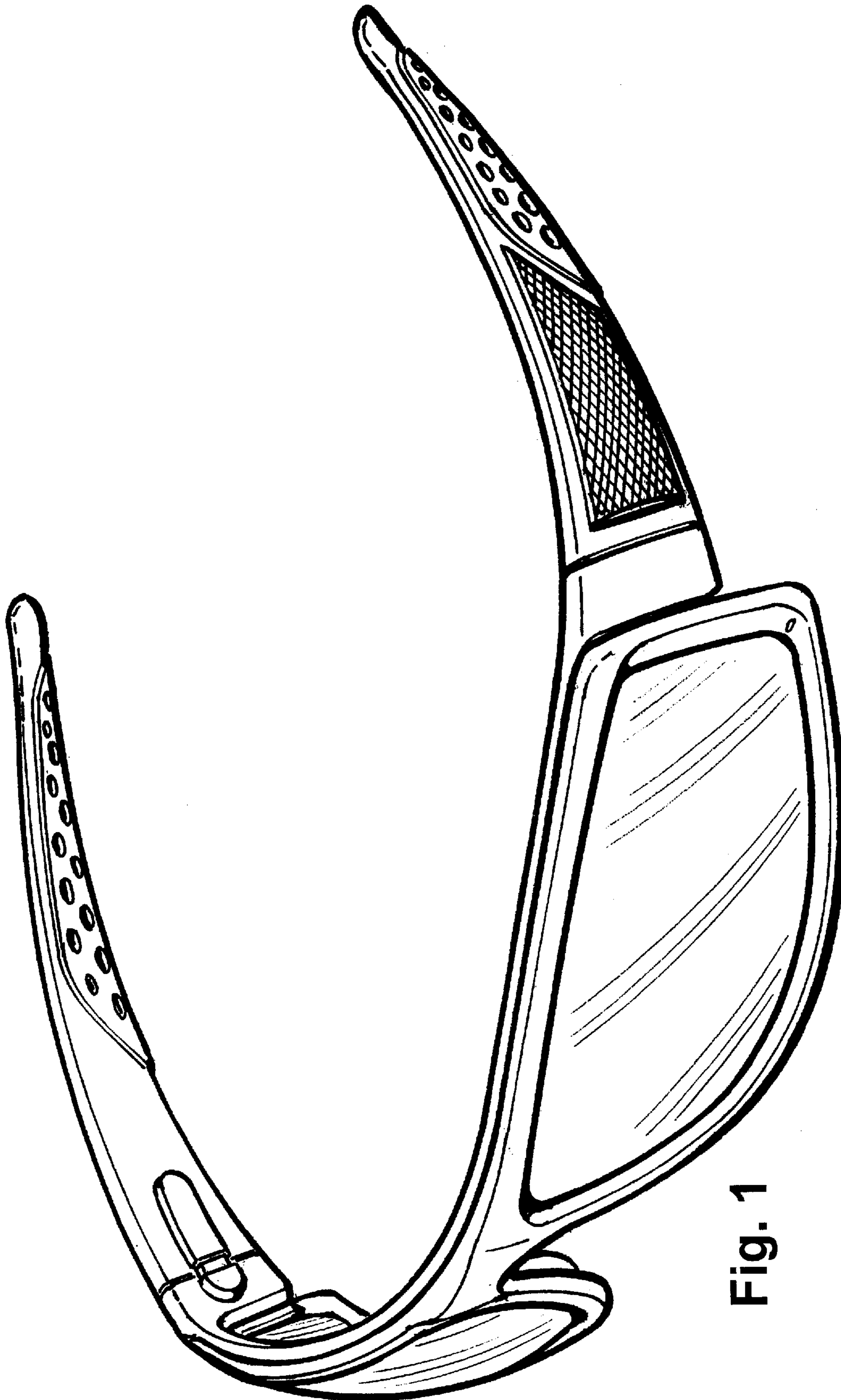


Fig. 1

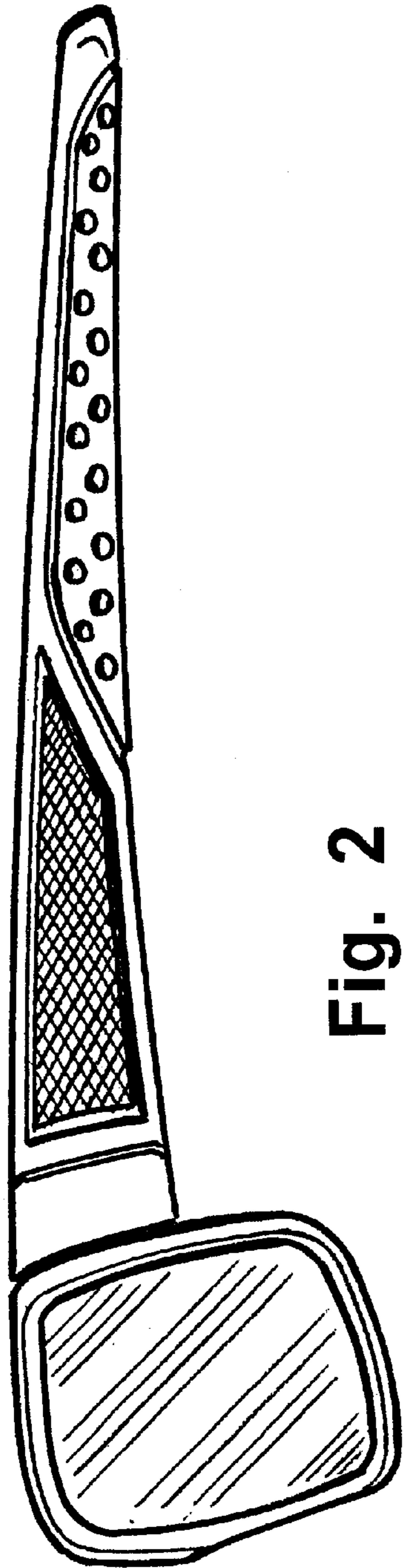


Fig. 2

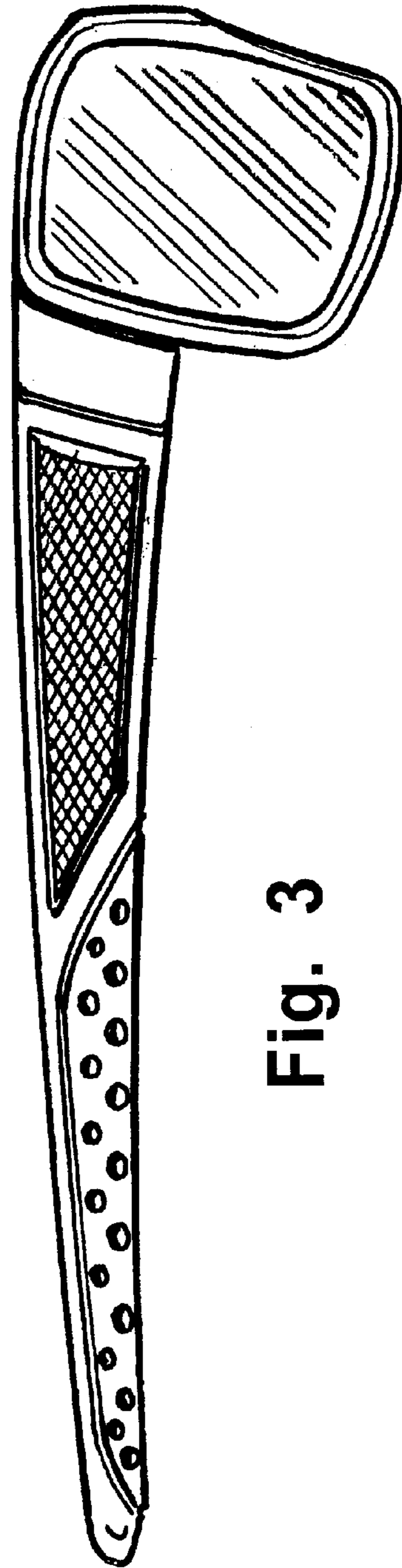


Fig. 3




Fig. 4

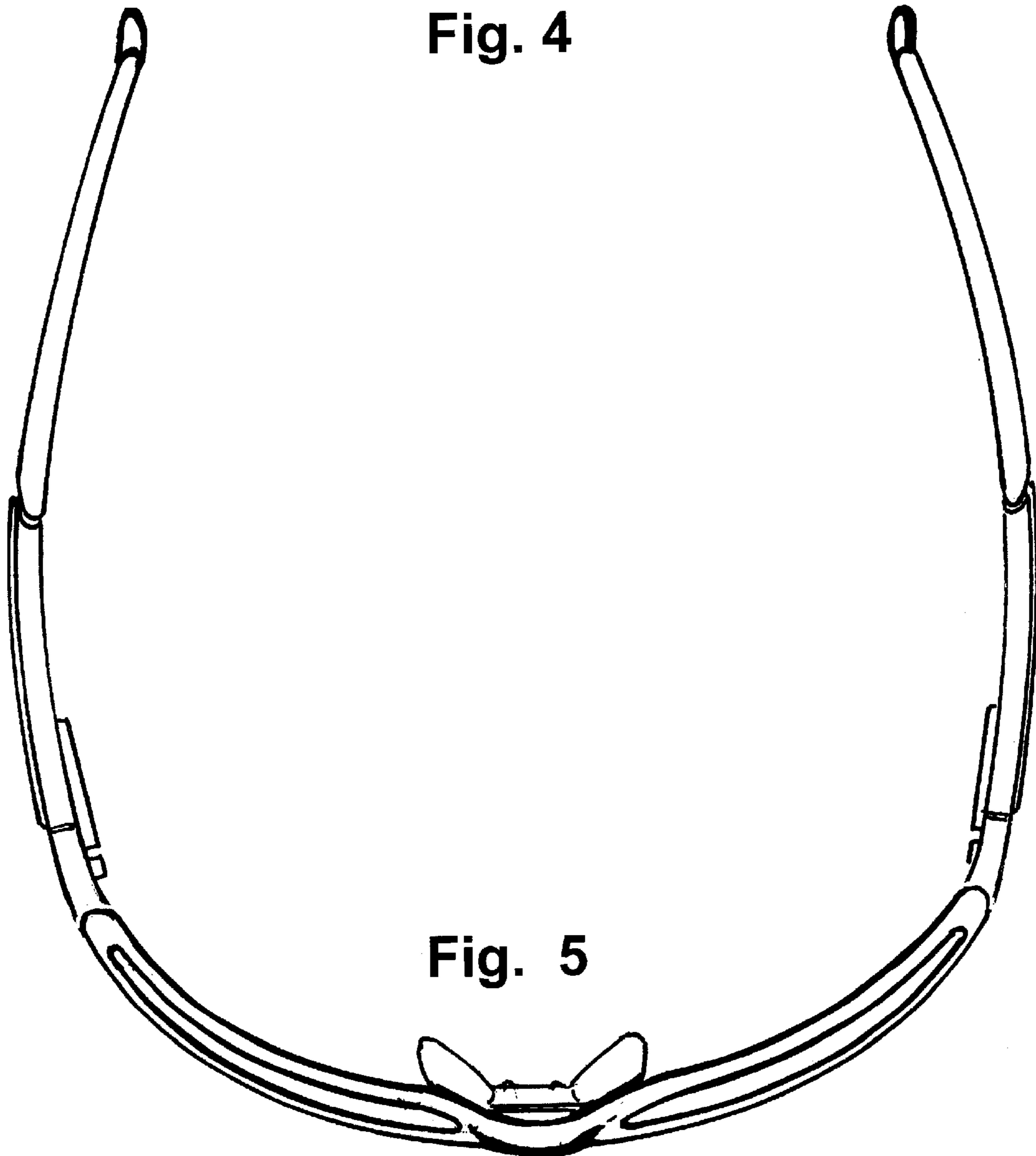


Fig. 5




Fig. 6

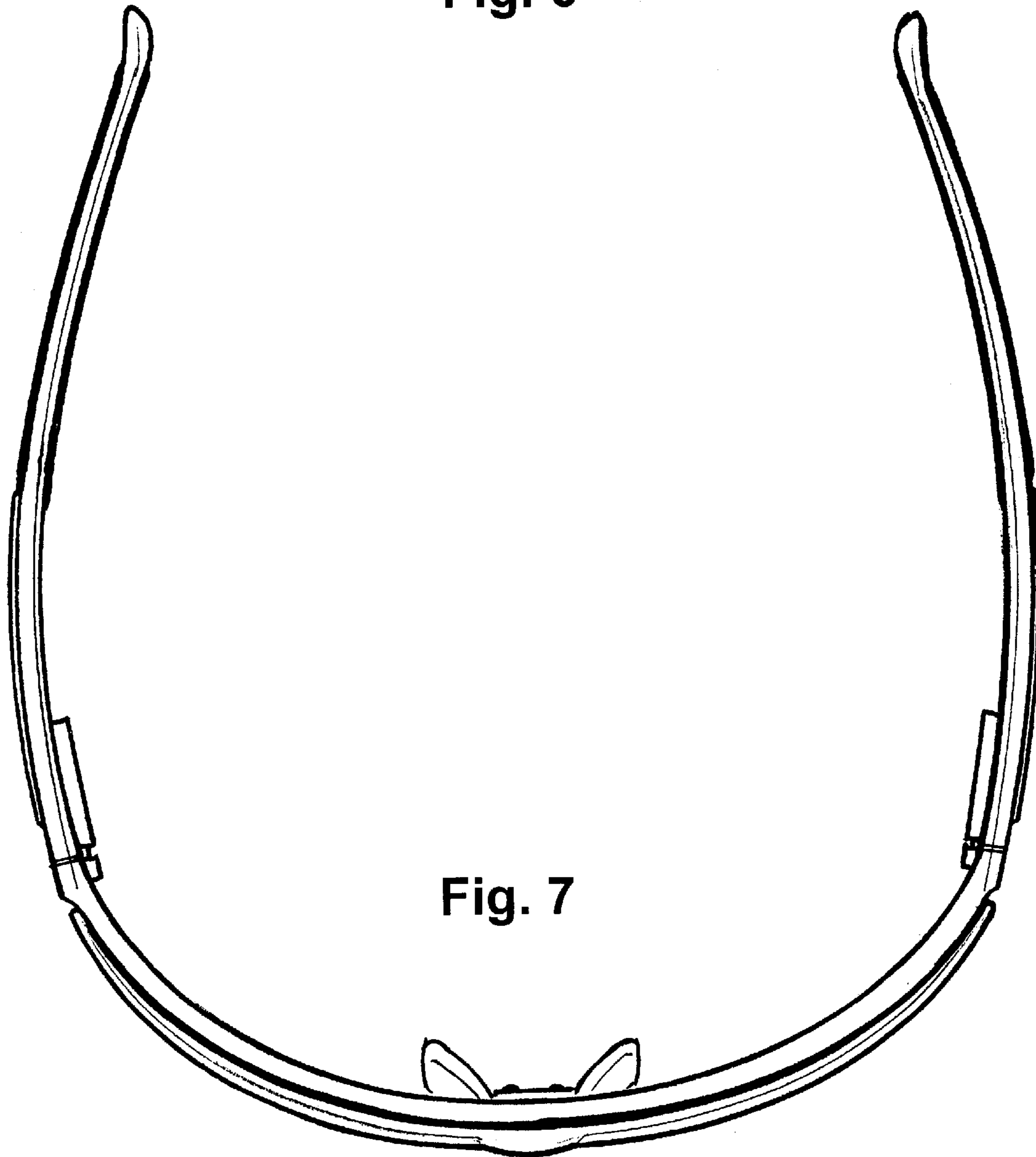


Fig. 7