



US00D536026S

(12) **United States Design Patent**
Bruck

(10) **Patent No.:** **US D536,026 S**

(45) **Date of Patent:** **** Jan. 30, 2007**

(54) **INDUSTRIAL SAFETY GLASSES**

(75) Inventor: **Stefan Bruck**, Nuremberg (DE)

(73) Assignee: **Uvex Arbeitsschutz GmbH**, Furth (DE)

(**) Term: **14 Years**

(21) Appl. No.: **29/240,963**

(22) Filed: **Oct. 21, 2005**

(30) **Foreign Application Priority Data**

Sep. 19, 2005 (EP) 000402532-0002

Sep. 19, 2005 (EP) 000402532-0001

(51) **LOC (8) Cl.** **16-06**

(52) **U.S. Cl.** **D16/326; D16/335**

(58) **Field of Classification Search** D16/300-330,
D16/101, 332-338; D29/109-110; D24/110.2;
351/41, 44, 51-52, 62, 158, 92, 103-111,
351/130, 61, 114-119, 121-123; 2/426-432,
2/447-449, 441, 436, 434-437

See application file for complete search history.

(56) **References Cited**

U.S. PATENT DOCUMENTS

D389,168 S * 1/1998 Mage D16/335

D407,429 S * 3/1999 Meschter et al. D16/326

D420,037 S * 2/2000 Conway D16/326

D429,755 S * 8/2000 Markovitz et al. D16/326

D449,640 S * 10/2001 Grundy D16/321

D481,063 S * 10/2003 Lane D16/326

D515,618 S * 2/2006 Stables D16/321

D524,354 S * 7/2006 Yang D16/320

D524,355 S * 7/2006 Chuang D16/326

D524,845 S * 7/2006 Hsu D16/335

D525,279 S * 7/2006 Yang D16/326

* cited by examiner

Primary Examiner—Raphael Barkai

(74) *Attorney, Agent, or Firm*—Browdy and Neimark,
PLLC

(57) **CLAIM**

The ornamental design for industrial safety glasses, as shown and described.

DESCRIPTION

FIG. 1 is a perspective view of industrial safety glasses, showing my new design;

FIG. 2 is an elevational view from behind;

FIG. 3 is a top plan view thereof;


FIG. 4 is a front elevational view thereof;

FIG. 5 is a left side elevational view thereof;

FIG. 6 is a right side elevational view thereof; and,

FIG. 7 is a bottom plan view thereof.

1 Claim, 5 Drawing Sheets



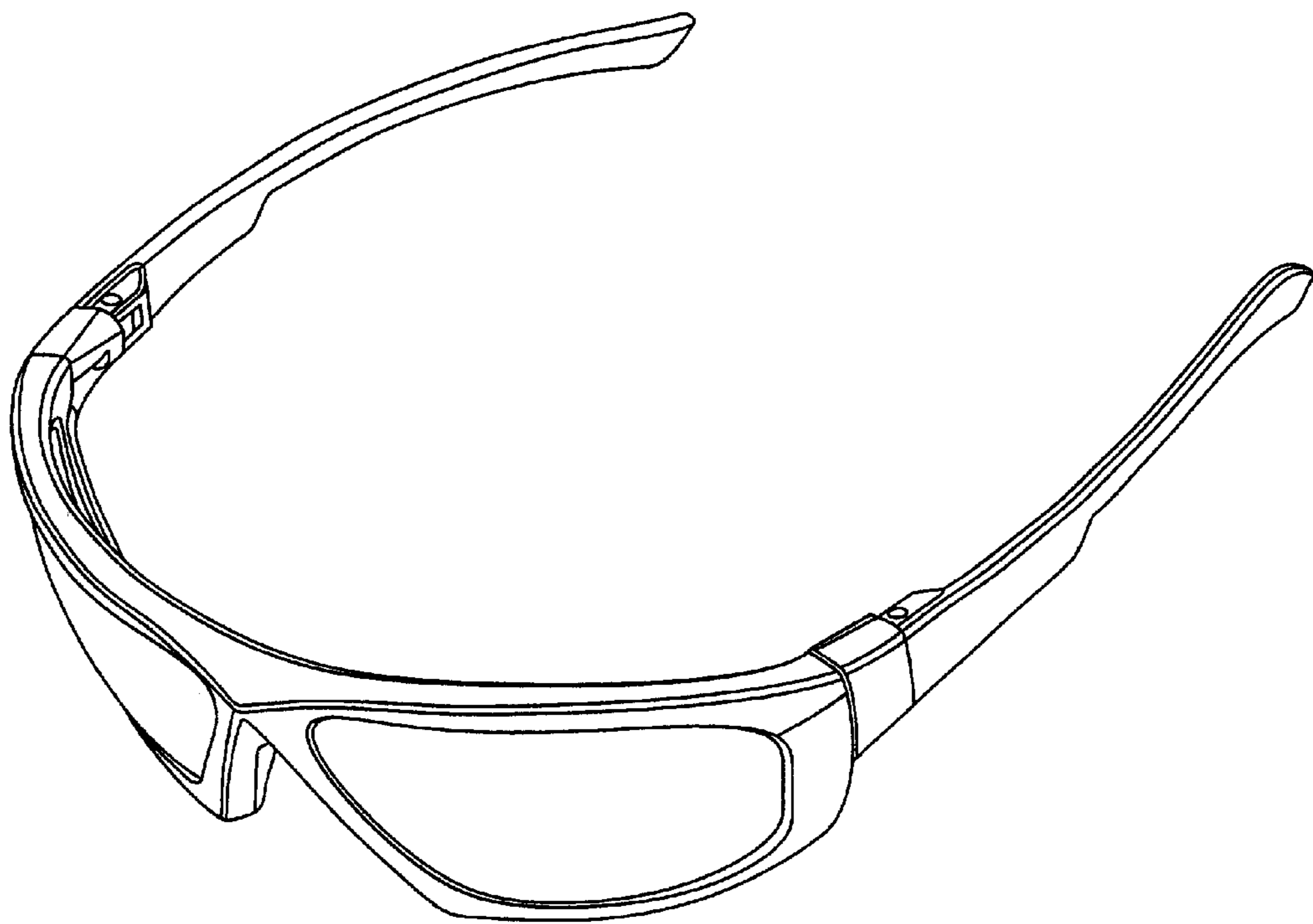


FIG. 1

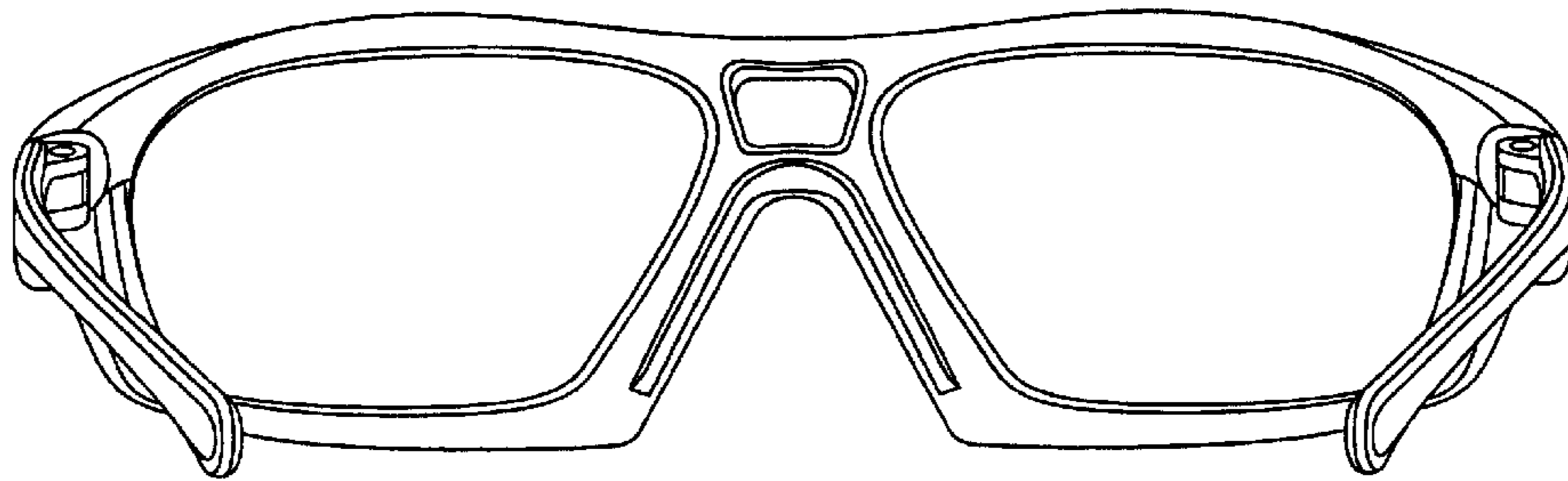


FIG. 2

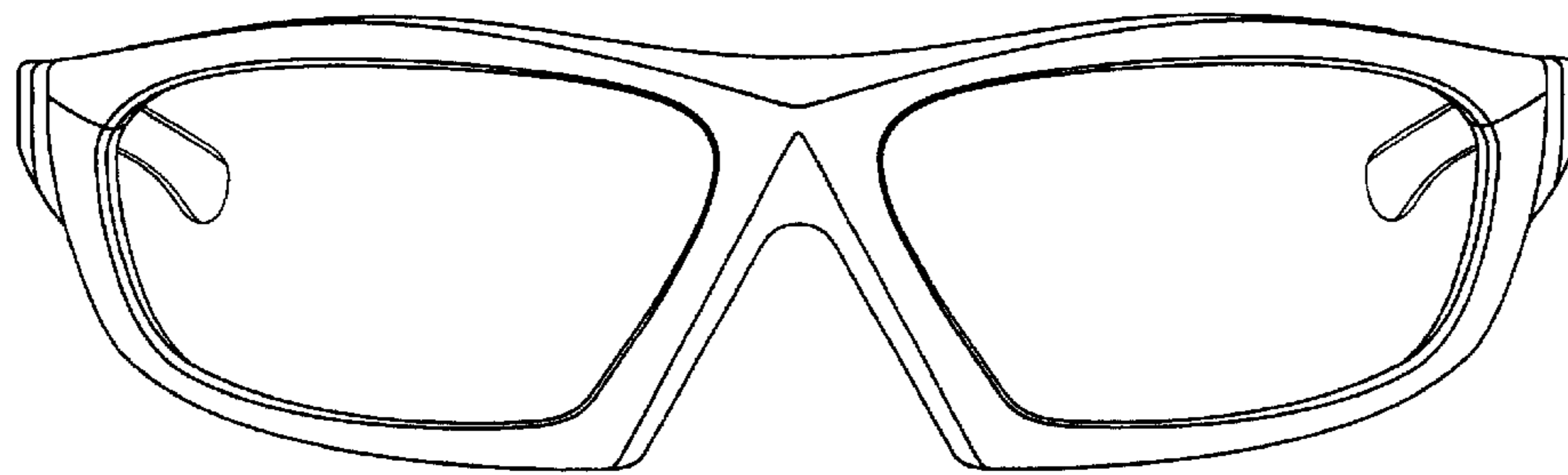


FIG. 4




FIG. 3

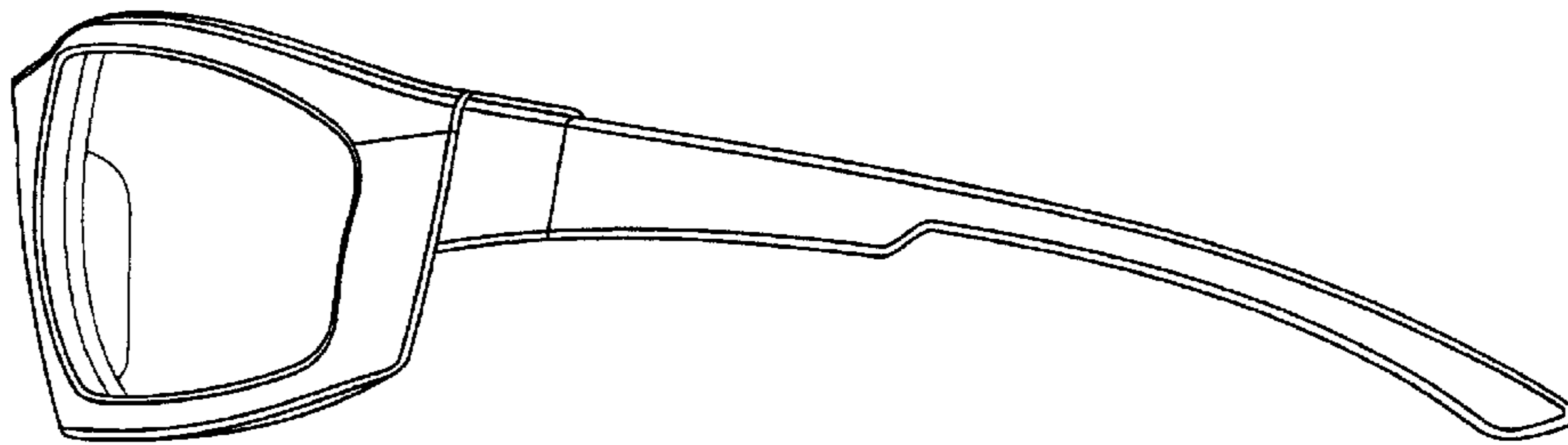


FIG. 5

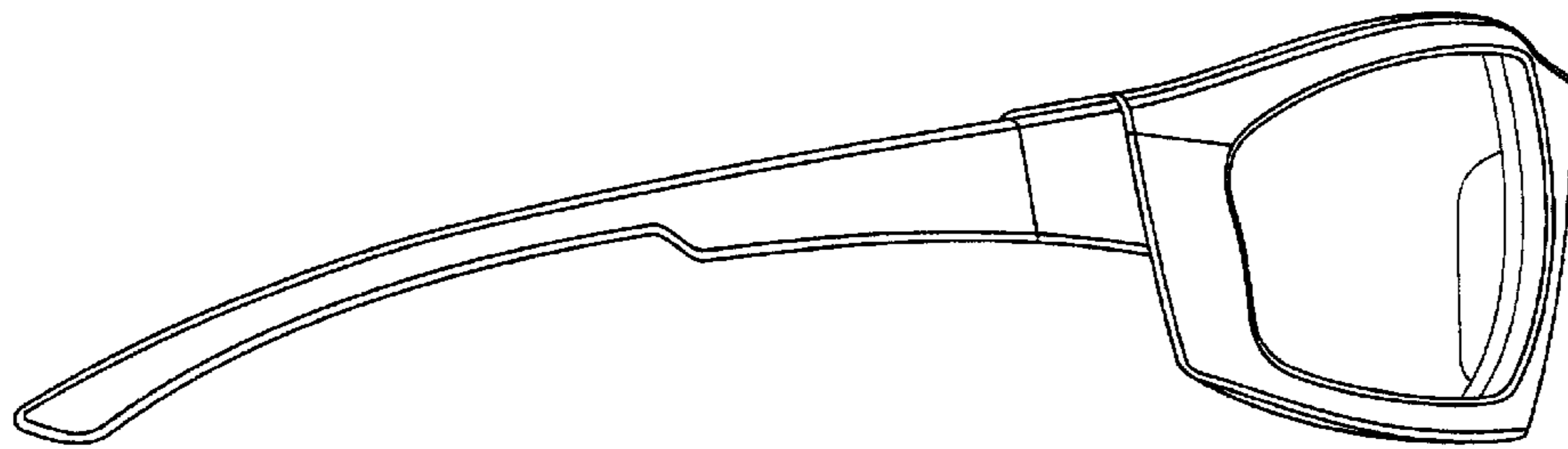


FIG. 6

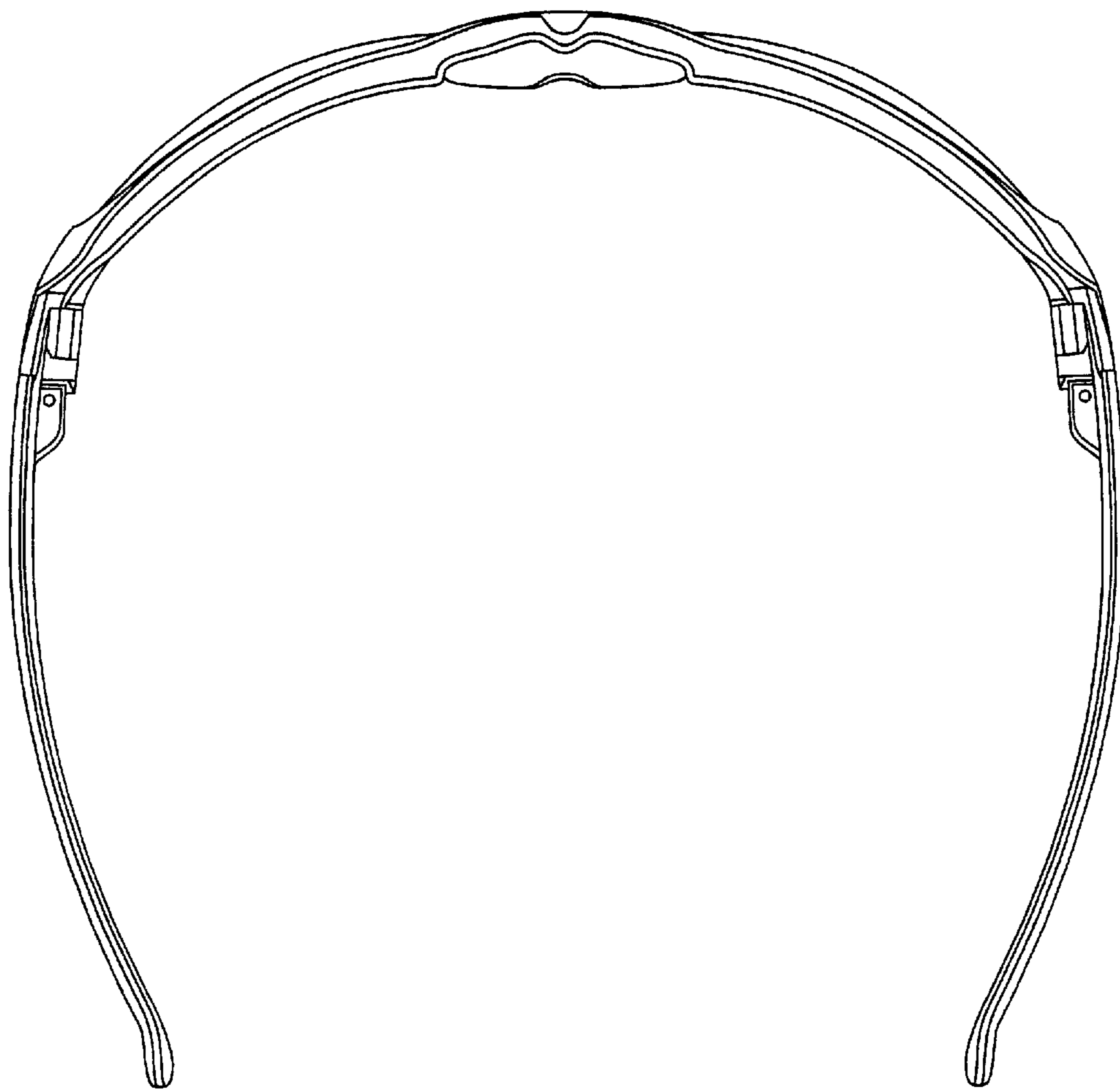


FIG. 7