



US00D535974S

(12) **United States Design Patent**  
**Alwicker et al.**

(10) **Patent No.:** **US D535,974 S**

(45) **Date of Patent:** **\*\* Jan. 30, 2007**

(54) **RECEIVER ASSEMBLY**

(75) Inventors: **Michael J. Alwicker**, Chicago, IL (US);  
**Scott E. Stropkay**, Carlisle, MA (US);  
**Gabor Zanoni**, Boston, MA (US)

(73) Assignee: **Shure Acquisition Holdings, Inc.**,  
Niles, IL (US)

(\*\*) **Term:** **14 Years**

(21) **Appl. No.:** **29/244,474**

(22) **Filed:** **Dec. 9, 2005**

(51) **LOC (8) Cl.** ..... **14-03**

(52) **U.S. Cl.** ..... **D14/188**

(58) **Field of Classification Search** ..... D14/188-198,  
D14/156, 157, 168, 169, 265, 137; 455/344-351,  
455/3.06; 370/464, 480, 493, 901, 916; 369/1-12;  
381/119-121

See application file for complete search history.

(56) **References Cited**

**U.S. PATENT DOCUMENTS**

5,109,539 A \* 4/1992 Inubushi et al. .... 455/575.1  
5,551,069 A \* 8/1996 Harrison et al. .... 455/575.6  
D379,627 S \* 6/1997 Takahashi ..... D14/171  
6,415,138 B2 \* 7/2002 Sirola et al. .... 455/90.1

D481,374 S \* 10/2003 Lee ..... D14/188  
D489,704 S \* 5/2004 Kim ..... D14/188  
D490,070 S \* 5/2004 Lee ..... D14/188  
6,769,603 B2 \* 8/2004 Nagai et al. .... 235/375  
D497,356 S \* 10/2004 Jerome ..... D14/197  
6,920,344 B2 \* 7/2005 Jang ..... 455/575.5  
6,975,842 B2 \* 12/2005 Chen ..... 455/90.3  
D523,414 S \* 6/2006 Kobayashi ..... D14/188

\* cited by examiner

*Primary Examiner*—Prabhakar Deshmukh

(74) *Attorney, Agent, or Firm*—Banner & Witcoff, Ltd.

(57) **CLAIM**

The ornamental design for a receiver assembly, as shown and described.

**DESCRIPTION**

FIG. 1 is a front perspective view of a receiver assembly showing our new design;

FIG. 2 is a front view thereof;

FIG. 3 is a left side view thereof;

FIG. 4 is a right side view thereof;

FIG. 5 is a rear view thereof;

FIG. 6 is a top view thereof; and,

FIG. 7 is a bottom view thereof.

**1 Claim, 3 Drawing Sheets**

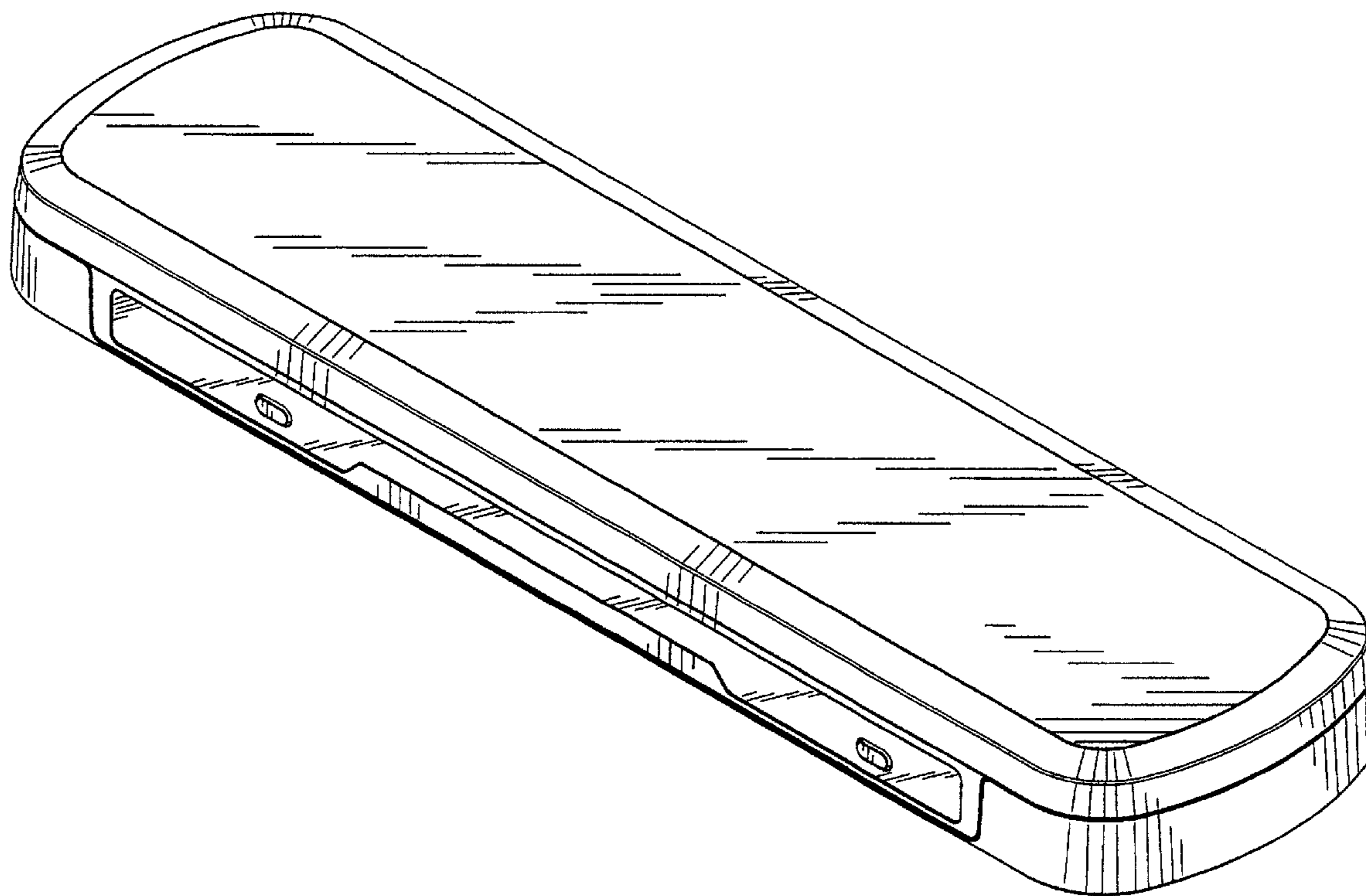


Fig. 1

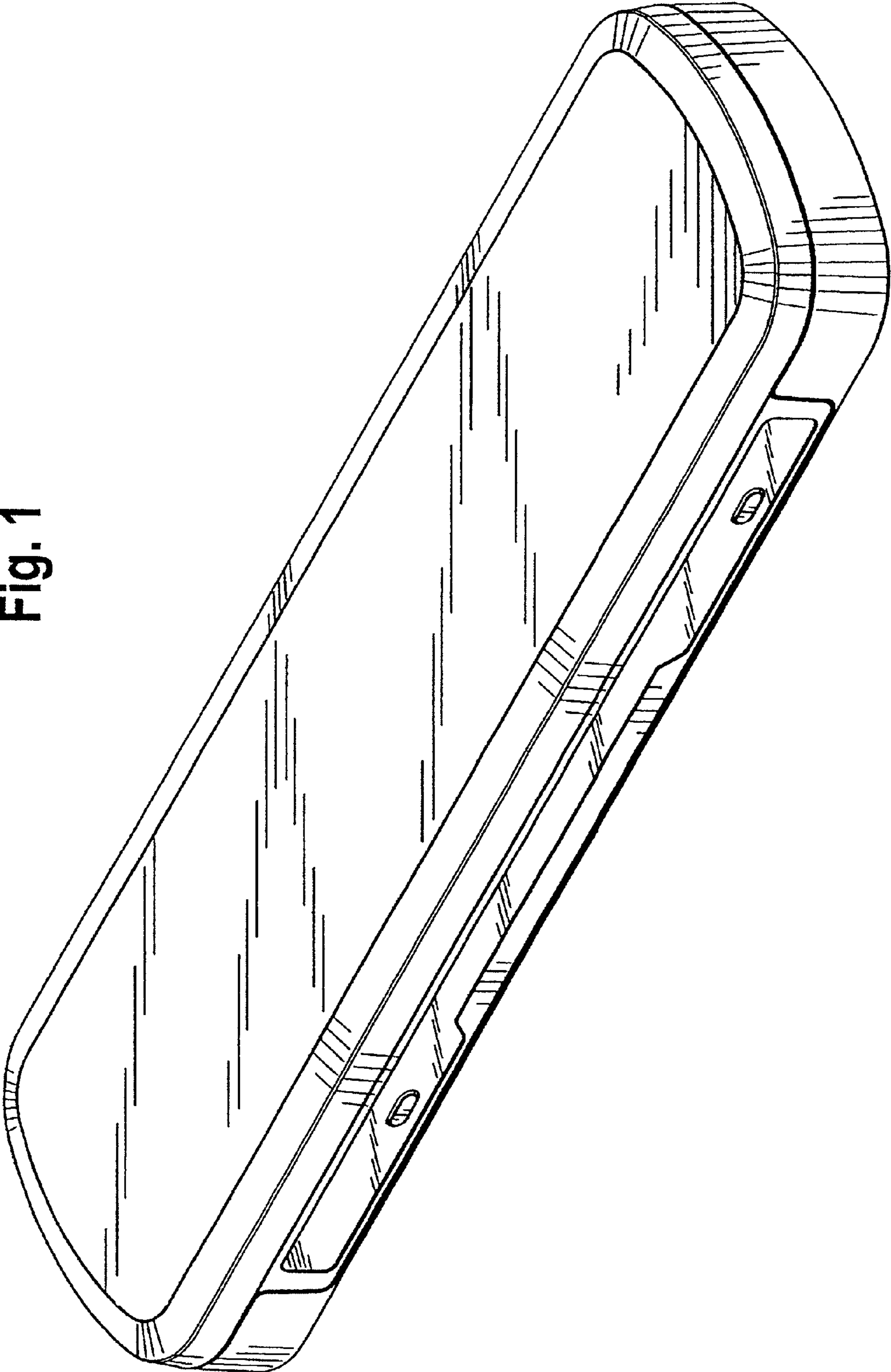


Fig. 2

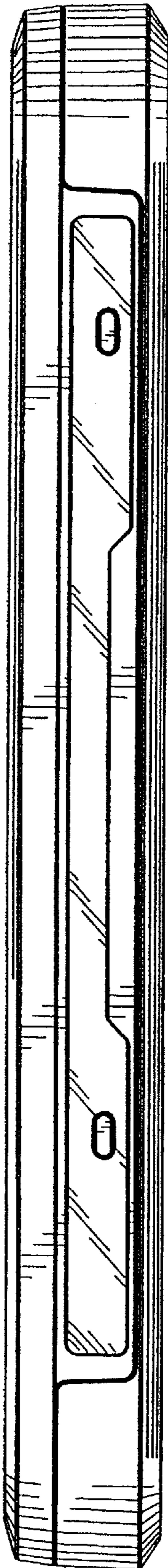


Fig. 3

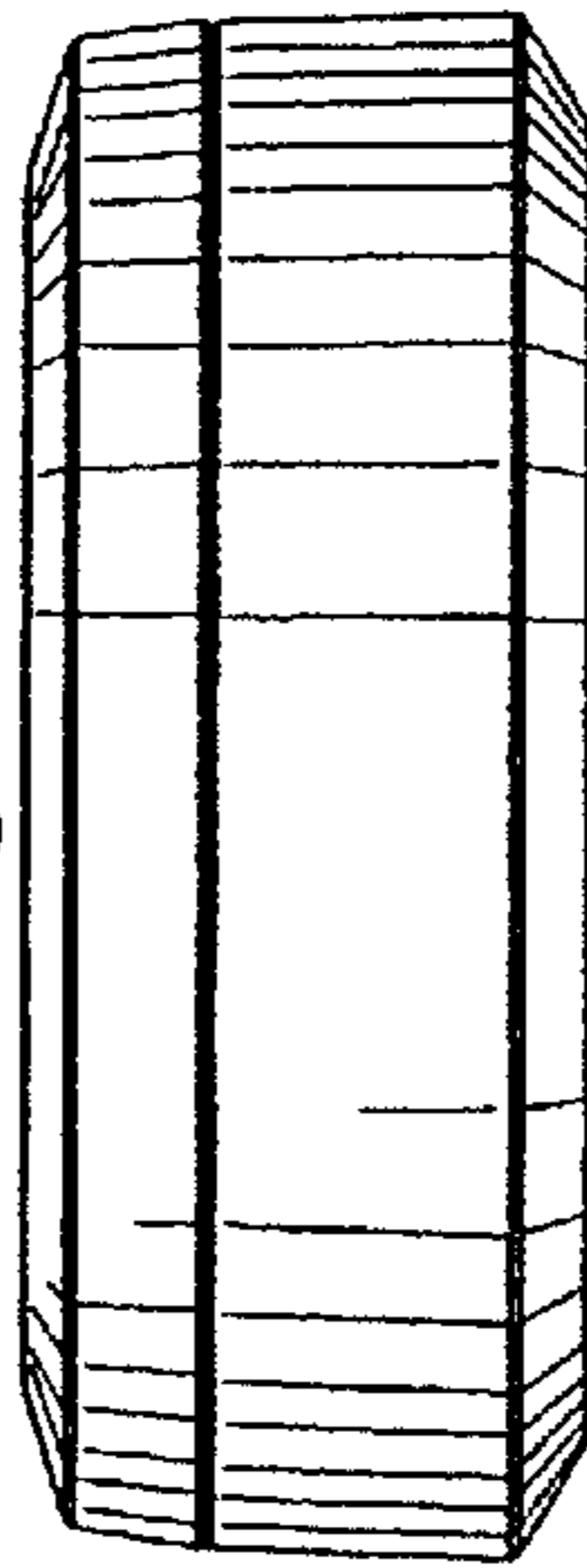


Fig. 4

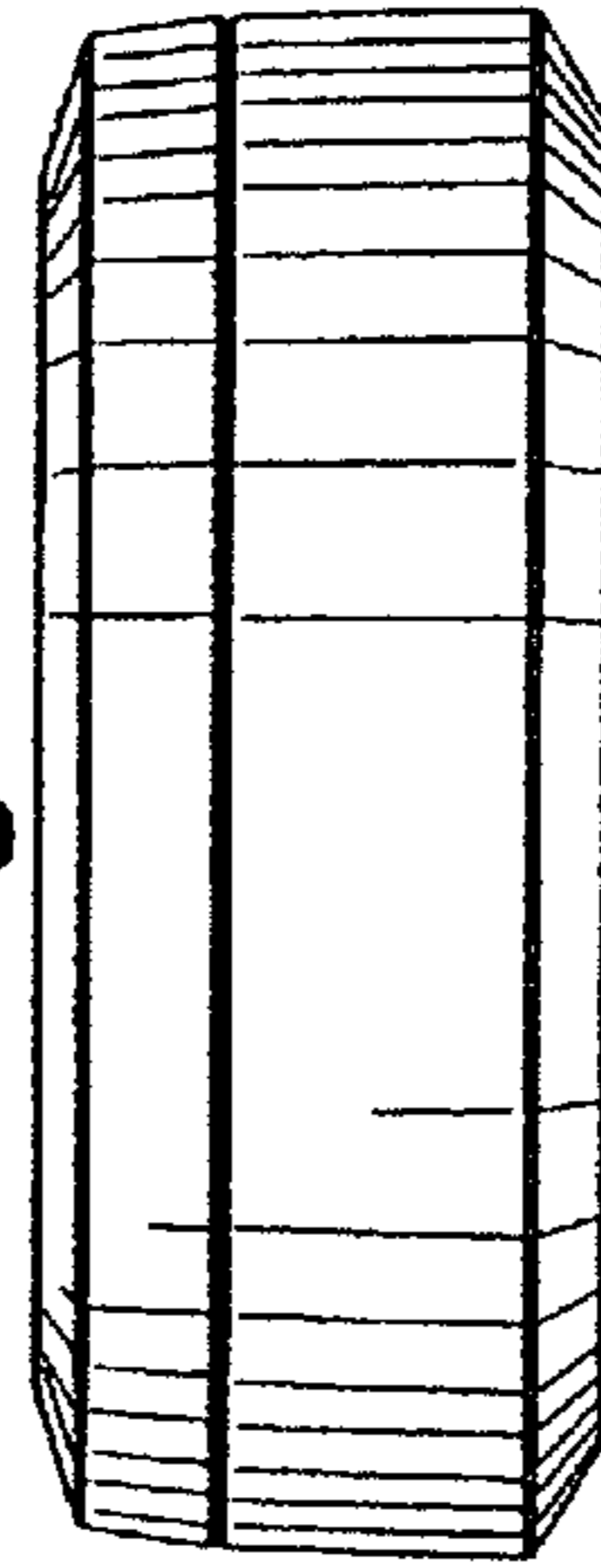


Fig. 5




Fig. 6

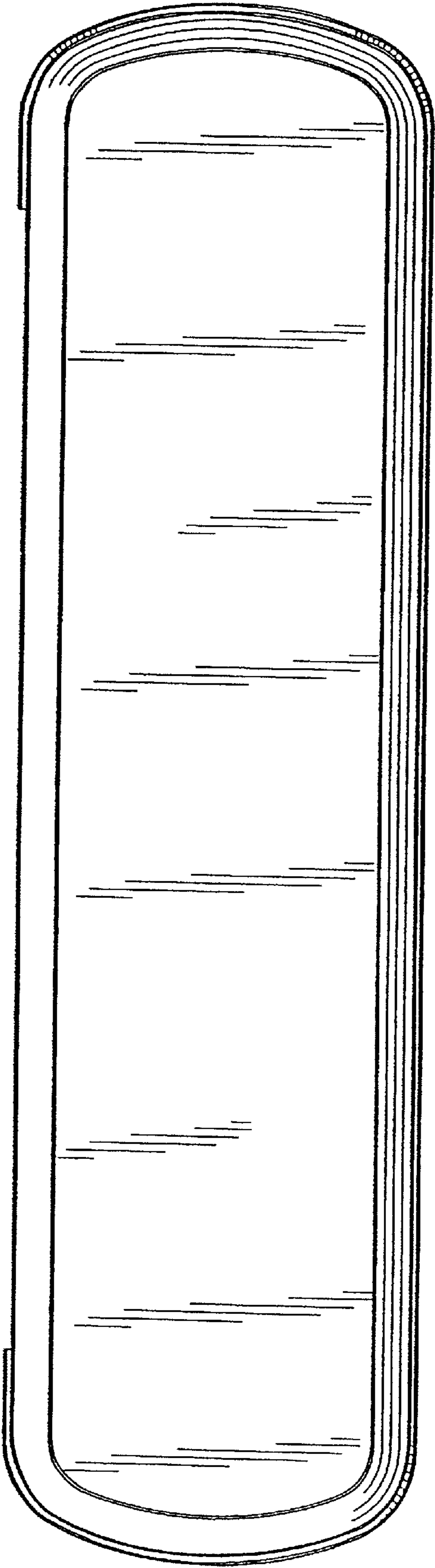


Fig. 7

