



US00D535967S

(12) **United States Design Patent**  
**Lee**

(10) **Patent No.:** **US D535,967 S**  
(45) **Date of Patent:** **\*\* Jan. 30, 2007**

(54) **MOBILE PHONE**

6,968,206 B1 \* 11/2005 Whitsey-Anderson ... 455/556.1  
D517,517 S \* 3/2006 Li et al. .... D14/138

(75) Inventor: **Young Hwan Lee**, Gyeonggi-do (KR)

**OTHER PUBLICATIONS**

(73) Assignee: **LG Electronics Inc.**, Seoul (KR)

“Verizon Migo”, 2 p including photos, [online],  
<URL:http://us.lge.com/products/model/detail/  
mobile%20phones\_select%20by%20carrier\_verizon\_  
Migo.jhtml>, site visited Aug. 31, 2006; date not found on  
Internet Archive.\*

(\*\*) Term: **14 Years**

\* cited by examiner

(21) Appl. No.: **29/255,936**

(22) Filed: **Mar. 15, 2006**

(30) **Foreign Application Priority Data**

Sep. 16, 2005 (KR) ..... 30-2005-0031730

(51) **LOC (8) Cl.** ..... **14-03**

(52) **U.S. Cl.** ..... **D14/138**

(58) **Field of Classification Search** ..... D14/137-138,  
D14/143, 144, 147-148, 218, 247-248, 341-347;  
D21/517; 379/433.01-433.13, 434; 455/575.1,  
455/566, 556.1, 550.1-90.3; D10/104, 106;  
D13/168

*Primary Examiner*—Charles Rademaker

*Assistant Examiner*—Carla Jobe Wright

(74) *Attorney, Agent, or Firm*—Birch, Stewart, Kolasch &  
Birch, LLP

See application file for complete search history.

(57) **CLAIM**

The ornamental design for a mobile phone, as shown and  
described.

(56) **References Cited**

**U.S. PATENT DOCUMENTS**

D419,992 S	*	2/2000	Kolinen	.....	D14/138
D430,126 S	*	8/2000	Lee	.....	D14/137
D467,566 S	*	12/2002	Mirabelli et al.	.....	D14/137
D467,888 S	*	12/2002	Mirabelli et al.	.....	D14/137
D480,695 S	*	10/2003	Cebe et al.	.....	D14/137
D496,638 S	*	9/2004	Deubler, Jr.	.....	D14/138
D509,812 S	*	9/2005	Mack	.....	D14/137

**DESCRIPTION**

FIG. 1 is a perspective view of a mobile phone showing my  
new design;

FIG. 2 is a front view thereof;

FIG. 3 is a rear view thereof;

FIG. 4 is a left side view thereof;

FIG. 5 is a right side view thereof;

FIG. 6 is a top plan view thereof; and,

FIG. 7 is a bottom plan view thereof.

**1 Claim, 4 Drawing Sheets**

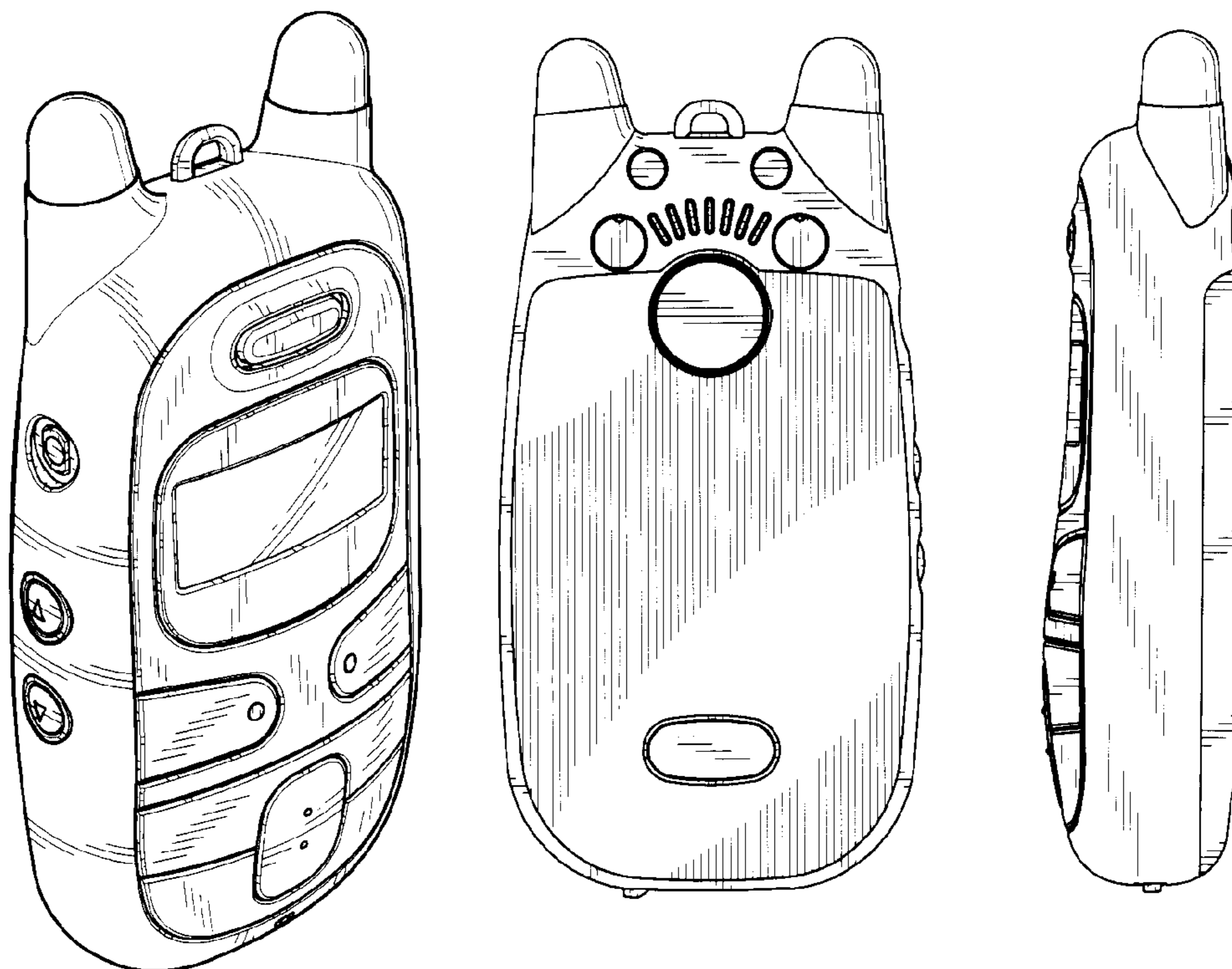


FIG. 1

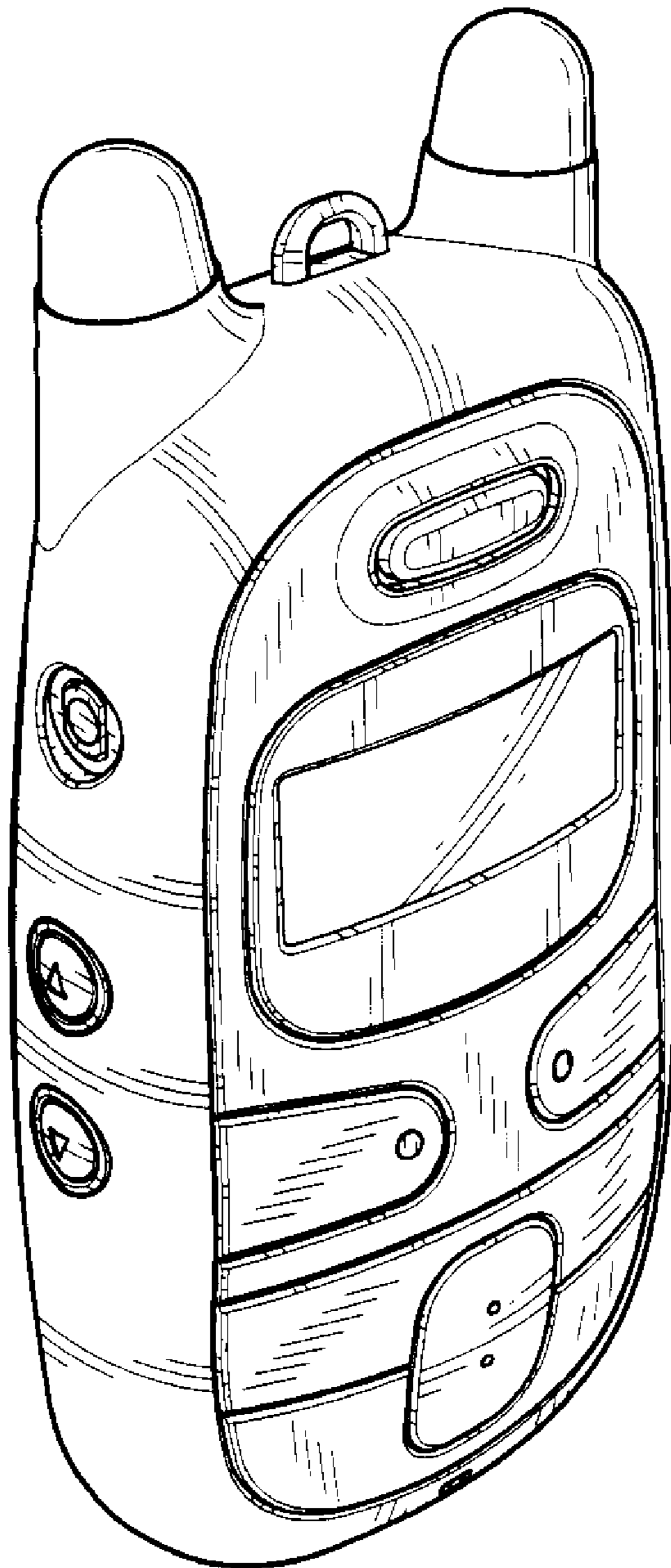


FIG. 2

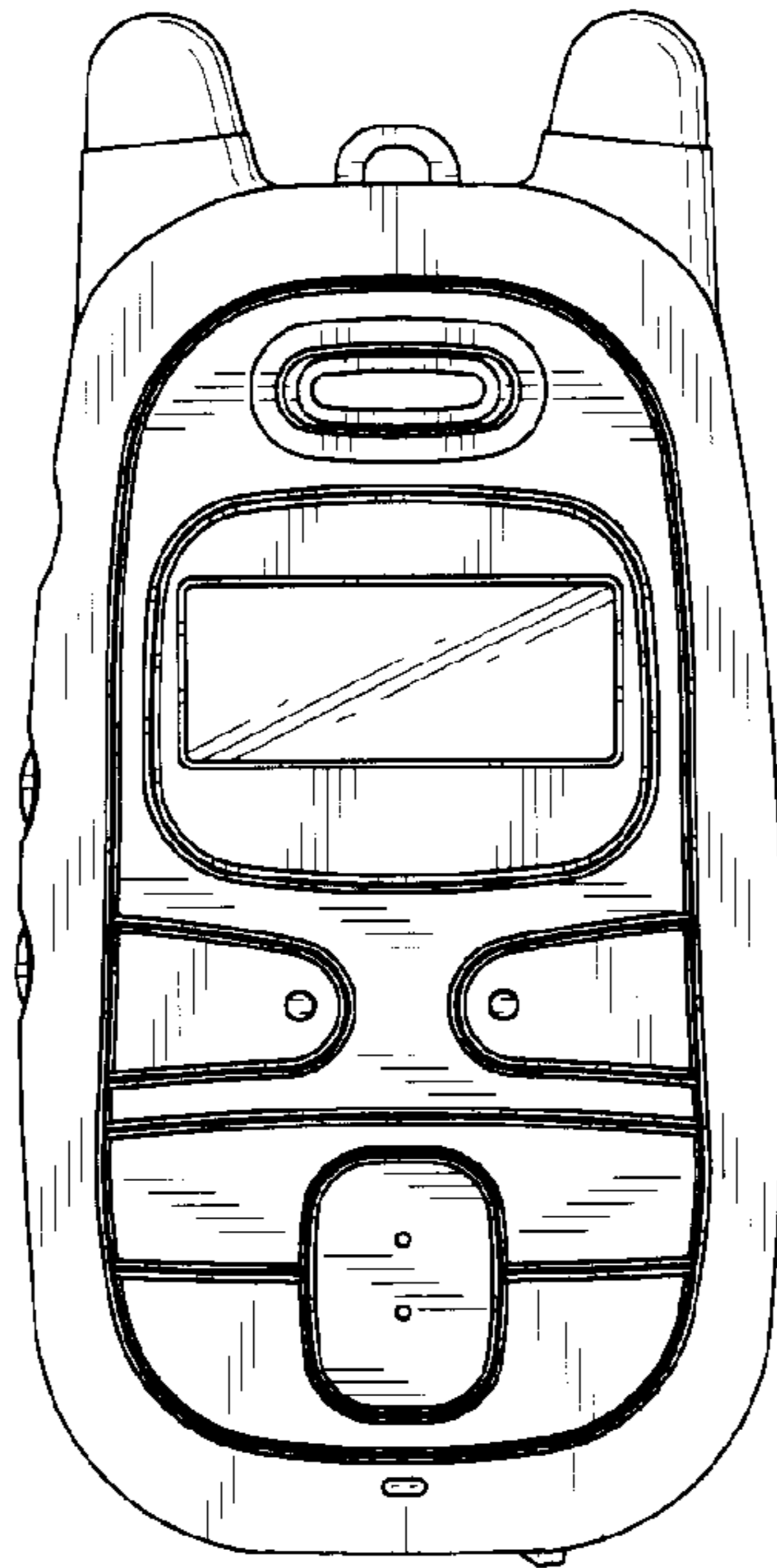


FIG. 3

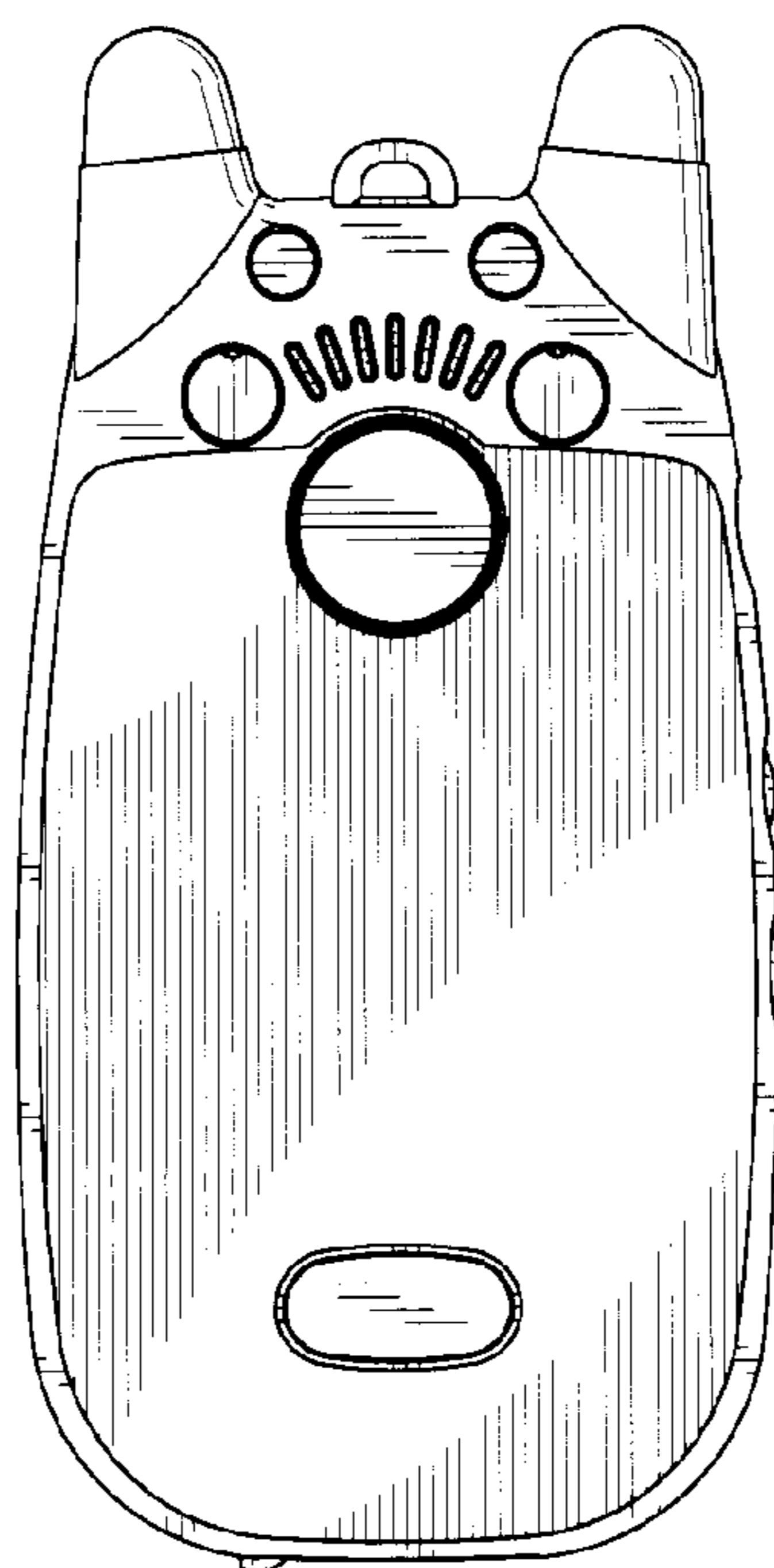


FIG. 4

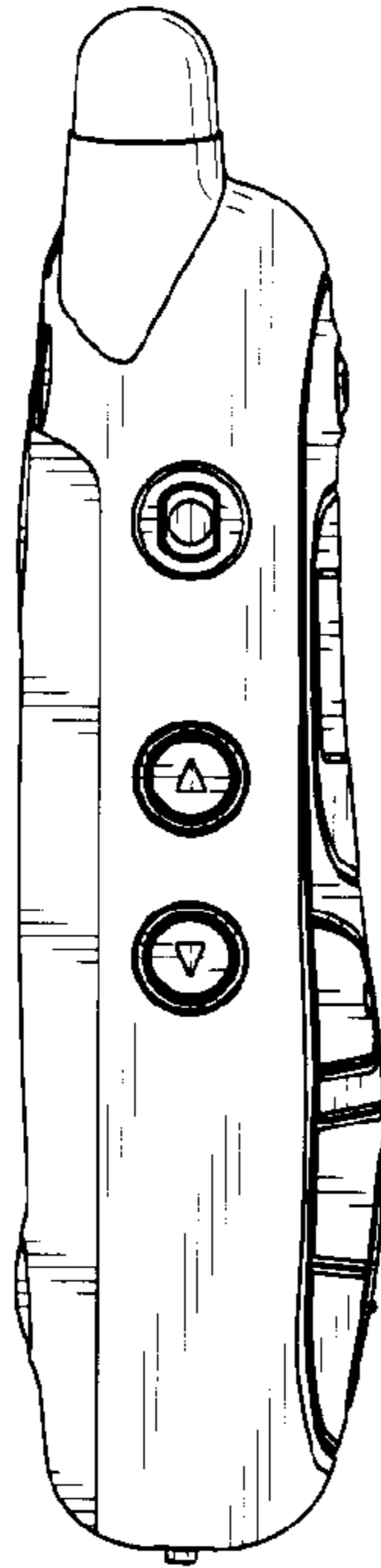


FIG. 5



FIG. 6

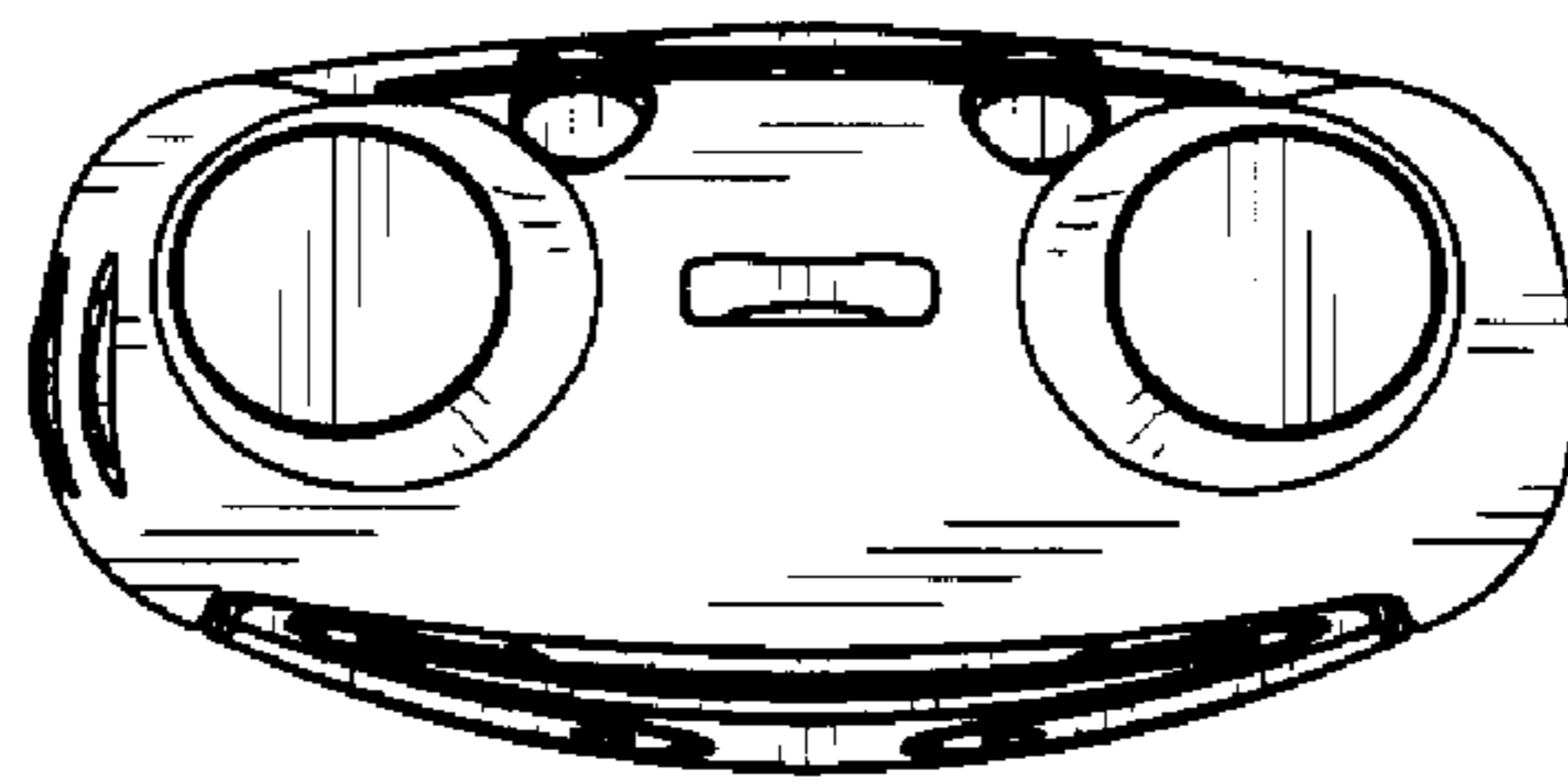


FIG. 7

