



US00D535961S

(12) **United States Design Patent**
Hwang

(10) **Patent No.:** **US D535,961 S**

(45) **Date of Patent:** **** Jan. 30, 2007**

(54) **CELLULAR PHONE**

(75) **Inventor:** **Sung Jun Hwang**, Gyeonggi-do (KR)

(73) **Assignee:** **LG Electronics Inc.**, Seoul (KR)

(**) **Term:** **14 Years**

(21) **Appl. No.:** **29/229,106**

(22) **Filed:** **May 4, 2005**

(30) **Foreign Application Priority Data**

Nov. 5, 2004 (KR) 30-2004-0033859

(51) **LOC (8) Cl.** **14-03**

(52) **U.S. Cl.** **D14/138**

(58) **Field of Classification Search** D14/191,
D14/138, 147-148, 247-248, 144, 496, 156,
D14/341-347; 379/433.01-433.13; 455/575.3,
455/566, 575.1, 556.1, 556.2, 90.3; D21/517;
D16/208

See application file for complete search history.

(56) **References Cited**

U.S. PATENT DOCUMENTS

D393,856 S	*	4/1998	Lee et al.	D14/138
D408,402 S	*	4/1999	Shimelfarb et al.	D14/138
6,018,671 A	*	1/2000	Bremer	455/567
D421,604 S	*	3/2000	Yoon	D14/138
D424,557 S	*	5/2000	Nagele et al.	D14/138
D429,488 S	*	8/2000	Nagele et al.	D14/138
D429,707 S	*	8/2000	Park	D14/138
D430,859 S	*	9/2000	Lindeman et al.	D14/138
D432,105 S	*	10/2000	Hyun	D14/138

D459,322 S	*	6/2002	Hyun	D14/138
D475,986 S	*	6/2003	Ng et al.	D14/138
D486,461 S	*	2/2004	Seo et al.	D14/138
D486,462 S	*	2/2004	Lim	D14/138
D489,344 S	*	5/2004	Lee et al.	D14/138
D489,699 S	*	5/2004	Hwang et al.	D14/138
D492,300 S	*	6/2004	Lee et al.	D14/248
D495,689 S	*	9/2004	Lee et al.	D14/248
D496,021 S	*	9/2004	Jang	D14/138
D497,353 S	*	10/2004	Kim et al.	D14/138
D501,189 S	*	1/2005	Lodato et al.	D14/138
D505,933 S	*	6/2005	Lodato et al.	D14/138
D510,078 S	*	9/2005	Lee et al.	D14/138
D519,485 S	*	4/2006	Baik et al.	D14/138
2002/0006809 A1	*	1/2002	Kubo et al.	455/550

* cited by examiner

Primary Examiner—Jeffrey Asch

(74) *Attorney, Agent, or Firm*—Birch, Stewart, Kolasch and Birch, LLP

(57) **CLAIM**

The ornamental design for a cellular phone, as shown.

DESCRIPTION

FIG. 1 is a front, left perspective view of the cellular phone showing my new design;

FIG. 2 is a front view thereof;

FIG. 3 is a rear view thereof;

FIG. 4 is a left side view thereof;

FIG. 5 is a right side view thereof;

FIG. 6 is a top view thereof; and,

FIG. 7 is a bottom view thereof.

1 Claim, 6 Drawing Sheets

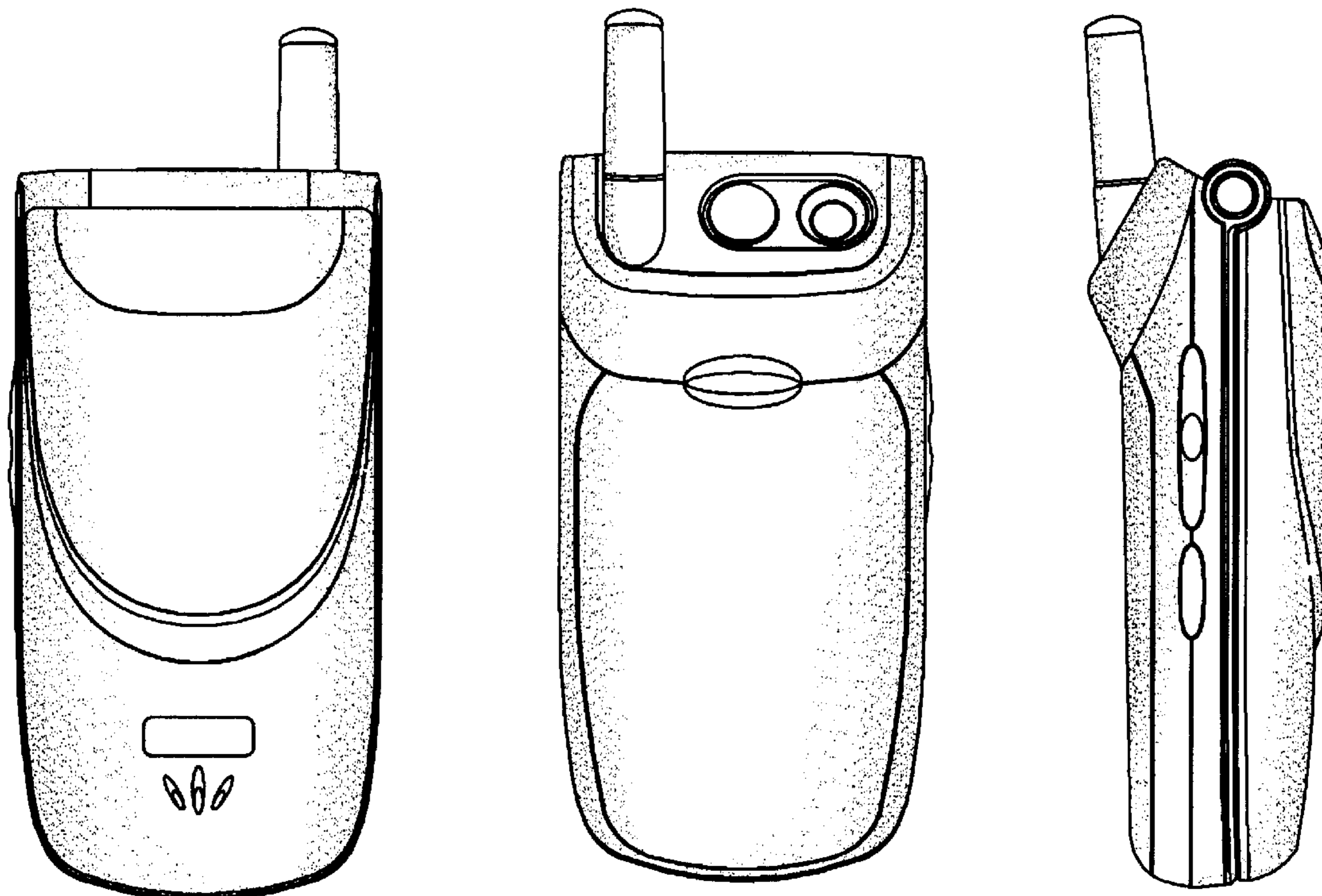


Fig. 1

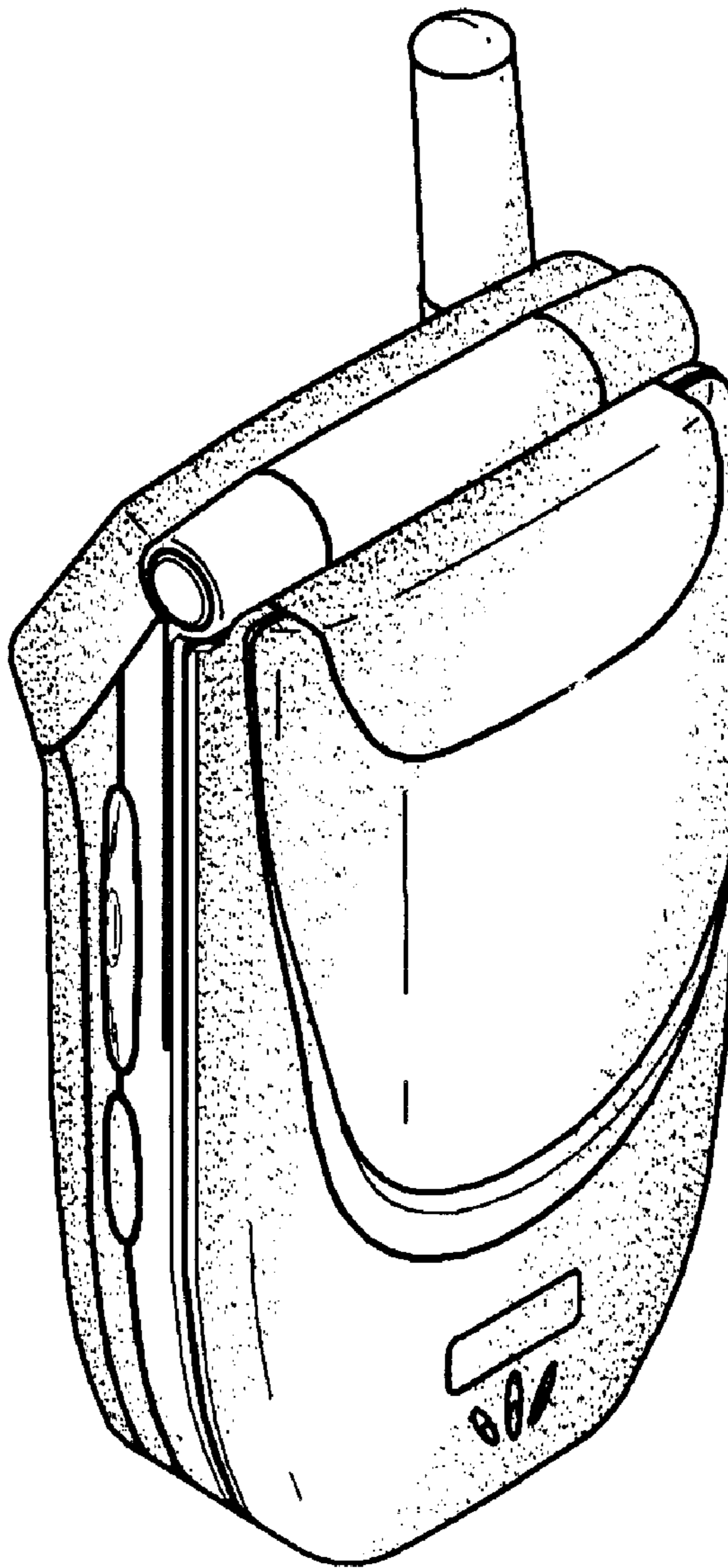


Fig. 2

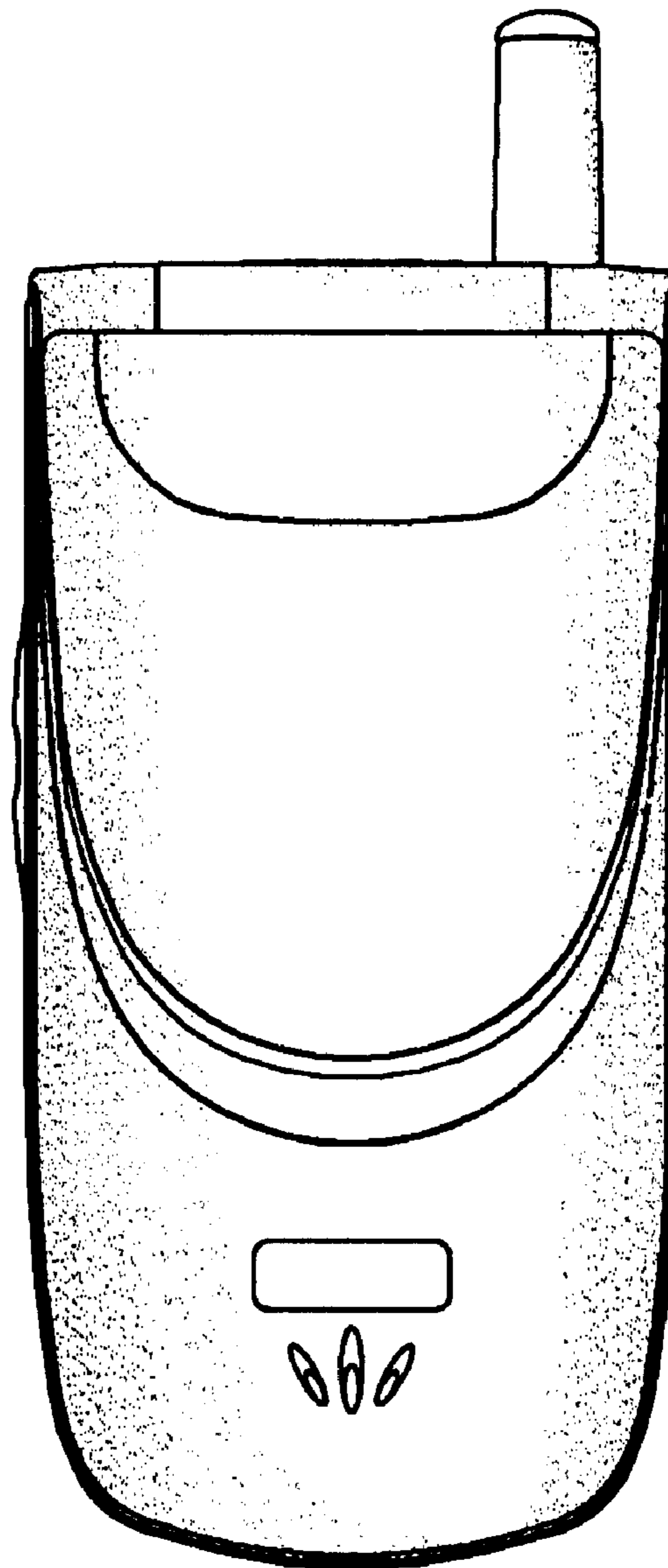


Fig. 3

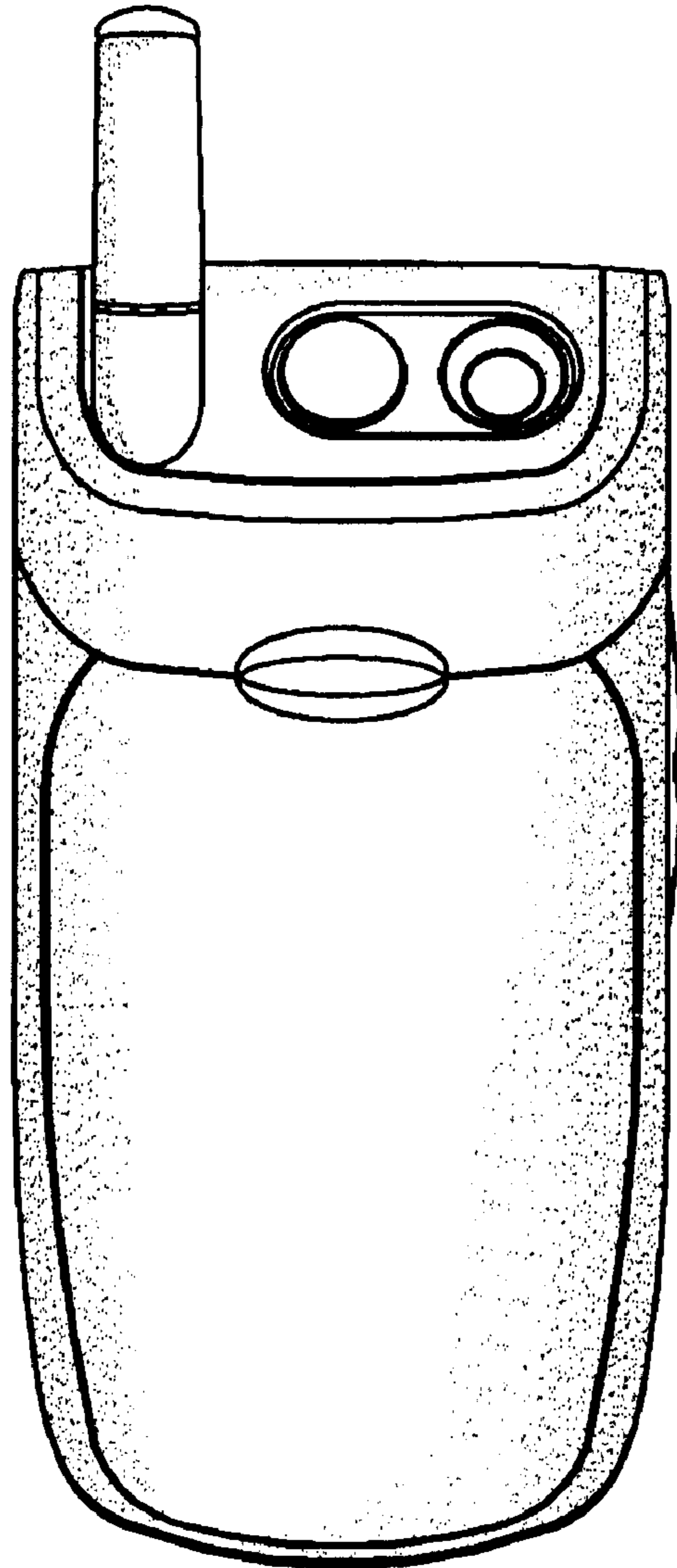


Fig. 4

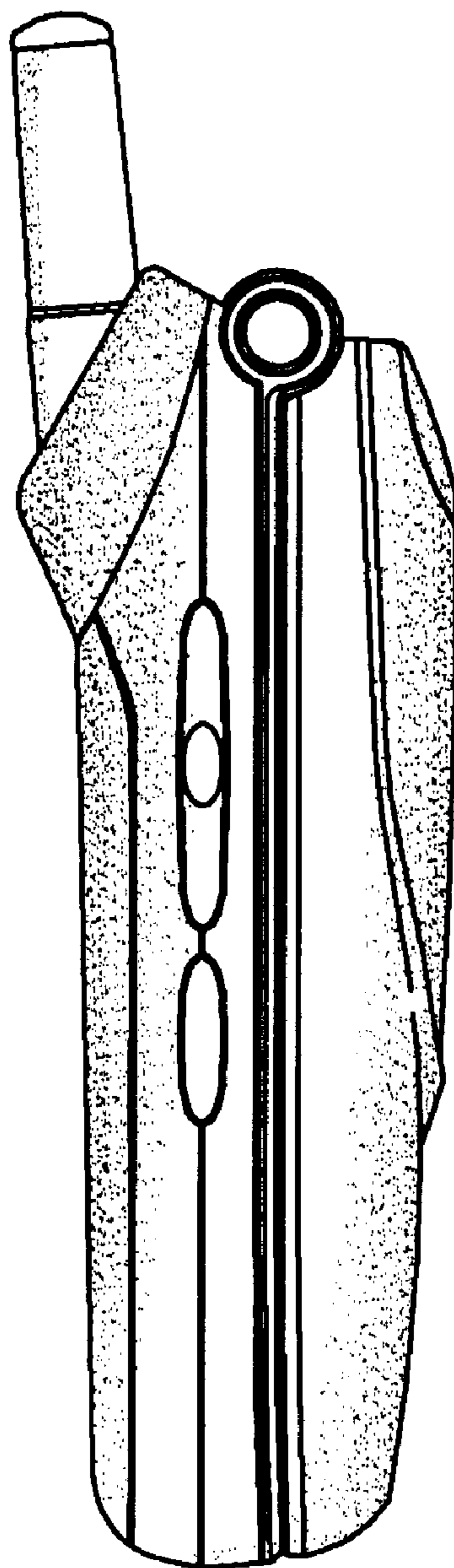


Fig. 5

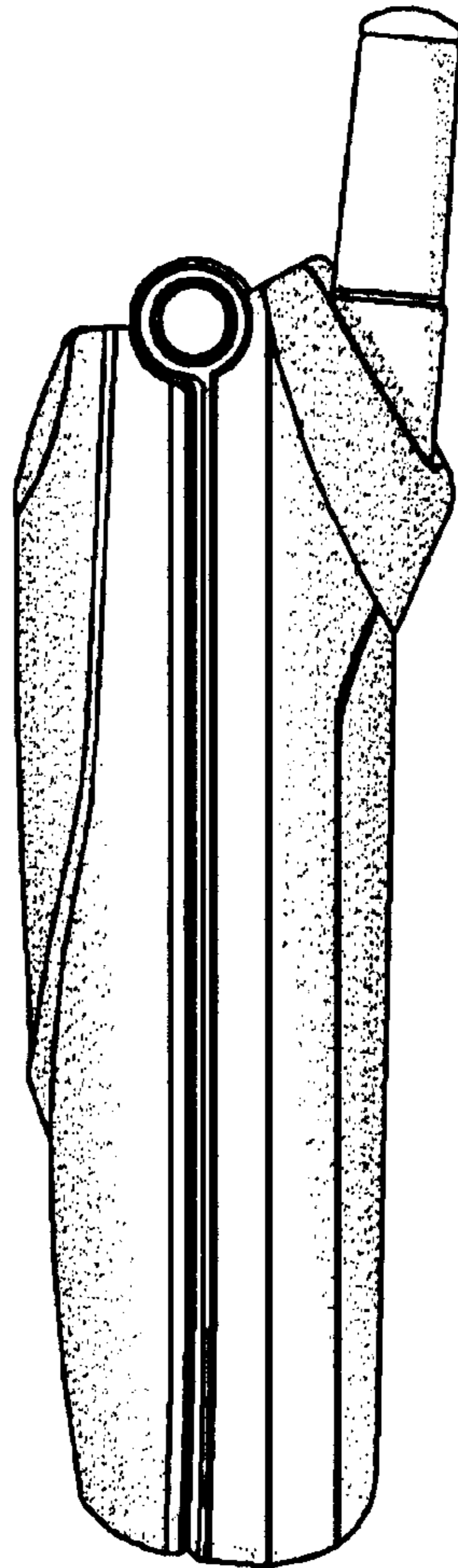


Fig. 6

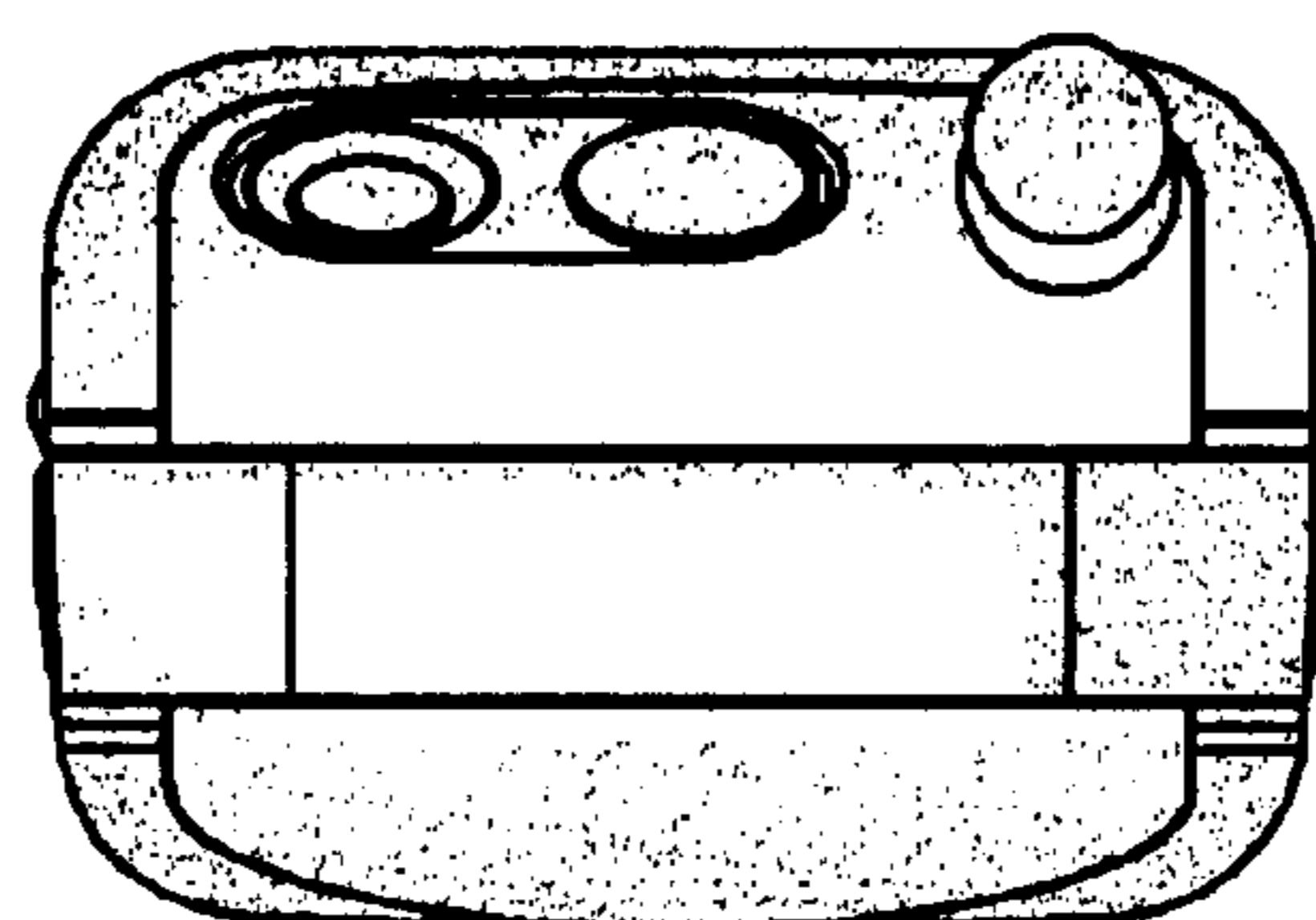


Fig. 7

