



US00D535958S

(12) **United States Design Patent**
Yamamoto et al.

(10) **Patent No.:** **US D535,958 S**

(45) **Date of Patent:** **** Jan. 30, 2007**

(54) **DISC PLAYER**

(75) Inventors: **Hiroshi Yamamoto**, Yokohama (JP);
Kenji Kimura, Tsuchiura (JP);
Kazufumi Sei, Tokyo (JP)

(73) Assignee: **Victor Company of Japan, Limited**,
Yokohama (JP)

(**) Term: **14 Years**

(21) Appl. No.: **29/232,628**

(22) Filed: **Jun. 23, 2005**

(30) **Foreign Application Priority Data**

Dec. 28, 2004 (JP) D2004-040396

(51) **LOC (8) Cl.** **14-01**

(52) **U.S. Cl.** **D14/136**

(58) **Field of Classification Search** D14/135-136,
D14/156-157, 167-168, 193-198, 188, 357,
D14/445; 360/99.02, 99.07; 369/75.11, 75.21,
369/77.21, 77.11; 720/612, 619, 647, 655;
455/344, 347-351

See application file for complete search history.

(56) **References Cited**

U.S. PATENT DOCUMENTS

5,852,594 A * 12/1998 Kaise et al. 720/647

D404,031 S * 1/1999 Uchiyama D14/156
D487,257 S * 3/2004 Miyazaki D14/136
D495,678 S * 9/2004 Uehara D14/168

* cited by examiner

Primary Examiner—Nanda Bondade

(74) *Attorney, Agent, or Firm*—Nath & Associates PLLC;
Gary M. Nath; Gregory B. Kang

(57) **CLAIM**

An ornamental design for a disc player, as shown and described.

DESCRIPTION

FIG. 1 is a perspective view of a disc player;

FIG. 2 is a front view thereof;

FIG. 3 is a rear view thereof;

FIG. 4 is a right side view thereof;

FIG. 5 is a left side view thereof;

FIG. 6 is a top plan view thereof; and,

FIG. 7 is a bottom view thereof.

The broken line showing on the drawing disclosure is for illustrative purposes only and forms no part of the claimed design.

1 Claim, 3 Drawing Sheets

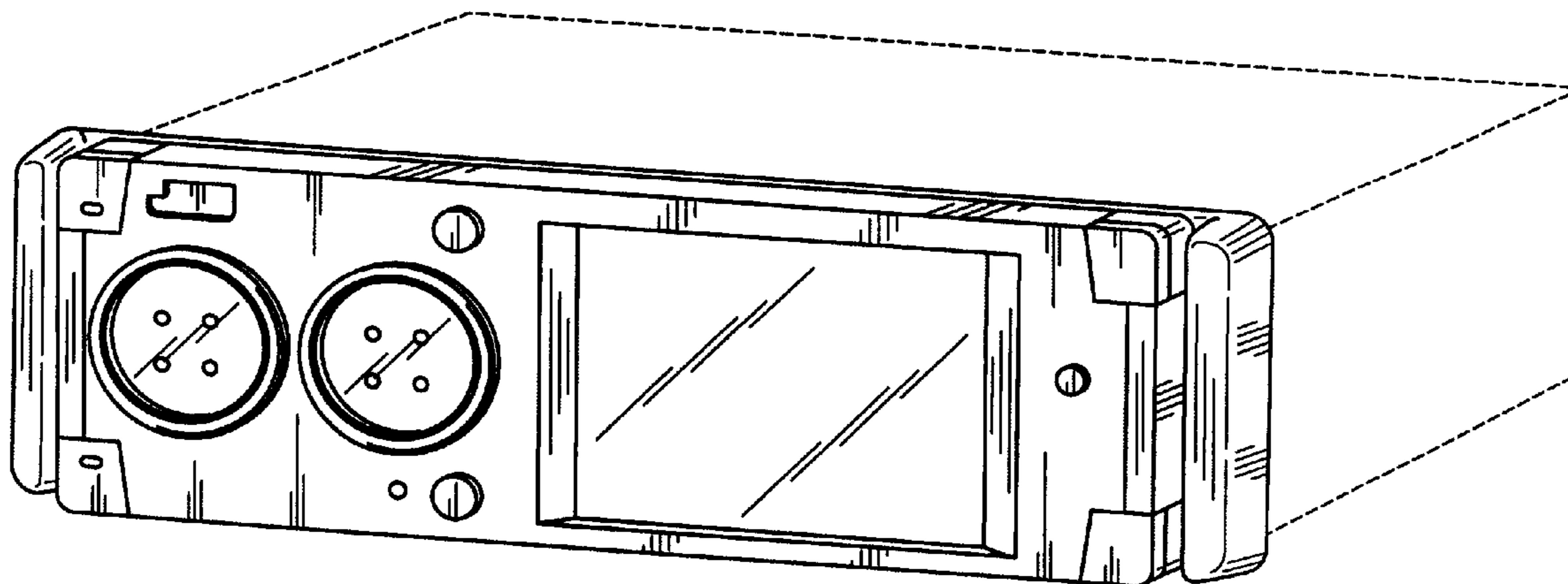


Fig.1

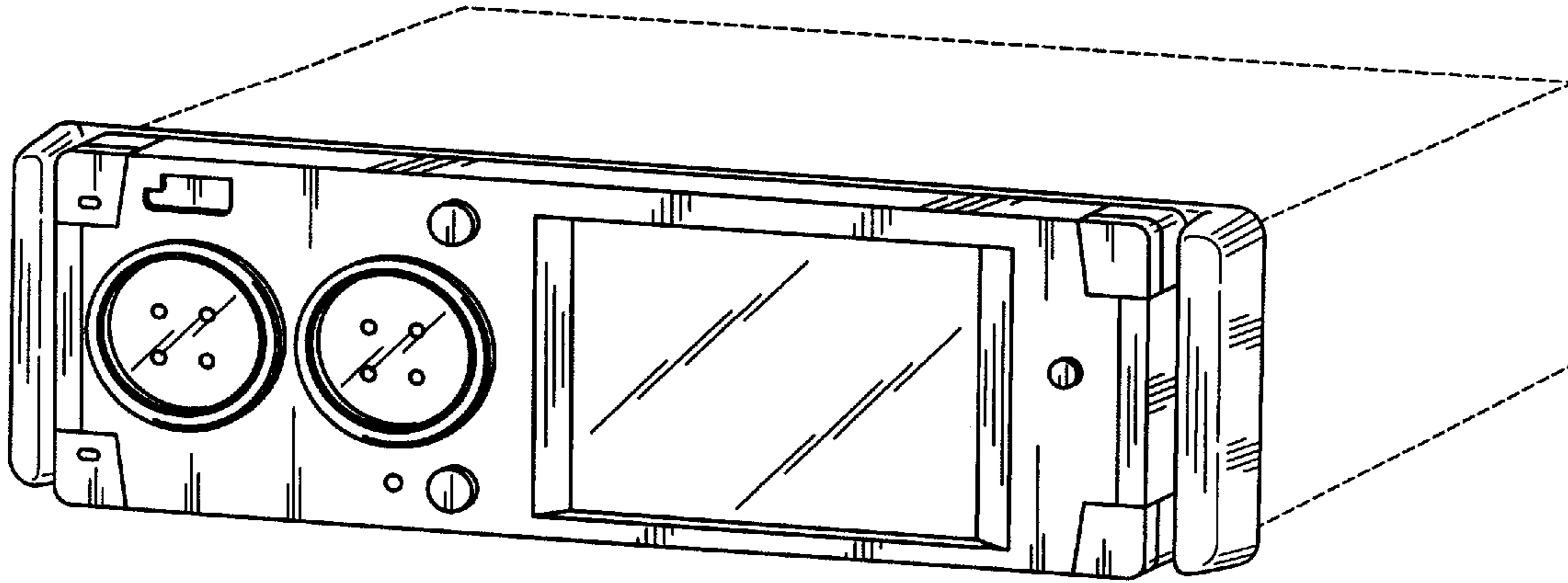


Fig.2

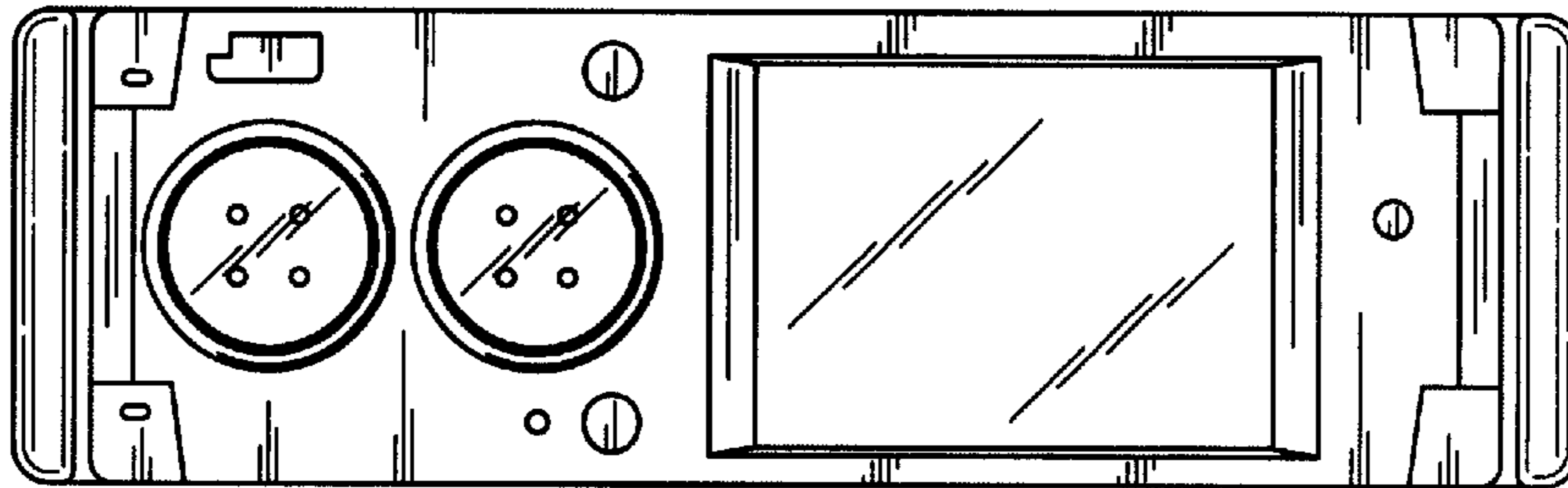


Fig.3

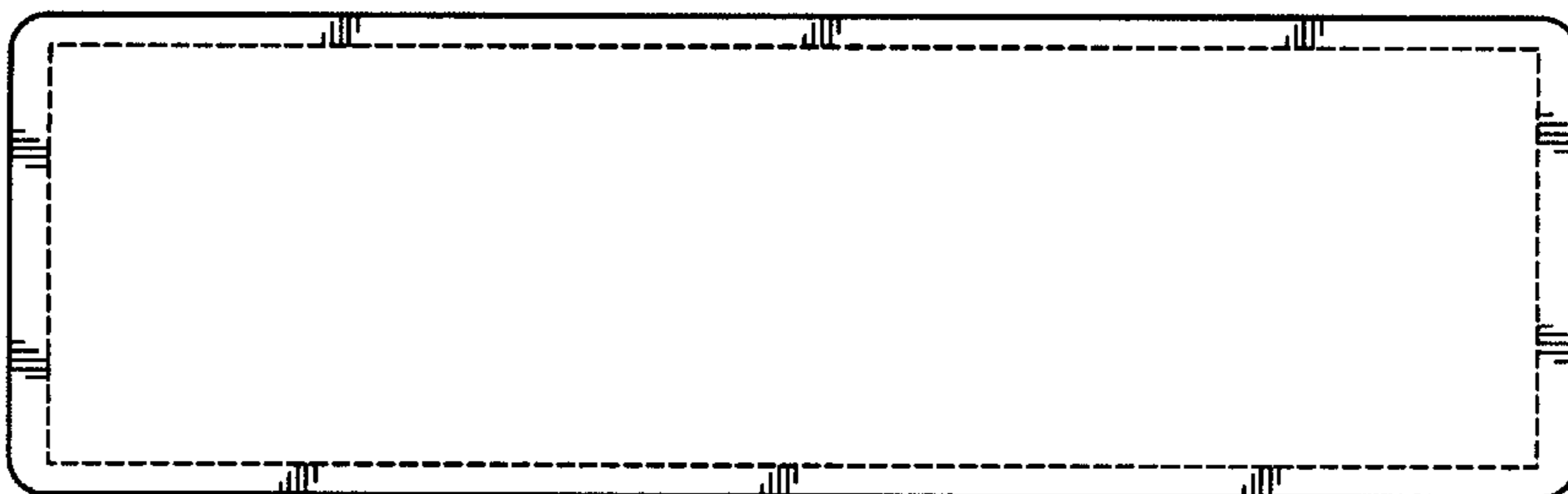


Fig.4



Fig.5



Fig.6




Fig.7

