



US00D535937S

(12) **United States Design Patent**  
**Vitito**

(10) **Patent No.:** **US D535,937 S**

(45) **Date of Patent:** **\*\* Jan. 30, 2007**

(54) **COMBINED ARMREST AND VEHICLE ENTERTAINMENT CENTER**

(76) Inventor: **Christopher J. Vitito**, 514 Longmeadow St., Celebration, FL (US) 34747

(\*\*) Term: **14 Years**

(21) Appl. No.: **29/263,143**

(22) Filed: **Jul. 18, 2006**

(51) **LOC (8) Cl.** ..... **12-16**

(52) **U.S. Cl.** ..... **D12/421**

(58) **Field of Classification Search** ..... 296/24.1, 296/208, 37.13-37.16, 37.1-37.8, 24.34, 296/24.3; D14/129-133, 157, 258, 156, 374-375; 348/837-838, 180, 184, 311; 455/344-347; 720/600, 605, 655; D12/415, 419-425; 280/750-752; 297/411.2, 411.21; 224/311, 926-928, 400, 224/555, 539-543

See application file for complete search history.

(56) **References Cited**

**U.S. PATENT DOCUMENTS**

- D411,980 S \* 7/1999 Sacco et al. .... D12/425
- D425,475 S \* 5/2000 Herer ..... D12/424
- D430,104 S \* 8/2000 McDonald ..... D12/421

- D453,325 S \* 2/2002 Okada et al. .... D14/132
- D467,562 S \* 12/2002 Chang ..... D14/132
- D469,747 S \* 2/2003 To et al. .... D14/132
- D484,454 S \* 12/2003 Siegert et al. .... D12/423
- 6,663,155 B1 \* 12/2003 Malone et al. .... 296/37.8
- 6,719,343 B2 \* 4/2004 Emerling et al. .... 296/24.34
- 6,746,065 B1 \* 6/2004 Chan ..... 296/24.34
- D495,989 S \* 9/2004 Kohara ..... D12/424
- D508,900 S \* 8/2005 Kawano et al. .... D14/132
- D512,973 S \* 12/2005 Schedivy ..... D14/132

\* cited by examiner

*Primary Examiner*—Stacia Cadmus

(74) *Attorney, Agent, or Firm*—Welsh & Flaxman LLC

(57) **CLAIM**

The ornamental design for a combined armrest vehicle entertainment center, as shown and described.

**DESCRIPTION**

FIG. 1 is a front perspective view of an combined armrest and vehicle entertainment center showing my new design. FIG. 2 is a rear perspective view of thereof. FIG. 3 is a top plan view of thereof. FIG. 4 is a side plan view of thereof. FIG. 5 is a front plan view of thereof; and, FIG. 6 is a rear plan view of thereof.

**1 Claim, 2 Drawing Sheets**


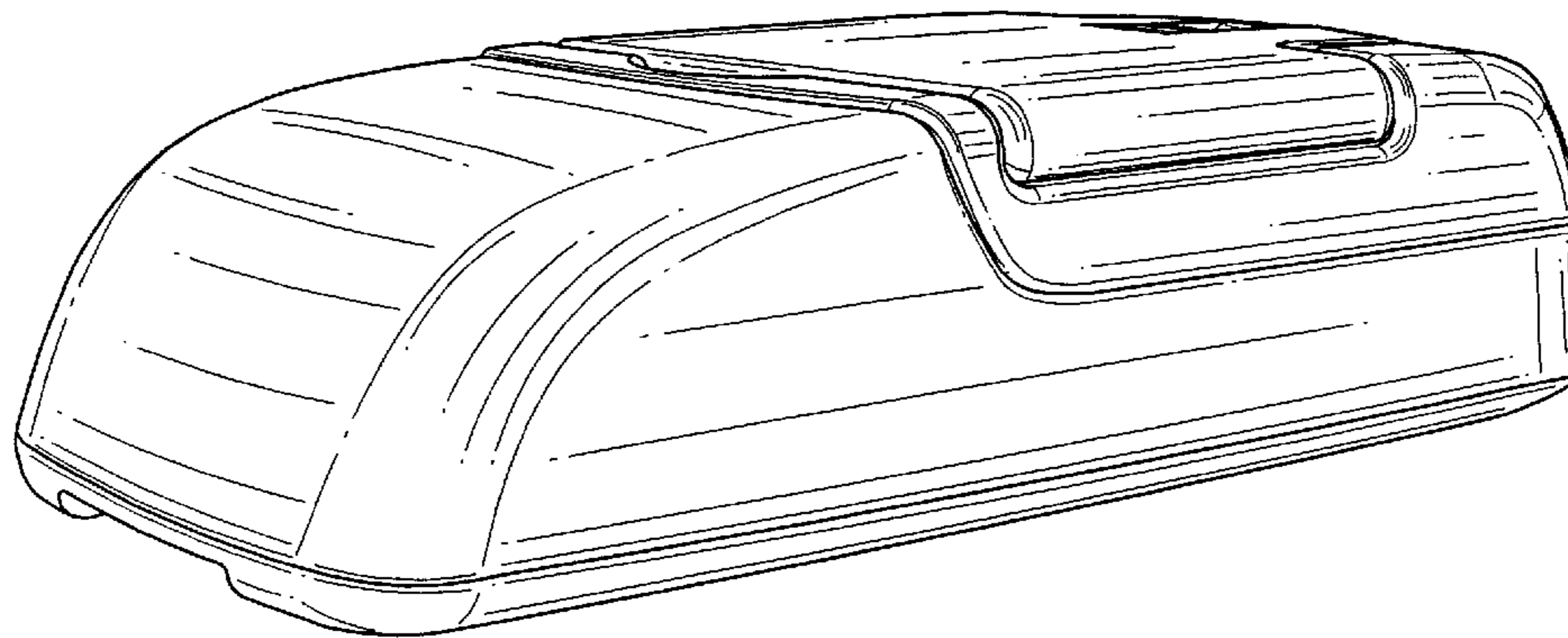


FIG. 1

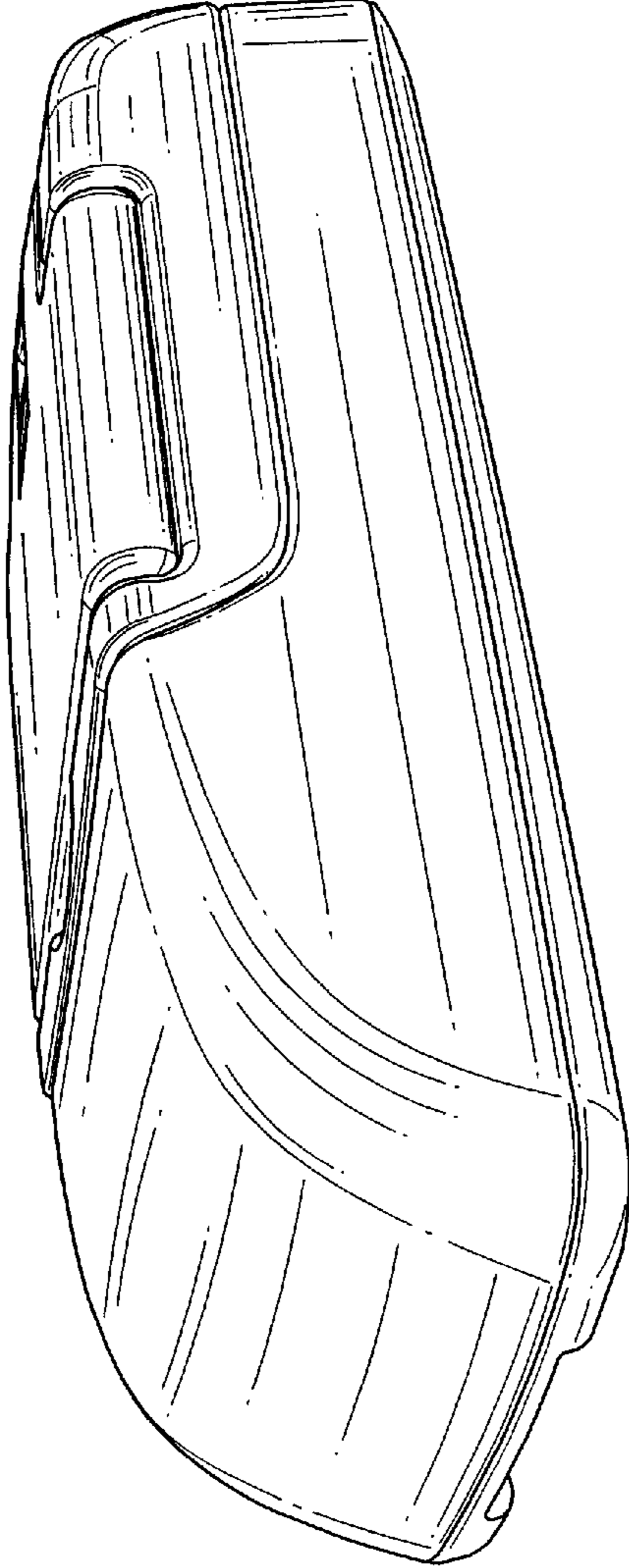
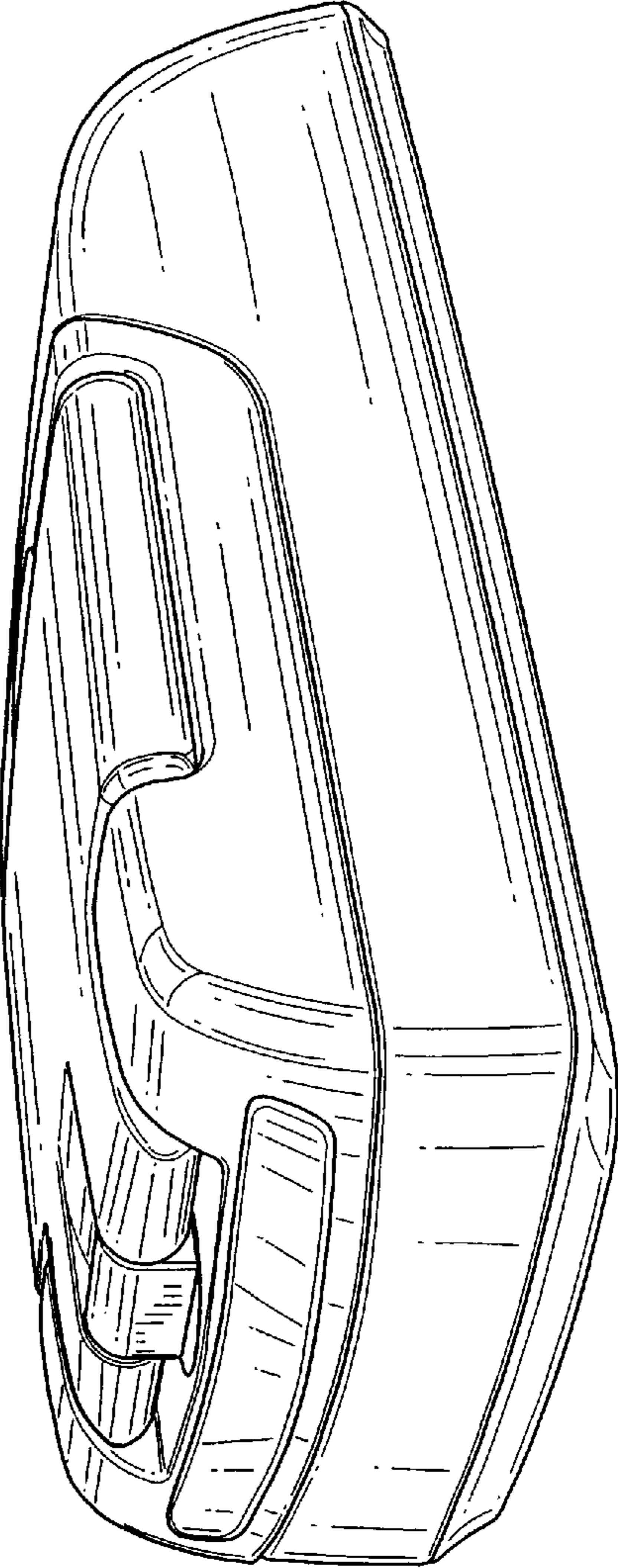


FIG. 2



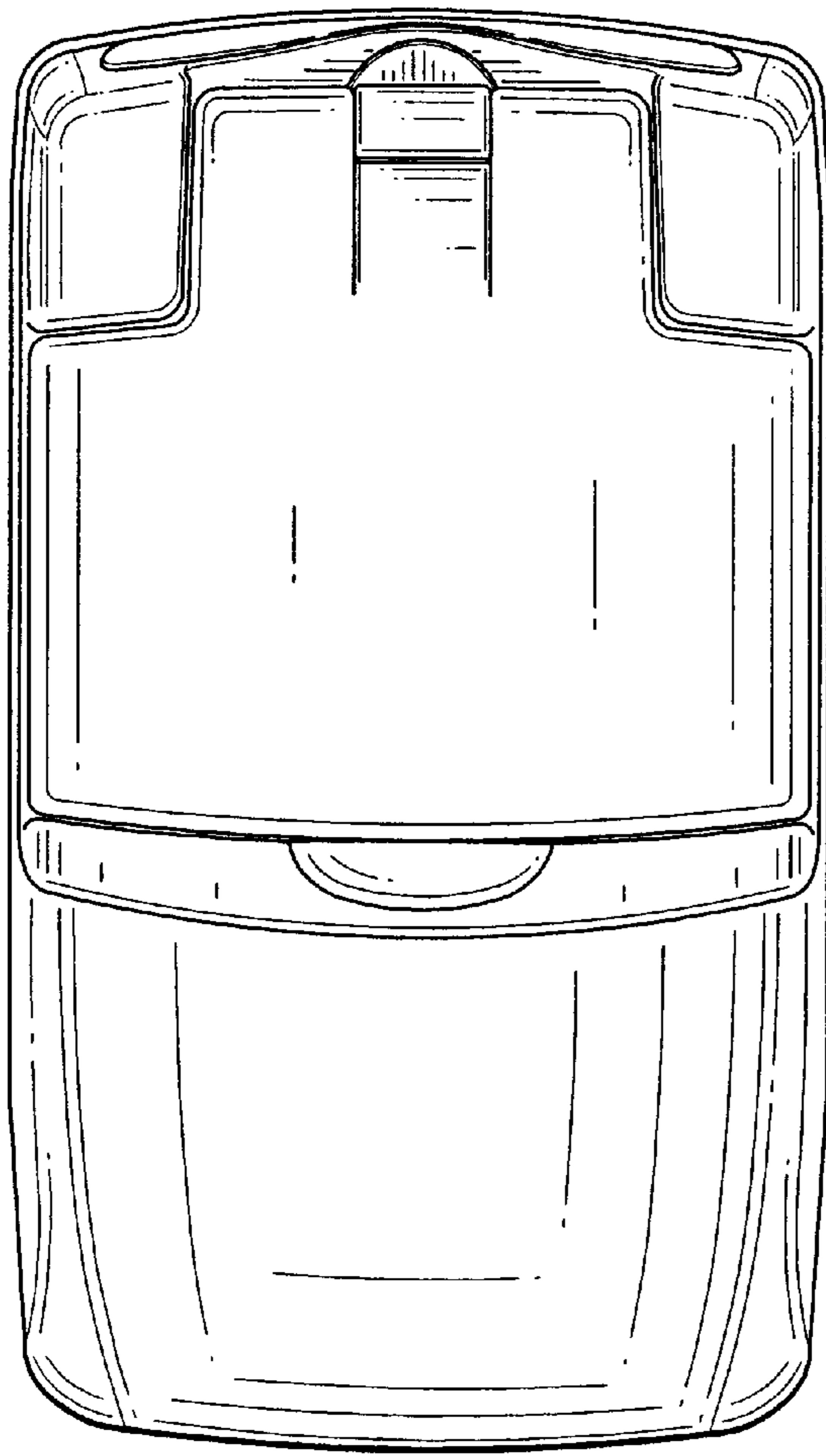


FIG. 3




FIG. 5

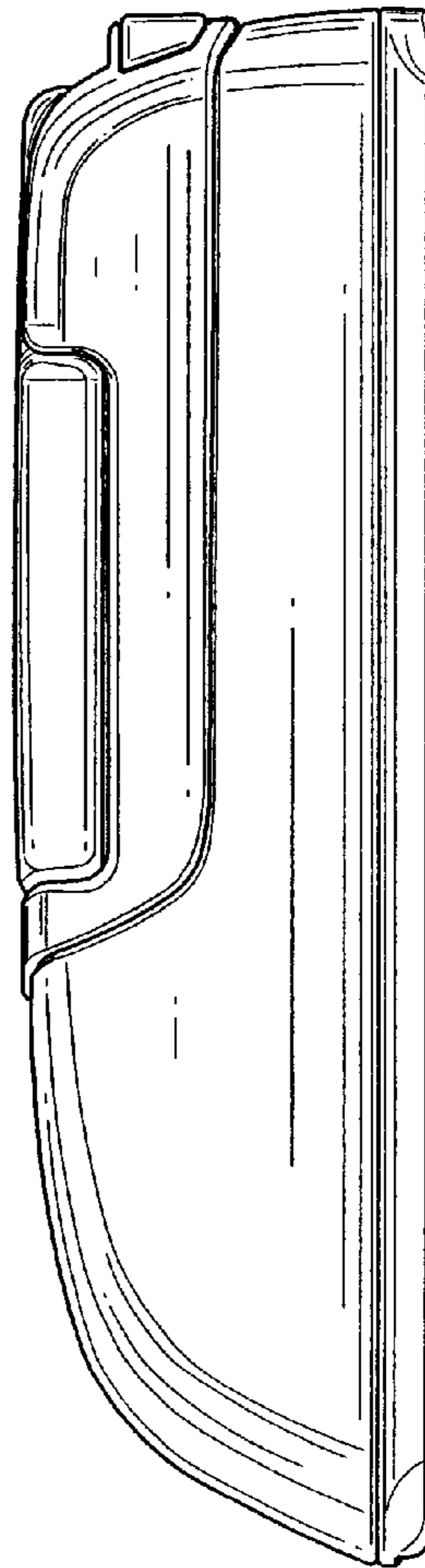


FIG. 4

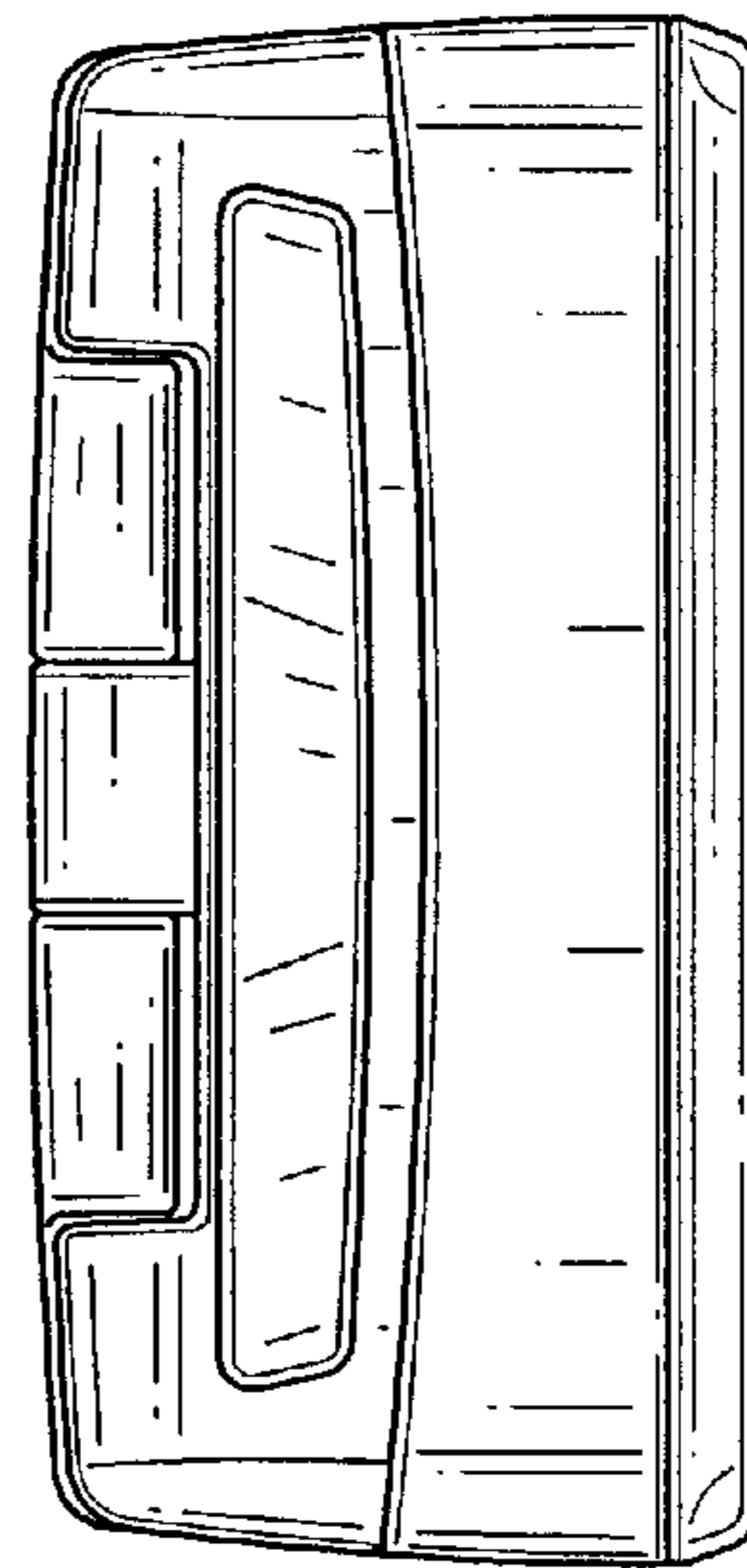


FIG. 6