



US00D535930S

(12) **United States Design Patent**  
**Lu**

(10) **Patent No.:** **US D535,930 S**  
(45) **Date of Patent:** **\*\* Jan. 30, 2007**

(54) **VEHICLE FLOOR MAT**  
(75) Inventor: **Michael Lu**, Hsin Hwa Town (TW)  
(73) Assignee: **Packy Poda Inc.**, Hsin Hwa Town (TW)  
(\*\*) Term: **14 Years**

D476,279 S \* 6/2003 Horowitz ..... D12/203  
D482,646 S \* 11/2003 Lu ..... D12/203  
D486,436 S \* 2/2004 Hussaini et al. .... D12/203  
D487,042 S \* 2/2004 Hussaini et al. .... D12/203  
D511,487 S \* 11/2005 Lu ..... D12/203

\* cited by examiner

*Primary Examiner*—Stacia Cadmus  
(74) *Attorney, Agent, or Firm*—Alan D. Kamrath; Nikolai & Mersereau, P.A.

(21) Appl. No.: **29/262,571**  
(22) Filed: **Jul. 6, 2006**

(57) **CLAIM**

(51) **LOC (8) Cl.** ..... **12-16**  
(52) **U.S. Cl.** ..... **D12/203**  
(58) **Field of Classification Search** ..... D12/203;  
D6/582–586, 592; 296/97.23; 15/215–217;  
428/138, 141; 280/163–164.1  
See application file for complete search history.

The ornamental design for a vehicle floor mat, as shown and described.

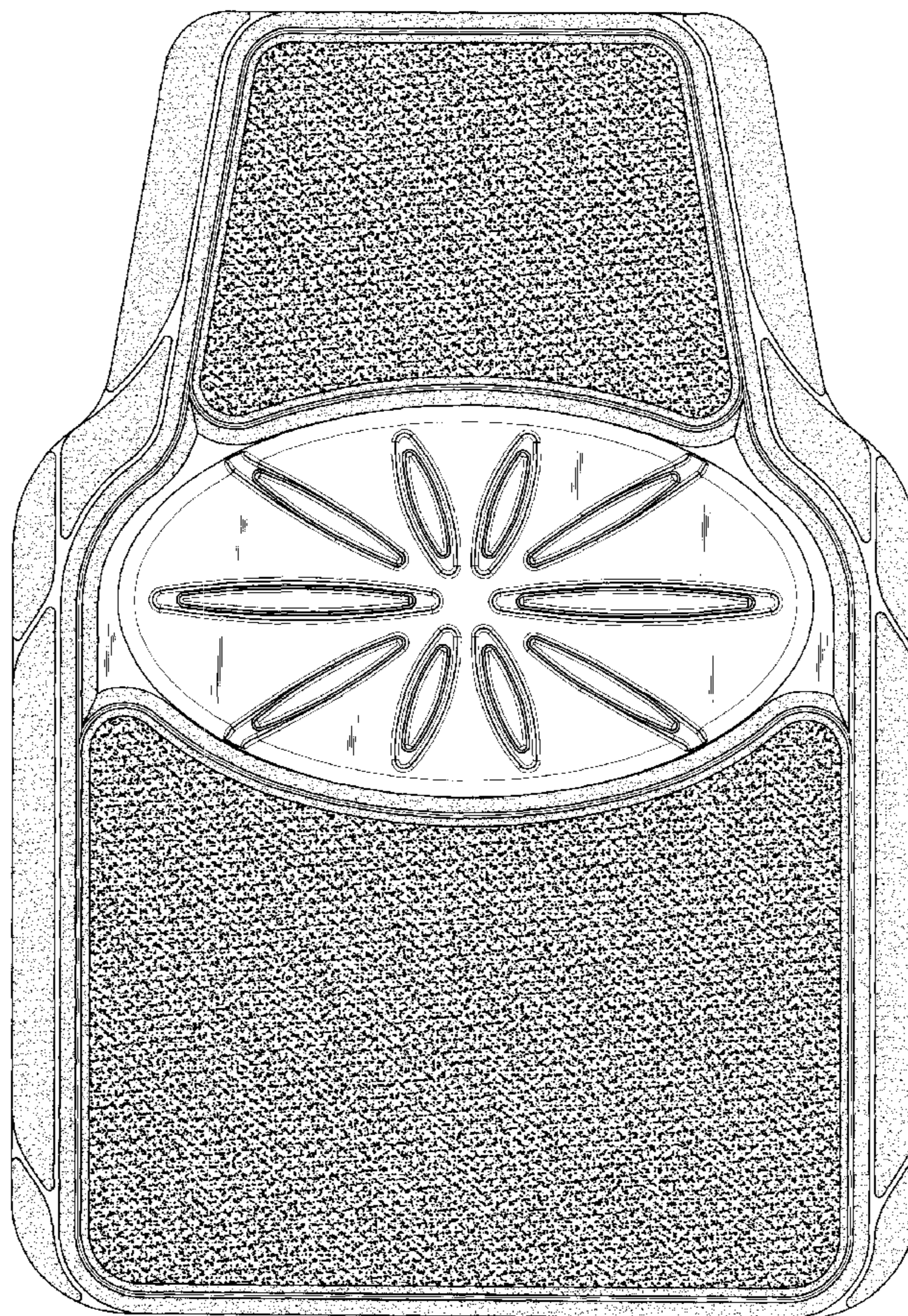
**DESCRIPTION**

(56) **References Cited**  
U.S. PATENT DOCUMENTS

FIG. 1 is a perspective view of a vehicle floor mat showing my design;  
FIG. 2 is a front elevational view thereof;  
FIG. 3 is a rear elevational view thereof;  
FIG. 4 is a left side elevational view thereof;  
FIG. 5 is a right side elevational view thereof;  
FIG. 6 is a top plan view thereof; and,  
FIG. 7 is a bottom plan view thereof.

D182,917 S \* 5/1958 Meyer ..... D12/203  
D432,966 S \* 10/2000 Iacovelli et al. .... D12/203  
D455,384 S \* 4/2002 Kraines ..... D12/203  
D467,532 S \* 12/2002 Kraines ..... D12/203  
D469,726 S \* 2/2003 Kraines ..... D12/203

**1 Claim, 5 Drawing Sheets**



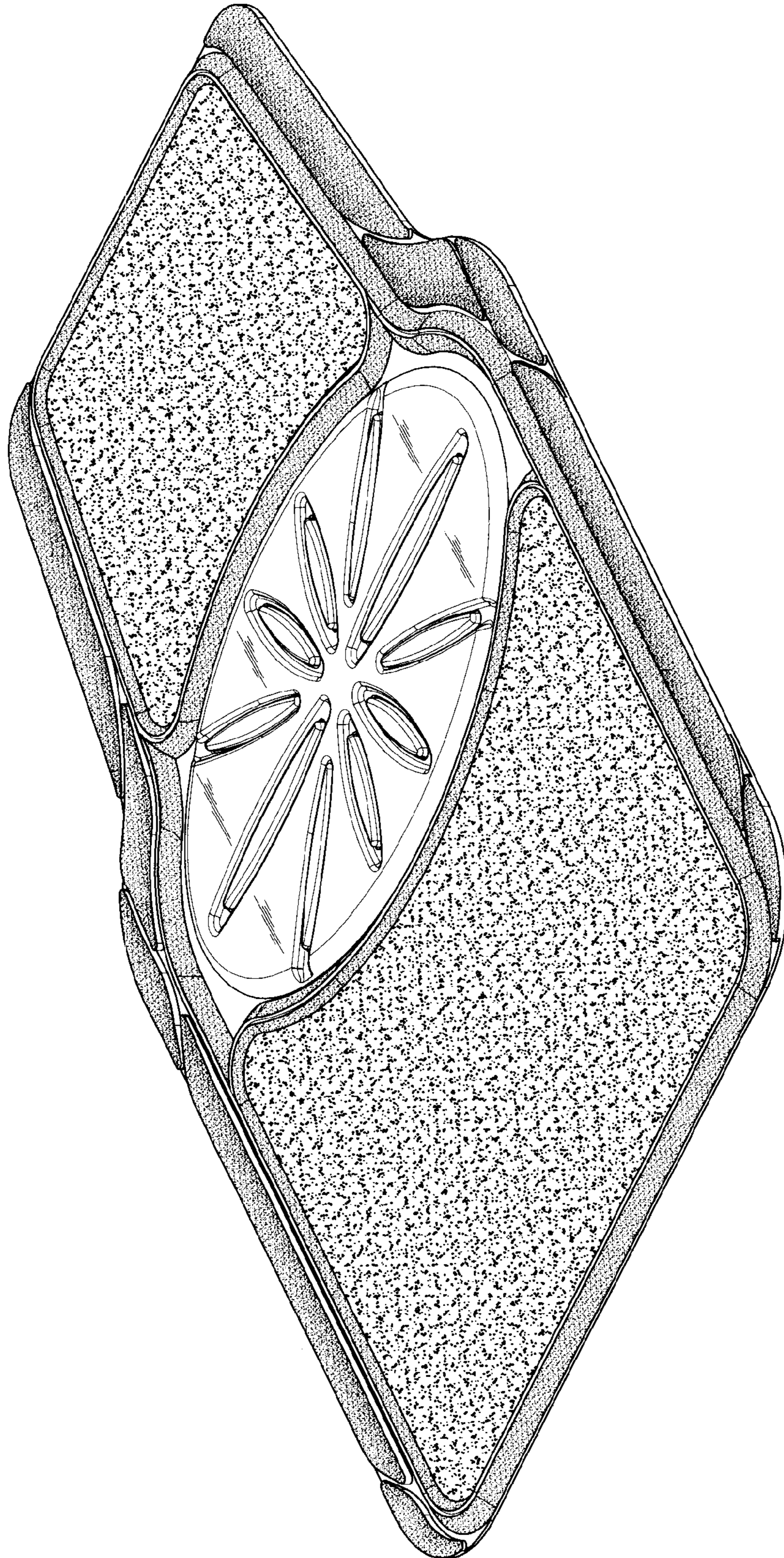


FIG. 1




FIG. 2

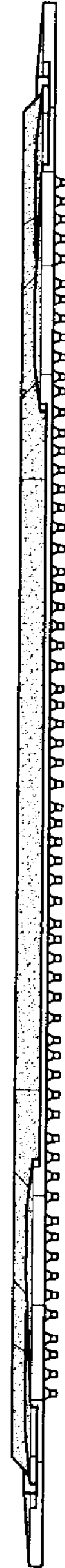


FIG. 3



FIG. 4



FIG. 5

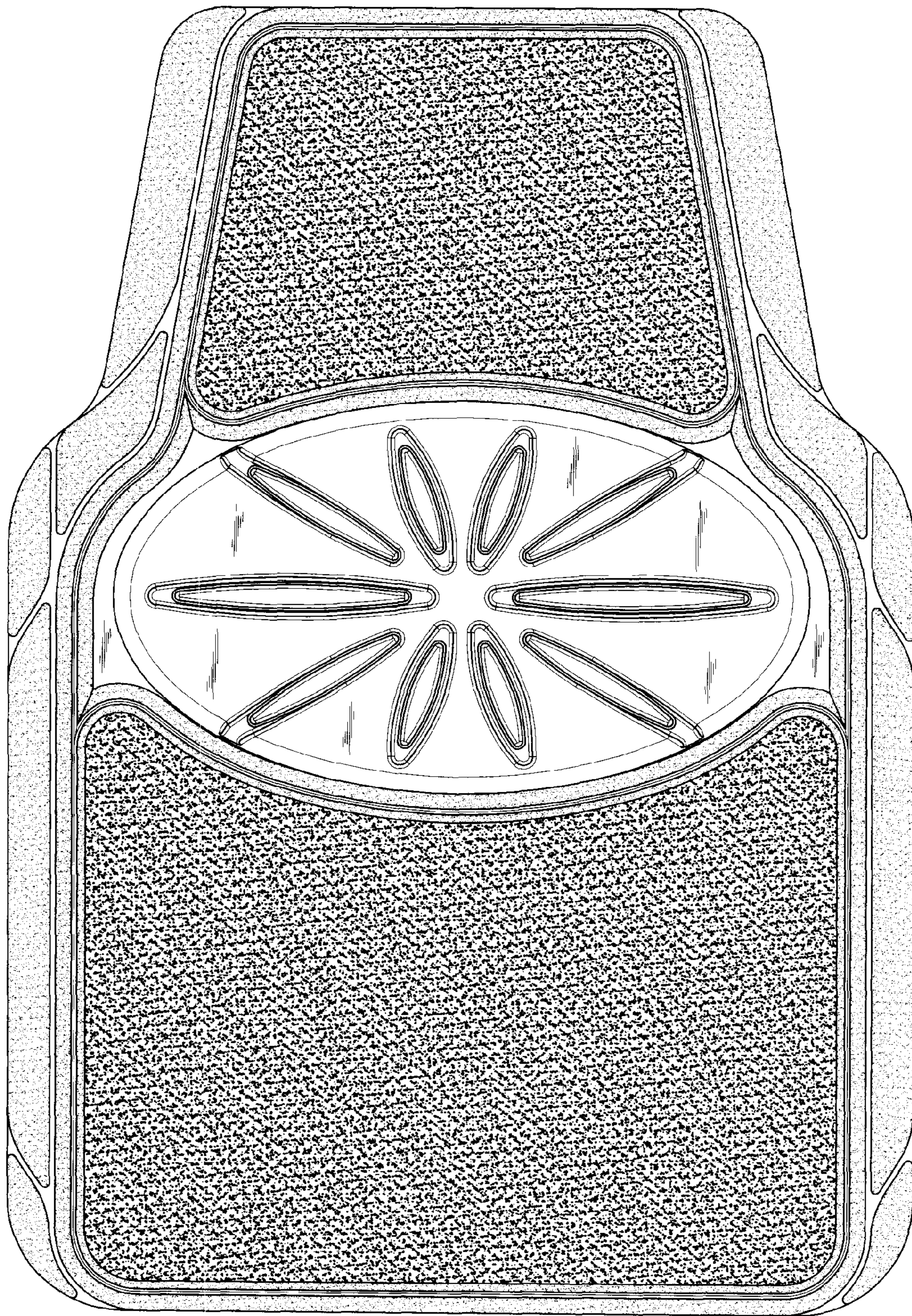


FIG. 6

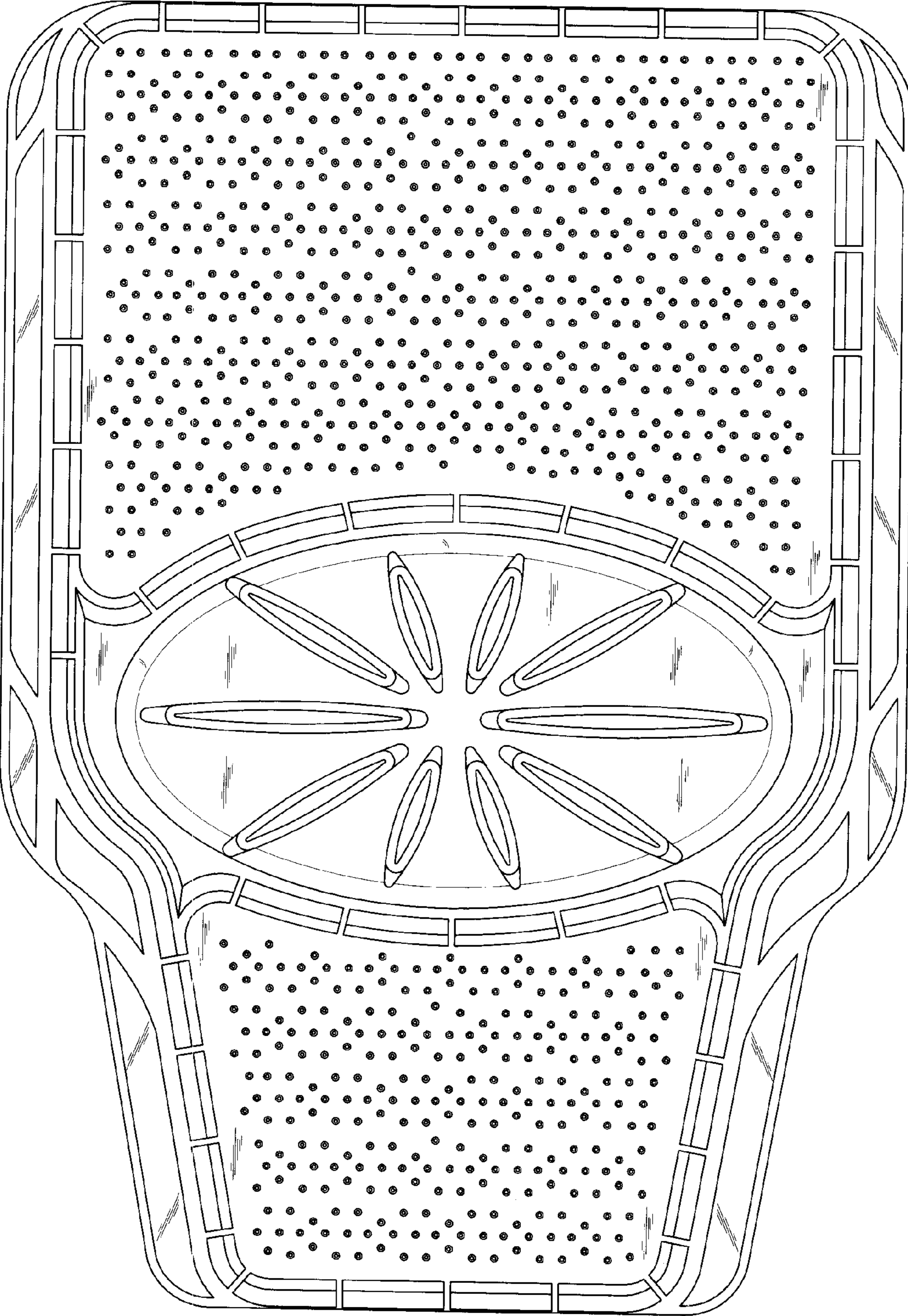


FIG. 7