



US00D535926S

(12) **United States Design Patent** (10) **Patent No.:** **US D535,926 S**  
**Anderson et al.** (45) **Date of Patent:** **\*\* Jan. 30, 2007**

(54) **VEHICLE CENTER CONSOLE**  
(75) Inventors: **Tia Ivory Anderson**, Oak Park, MI (US); **Leslie Marie Bass-Lewis**, Detroit, MI (US); **Shatesha Sharod Carter**, Southfield, MI (US); **Jewel Kristin Tolliver**, Detroit, MI (US); **Shalynn Renee Vaughn**, Detroit, MI (US)  
(73) Assignee: **Ferndale Public Schools**, Ferndale, MI (US)  
(\*\*) Term: **14 Years**  
(21) Appl. No.: **29/263,104**  
(22) Filed: **Jul. 17, 2006**  
(51) **LOC (8) Cl.** ..... **12-16**  
(52) **U.S. Cl.** ..... **D12/192**  
(58) **Field of Classification Search** ..... D12/192; 180/90; 280/750-752; 296/190-191, 70; D10/46, 102, 98, 122-127; D15/17, 28; D14/258, D14/168, 157, 257  
See application file for complete search history.

D494,115 S 8/2004 McPeck et al.  
D494,906 S \* 8/2004 Pfeiffer ..... D12/192  
D494,909 S 8/2004 Pfeiffer  
D500,971 S \* 1/2005 Pfeiffer ..... D12/192  
D503,367 S 3/2005 Pfeiffer  
D504,372 S 4/2005 Juraschek  
D512,006 S 11/2005 Sims  
D512,356 S \* 12/2005 Pfeiffer ..... D12/192  
D519,995 S \* 5/2006 Quilling, II ..... D14/258

**OTHER PUBLICATIONS**

AccessoryGeeks.com online catalog, current Jun. 27, 2006 www.accessorygeeks.com or 260 Paseotesoro, Walnut, CA, 91789, (2 pages enclosed).  
ProClip online catalog, current Jun. 27, 2006 www.proclipusa.com or 4915 Farwell st, McFarland WI 53558, (1 page enclosed).

\* cited by examiner

*Primary Examiner*—Stacia Cadmus

(74) *Attorney, Agent, or Firm*—Leonard J. Meraw

(57) **CLAIM**

The ornamental design for a vehicle center console, as shown and described.

**DESCRIPTION**

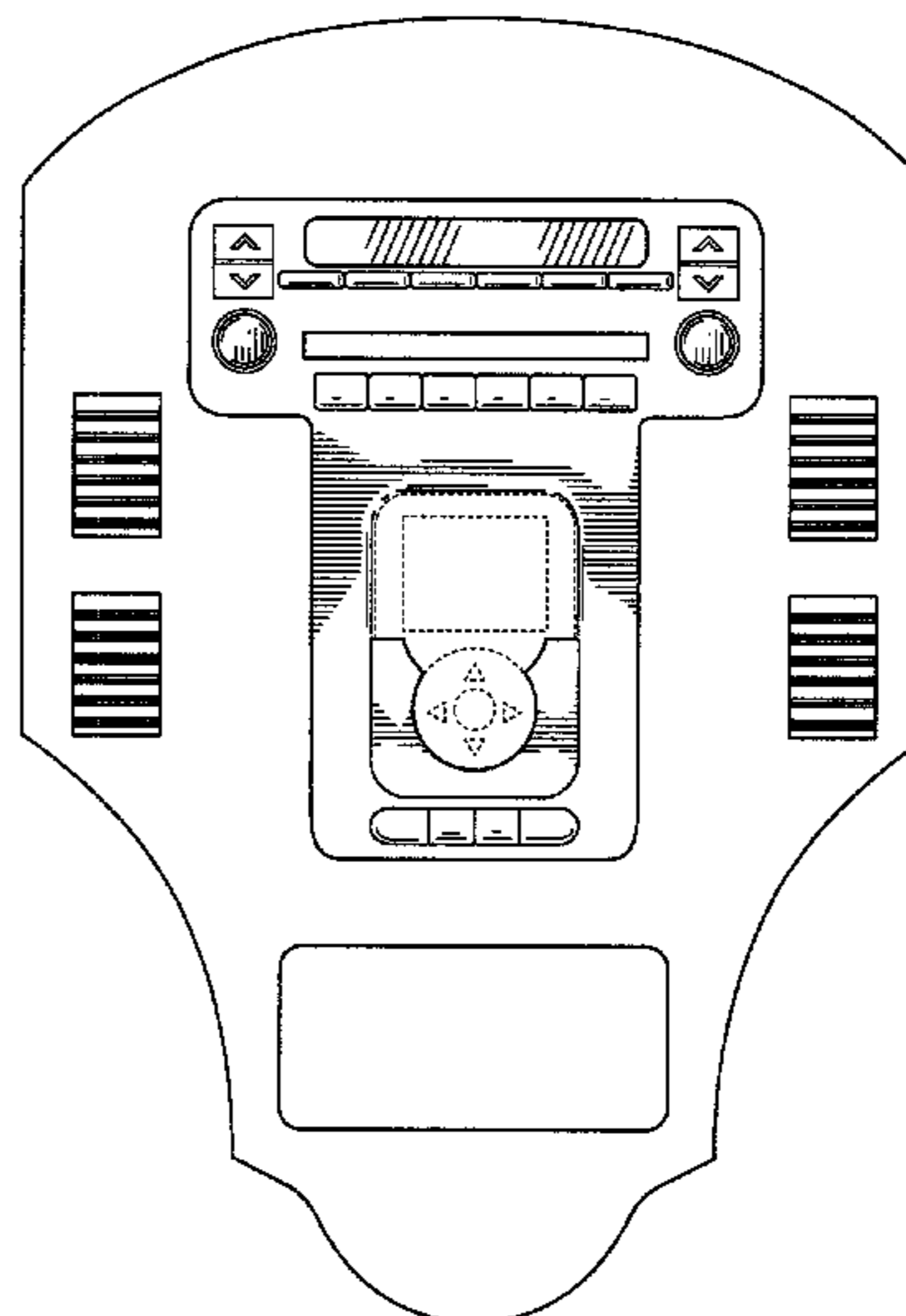
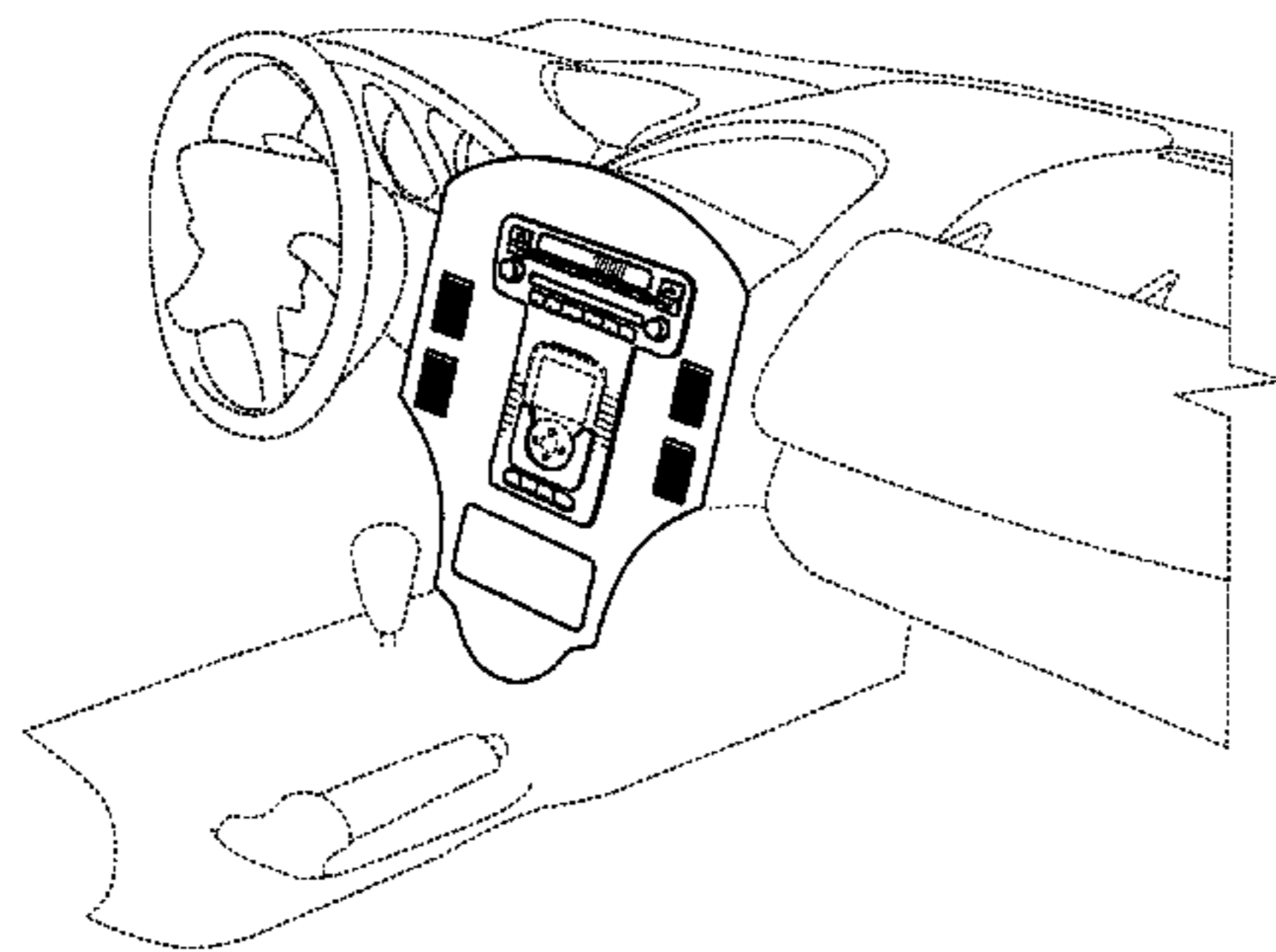
FIG. 1 is a right perspective view of a vehicle center console showing our novel design;  
FIG. 2 is a front view thereof with broken lines illustrating an environmental structure;  
FIG. 3 is a front elevation view thereof;  
FIG. 4 is a top plan view thereof;  
FIG. 5 is a right side elevation thereof; and,  
FIG. 6 is a bottom plan view thereof.  
The broken lines are for illustrative purposes and form no part of the claimed design.  
The vehicle center console is shown on an enlarged scale in FIGS. 2-6.

**1 Claim, 4 Drawing Sheets**

(56) **References Cited**

**U.S. PATENT DOCUMENTS**

D285,915 S 9/1986 Luthe et al.  
D405,094 S 2/1999 Buckingham et al.  
D419,936 S 2/2000 Sacco et al.  
D435,818 S \* 1/2001 Shimizu et al. .... D12/192  
6,201,471 B1 3/2001 Jones  
D449,026 S 10/2001 Tsay et al.  
D469,391 S 1/2003 Pfeiffer et al.  
D470,809 S 2/2003 Asahi et al.  
D473,173 S 4/2003 Wyszograd  
D473,174 S \* 4/2003 Pfeiffer et al. .... D12/192  
D474,137 S 5/2003 Wyszograd  
D486,815 S 2/2004 Jones  
D489,301 S 5/2004 Okonkwo  
D489,660 S \* 5/2004 Okumura et al. .... D12/192



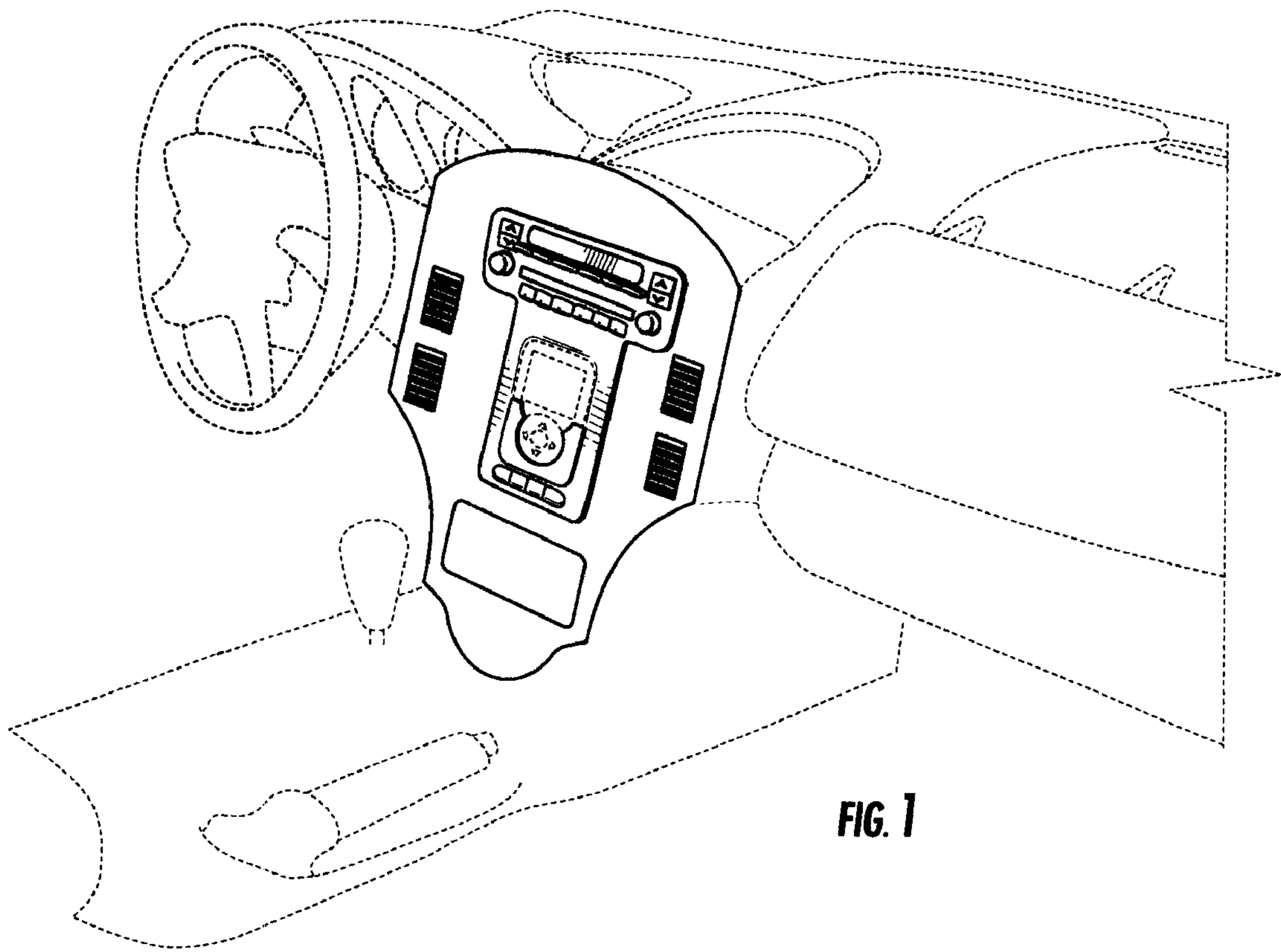


FIG. 1

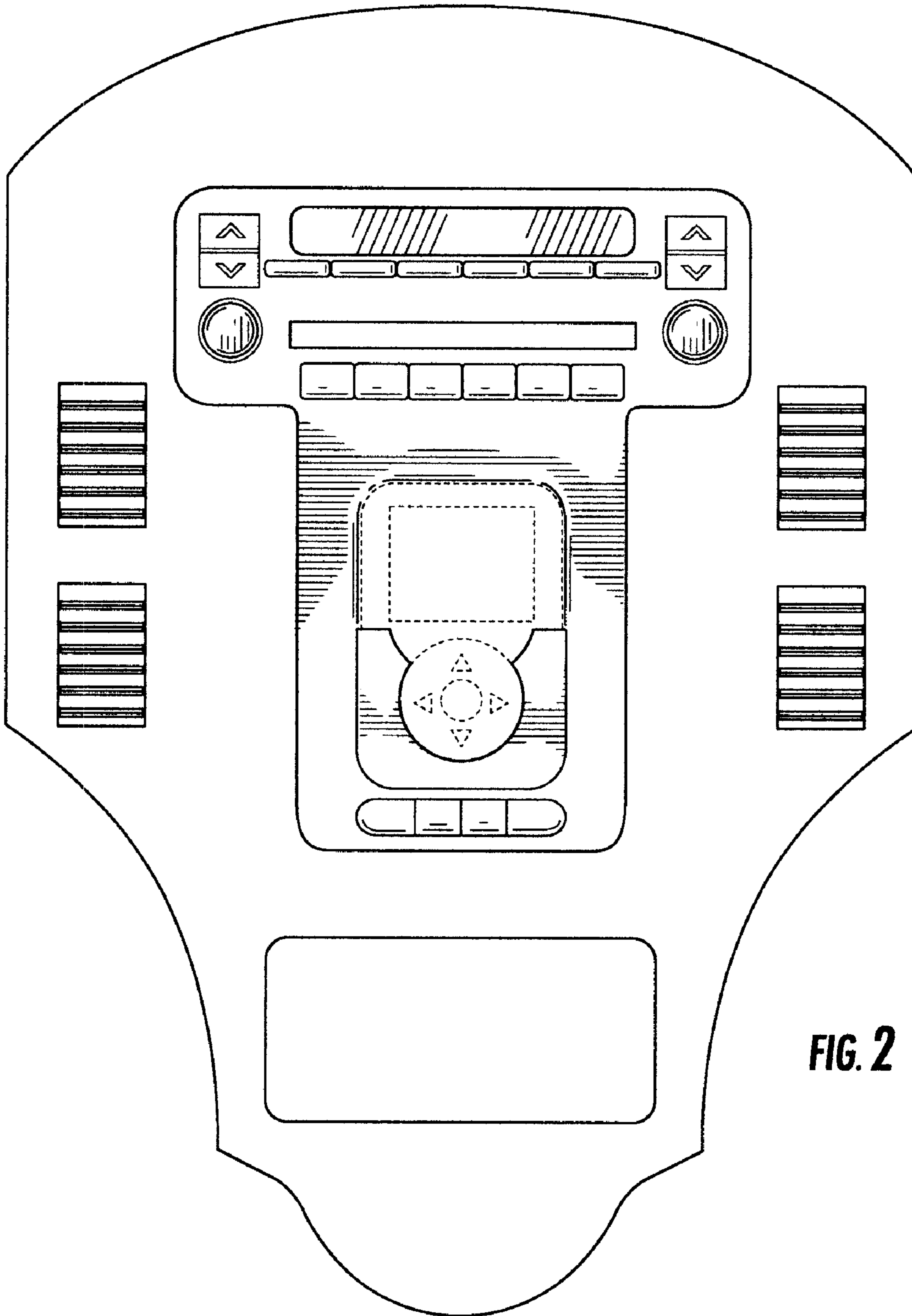
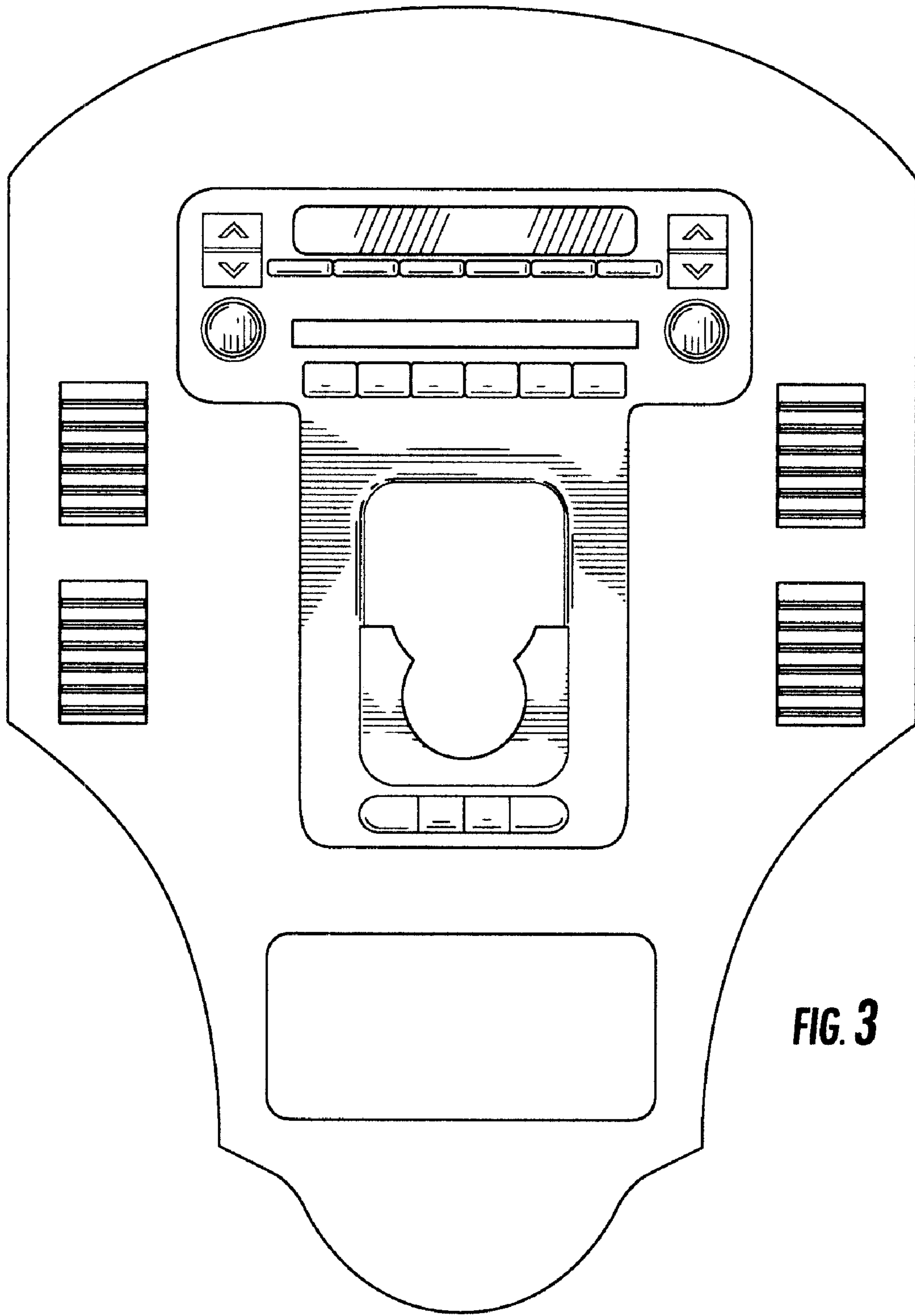
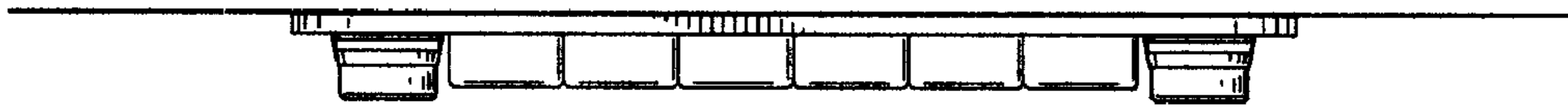


FIG. 2



**FIG. 3**



**FIG. 4**



**FIG. 5**



**FIG. 6**