



US00D535902S

(12) **United States Design Patent**  
**Kaufman et al.**

(10) **Patent No.:** **US D535,902 S**  
(45) **Date of Patent:** **\*\* Jan. 30, 2007**

(54) **WIRELESS ANIMAL TRAINING TRANSMITTER**

(75) Inventors: **William E. Kaufman**, Auburn, IN (US); **David J. Boll**, Avon, OH (US)

(73) Assignee: **Innotek, Inc.**, Garrett, IN (US)

(\*\*) Term: **14 Years**

(21) Appl. No.: **29/224,163**

(22) Filed: **Feb. 25, 2005**

(51) **LOC (8) Cl.** ..... **10-05**

(52) **U.S. Cl.** ..... **D10/104**

(58) **Field of Classification Search** ..... D14/167, D14/154, 168, 188, 496, 156, 218, 160, 137, D14/161, 138, 162, 163, 164, 165, 191, 192; D16/208; D26/38; D10/104; 455/350, 351  
See application file for complete search history.

(56) **References Cited**

**U.S. PATENT DOCUMENTS**

D395,882 S	*	7/1998	Oross et al.	.....	D14/137
D397,689 S	*	9/1998	Harris et al.	.....	D14/138
D423,492 S	*	4/2000	Renard	.....	D14/138
6,078,260 A	*	6/2000	Desch	.....	340/573.1

D428,866 S	*	8/2000	You	.....	D14/137
D459,325 S	*	6/2002	Nakahara	.....	D14/138
D475,941 S	*	6/2003	Williams	.....	D10/104
D482,630 S	*	11/2003	So	.....	D10/104
D491,150 S	*	6/2004	Shen	.....	D13/168
D491,548 S	*	6/2004	Cho	.....	D14/138
D507,253 S	*	7/2005	Lai et al.	.....	D14/138

\* cited by examiner

*Primary Examiner*—Cathron C. Brooks

*Assistant Examiner*—Austin Murphy

(74) *Attorney, Agent, or Firm*—Taylor & Aust, P.C.

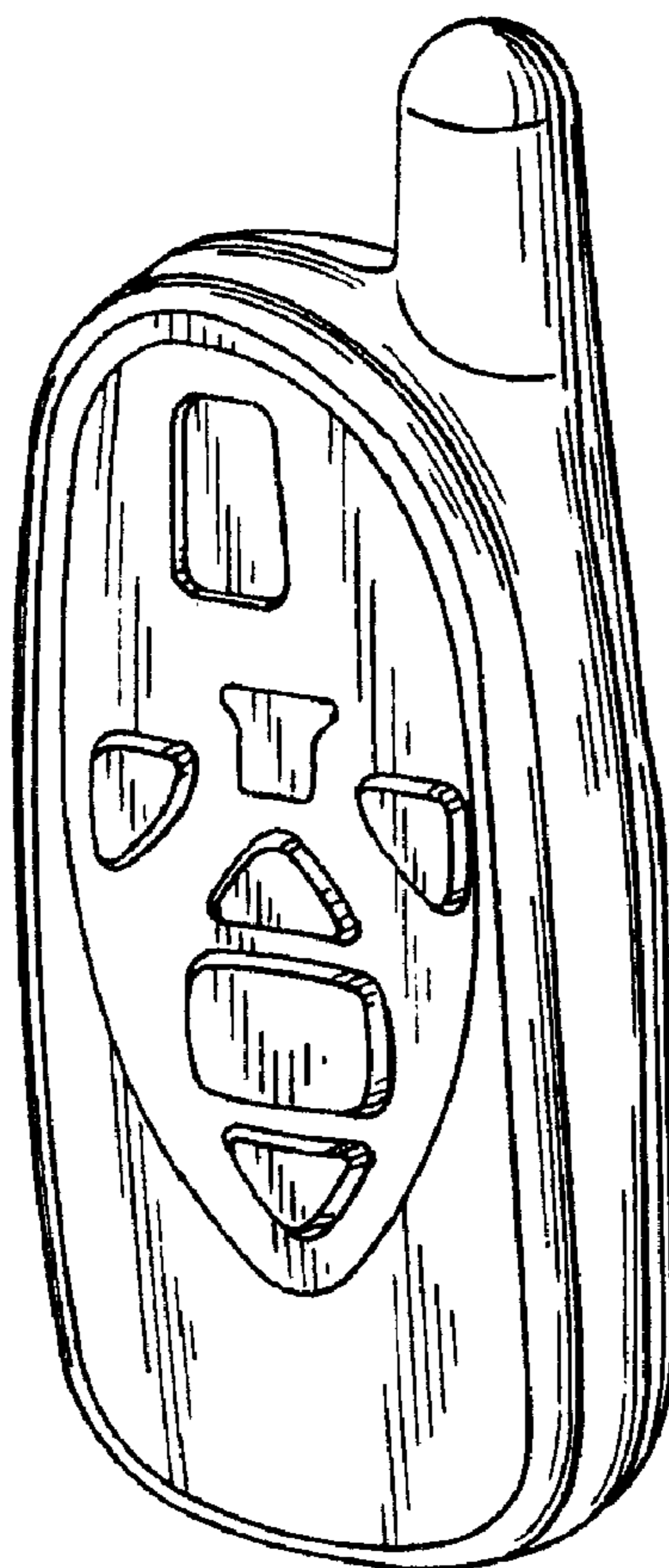
(57) **CLAIM**

The ornamental design for a wireless animal training transmitter, as shown and described.

**DESCRIPTION**

FIG. 1 is a perspective view of a wireless animal training transmitter showing our new design; FIG. 2 is a front view thereof; FIG. 3 is a side view thereof; FIG. 4 is a rear view thereof; FIG. 5 is an opposite view thereof; FIG. 6 is a top view thereof; and, FIG. 7 is a bottom view thereof.

**1 Claim, 2 Drawing Sheets**



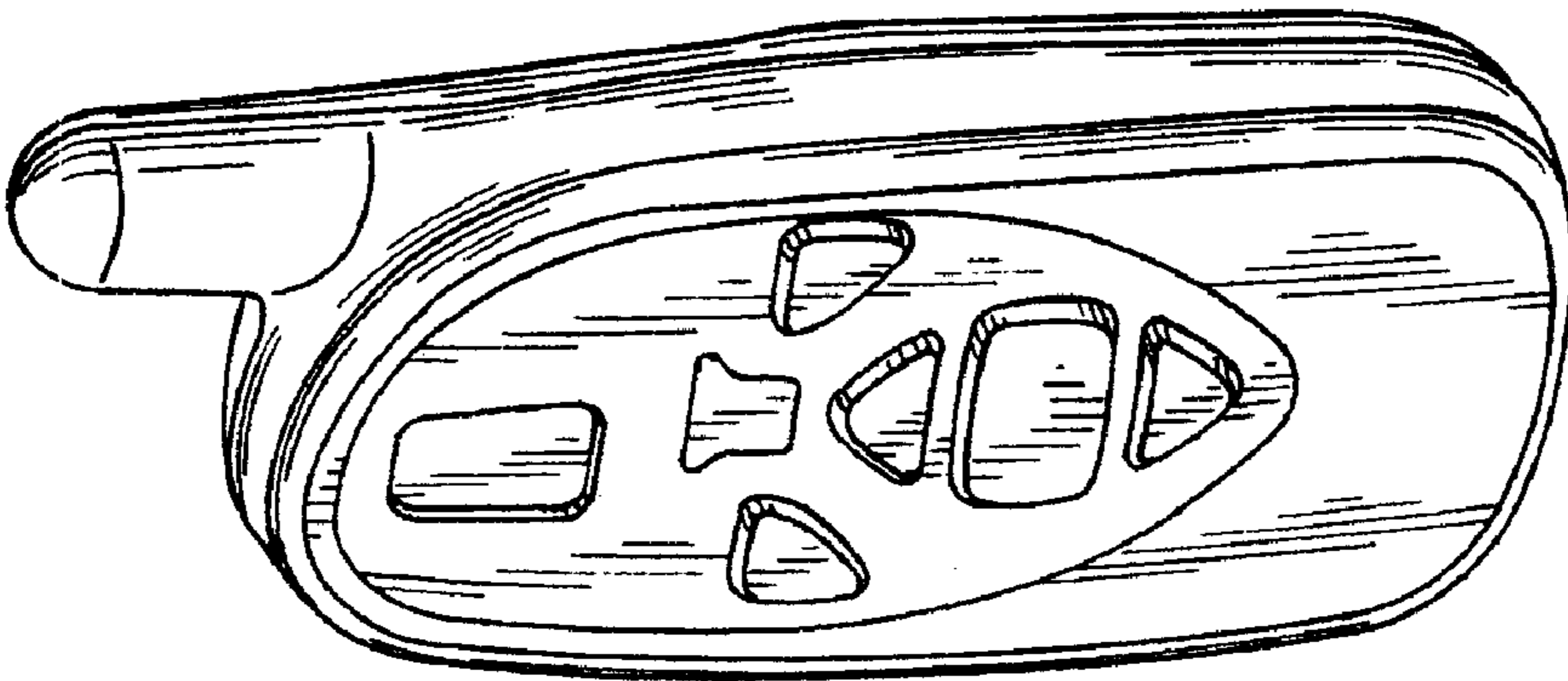


FIG. 1

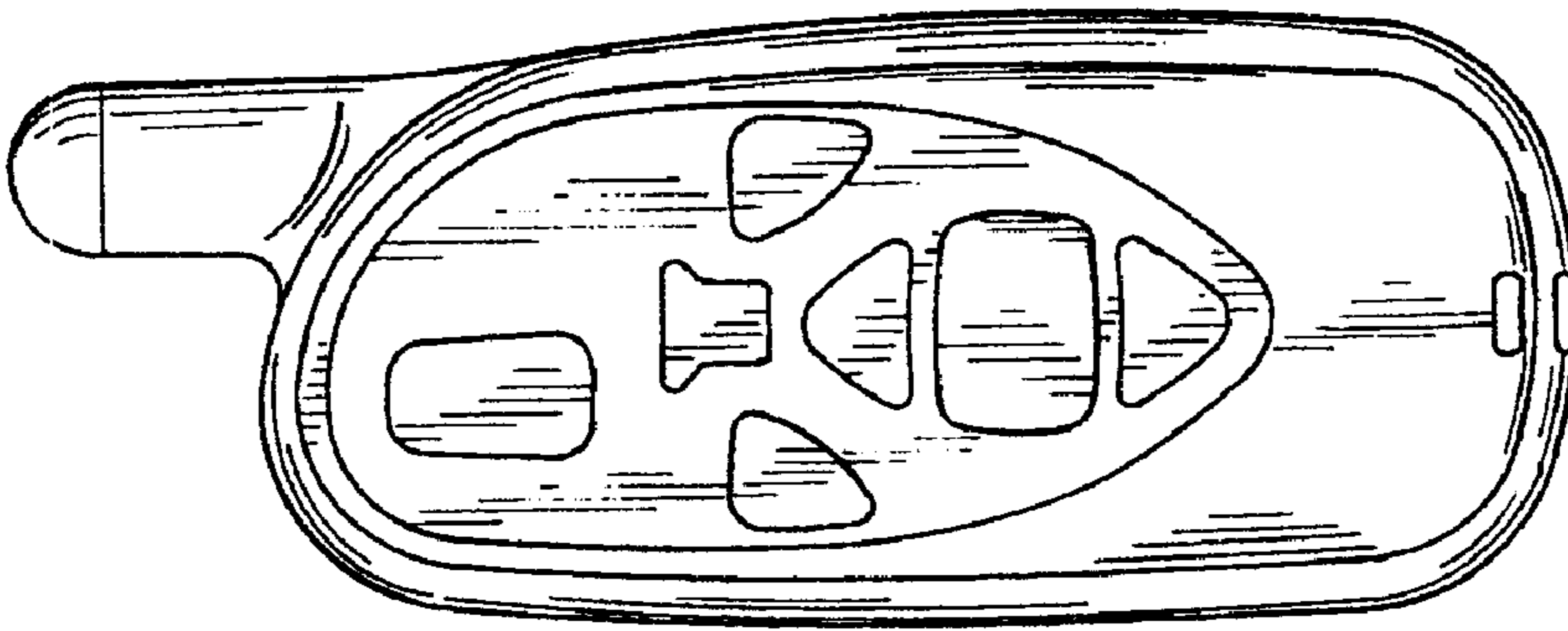


FIG. 2

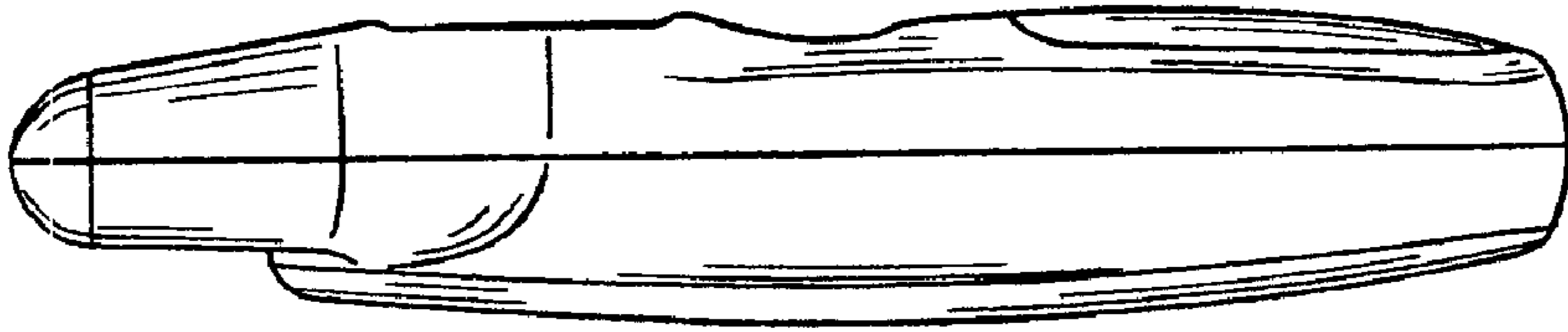


FIG. 3

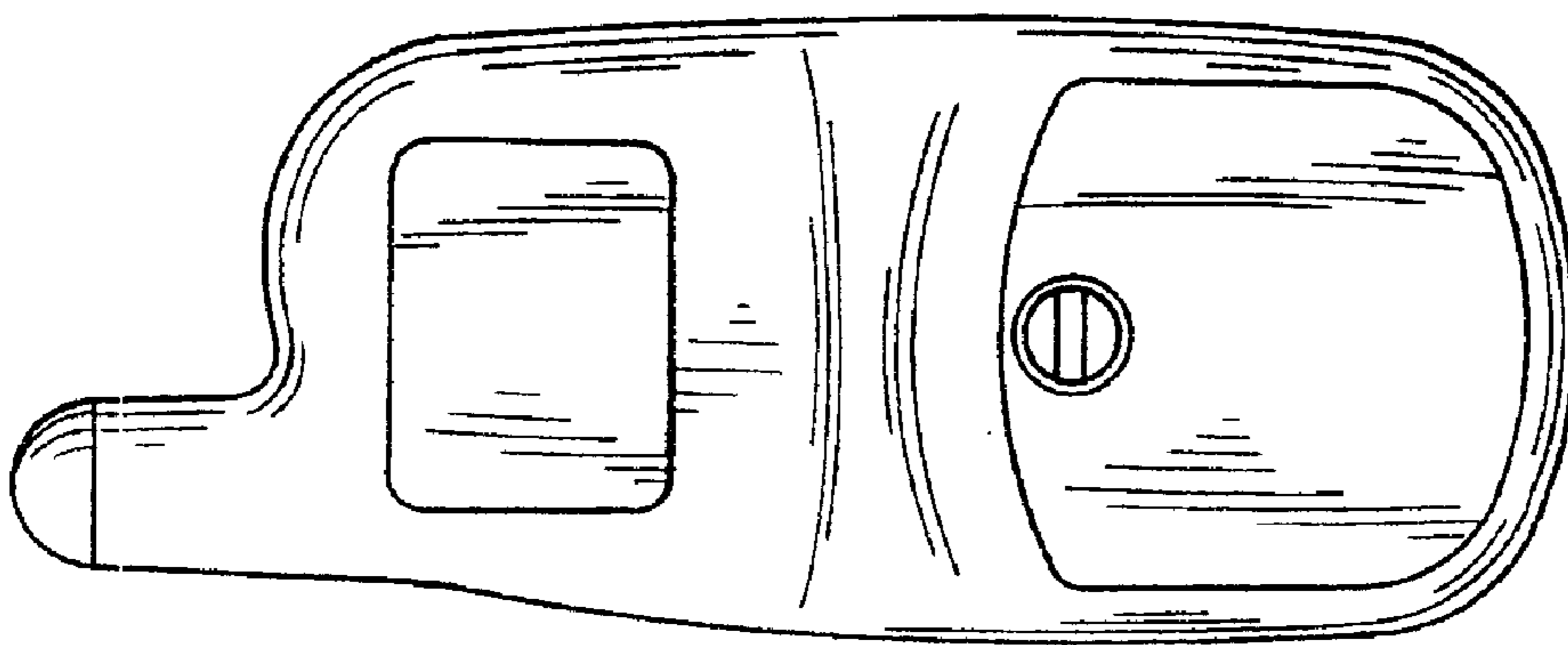


Fig. 4

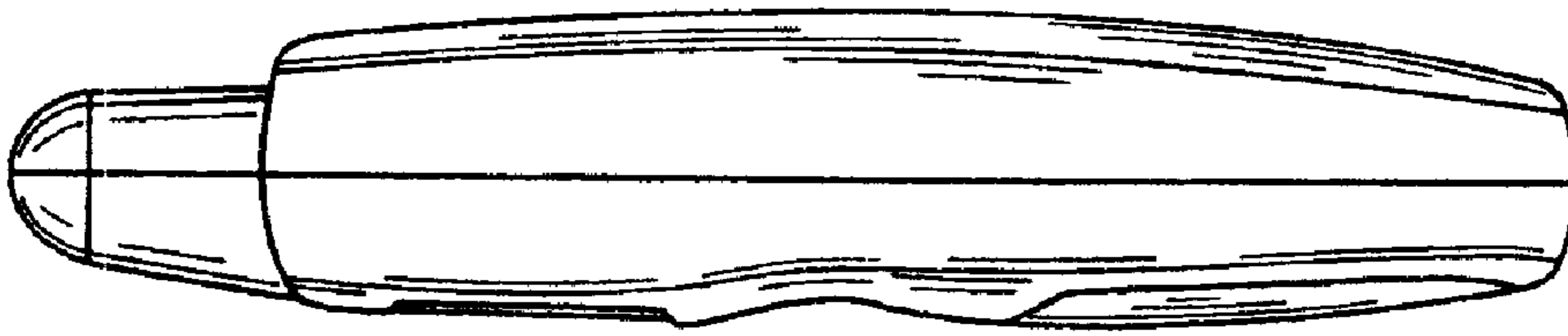


Fig. 5

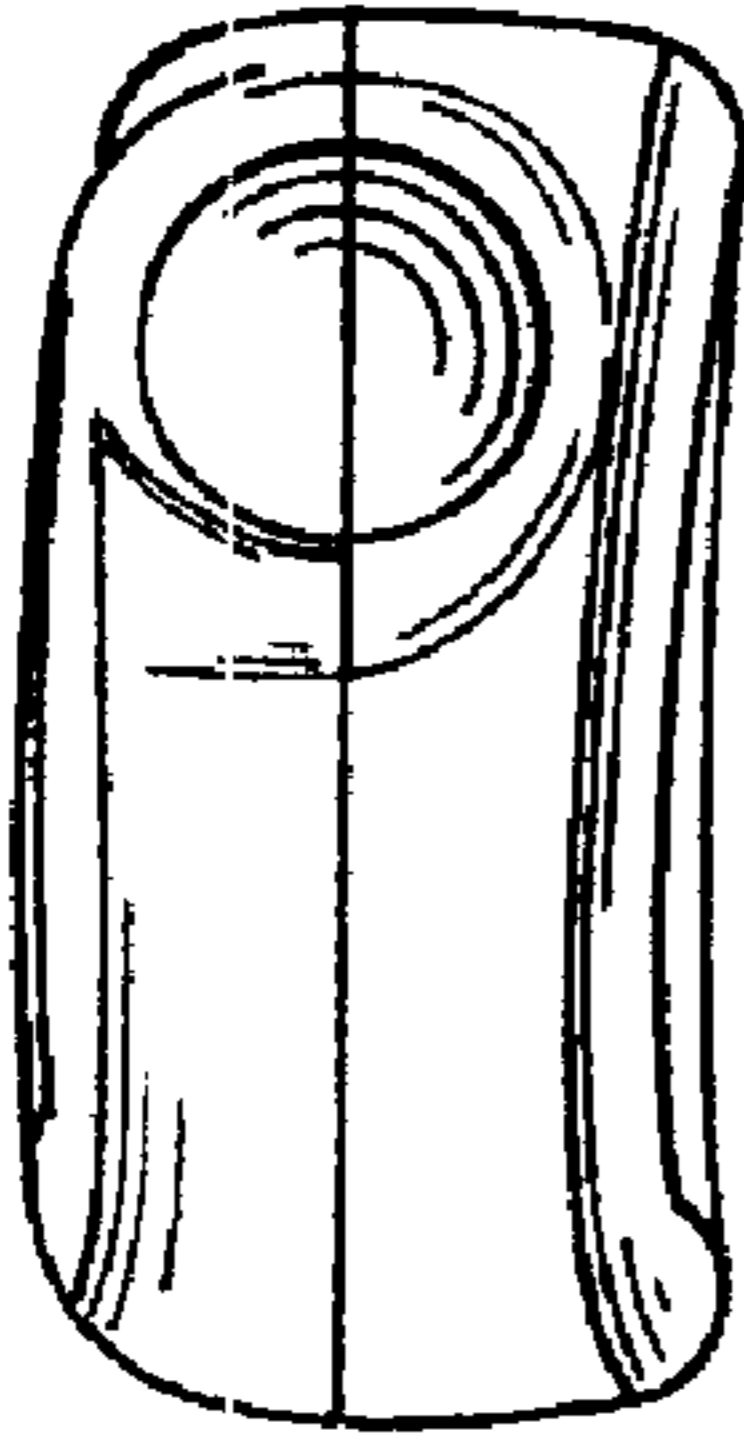


Fig. 6




Fig. 7