

US00D535893S

(12) **United States Design Patent**
Shurtleff et al.

(10) **Patent No.:** **US D535,893 S**

(45) **Date of Patent:** **** Jan. 30, 2007**

(54) **CONTAINER FOR A PERSONAL CARE PRODUCT**

(75) Inventors: **Jill M. Shurtleff**, Boston, MA (US);
Henry D. Ren, Tyngsboro, MA (US)

(73) Assignee: **The Gillette Company**, Boston, MA (US)

(**) Term: **14 Years**

(21) Appl. No.: **29/241,303**

(22) Filed: **Oct. 26, 2005**

(51) **LOC (8) Cl.** **09-01**

(52) **U.S. Cl.** **D9/726**

(58) **Field of Classification Search** D9/723,
D9/726, 727, 728, 729; D3/205; D28/4, 7,
D28/9, 10, 44, 44.1, 44.2, 45, 99; 401/208,
401/219; 206/229; 221/135, 208, 282; 222/92,
222/101, 105, 173, 513, 630
See application file for complete search history.

(56) **References Cited**

U.S. PATENT DOCUMENTS

449,233 A * 3/1891 Porter 401/208
D269,641 S * 7/1983 Mann D28/10
D290,527 S * 6/1987 Thorogood D28/10
4,840,511 A * 6/1989 Fattori et al. 401/208

D345,501 S * 3/1994 Prince D9/726
D377,981 S * 2/1997 Schneider D28/44.1
D400,094 S * 10/1998 Poisson et al. D9/729
D427,521 S * 7/2000 Smith et al. D9/727
6,224,286 B1 * 5/2001 Villahoz 401/219
D451,638 S * 12/2001 Lablaine D28/7
D465,881 S * 11/2002 LaBlaine D28/7

* cited by examiner

Primary Examiner—Mitchell Siegel

Assistant Examiner—Shanda C. Hill

(74) *Attorney, Agent, or Firm*—Fish & Richardson P.C.

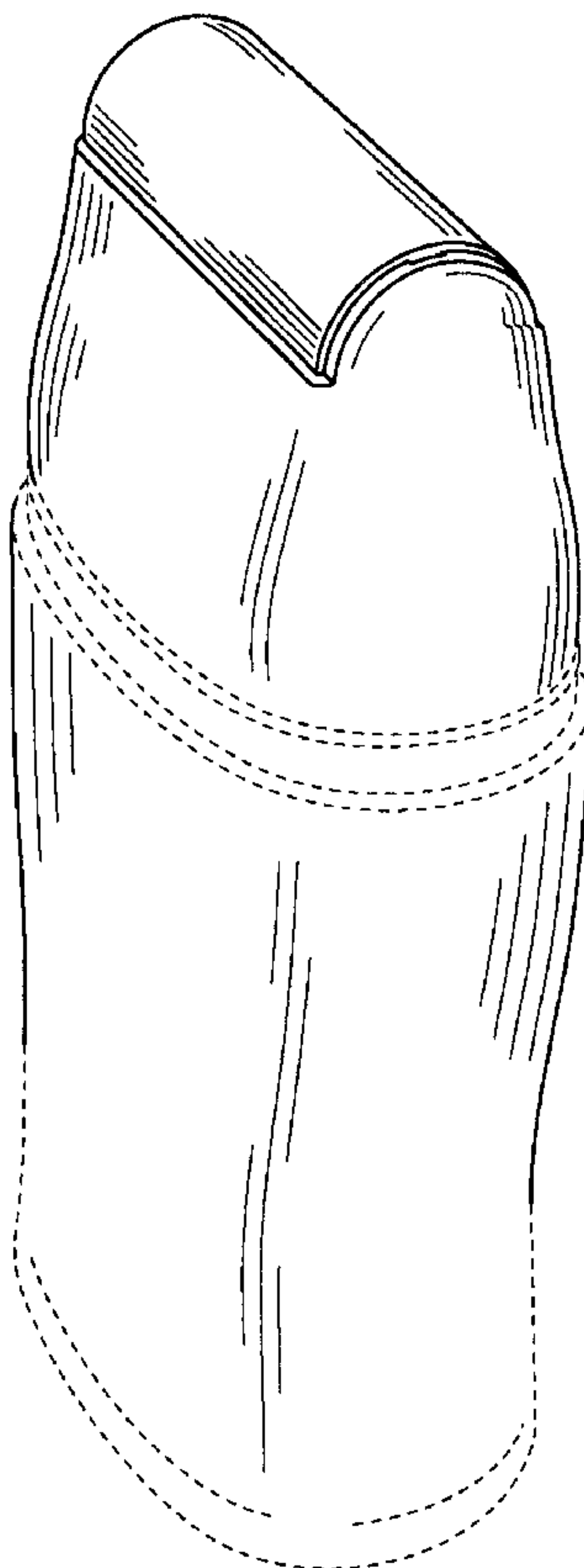
(57) **CLAIM**

The ornamental design for a container for a personal care product, as shown and described.

DESCRIPTION

FIG. 1 is a perspective view of a container for a personal care product showing our new design;
FIG. 2 is a front elevational view thereof;
FIG. 3 is a side elevational view thereof, the opposite side elevational view being a mirror image thereof;
FIG. 4 is a top plan view thereof; and,
FIG. 5 is a bottom plan view thereof.
The broken lines showing the bottom and central region of the container are for illustrative purposes only and form no part of the claimed design.

1 Claim, 3 Drawing Sheets



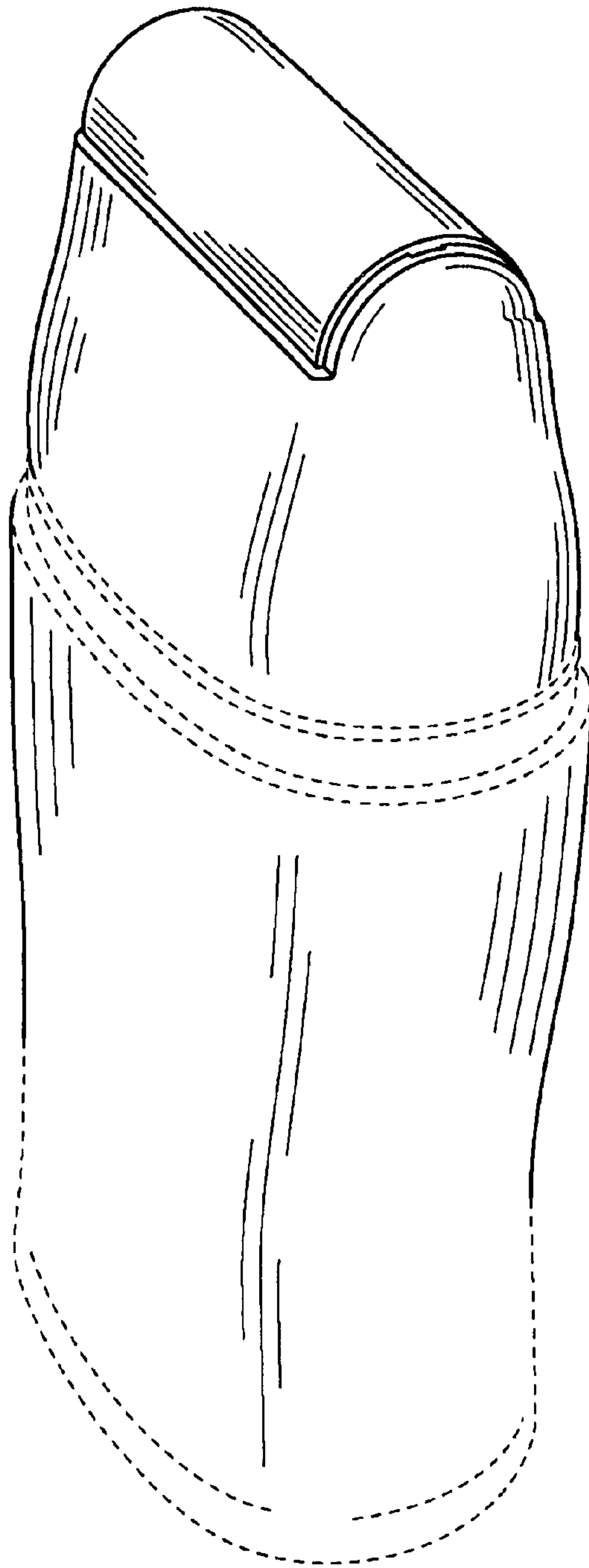


FIG. 1

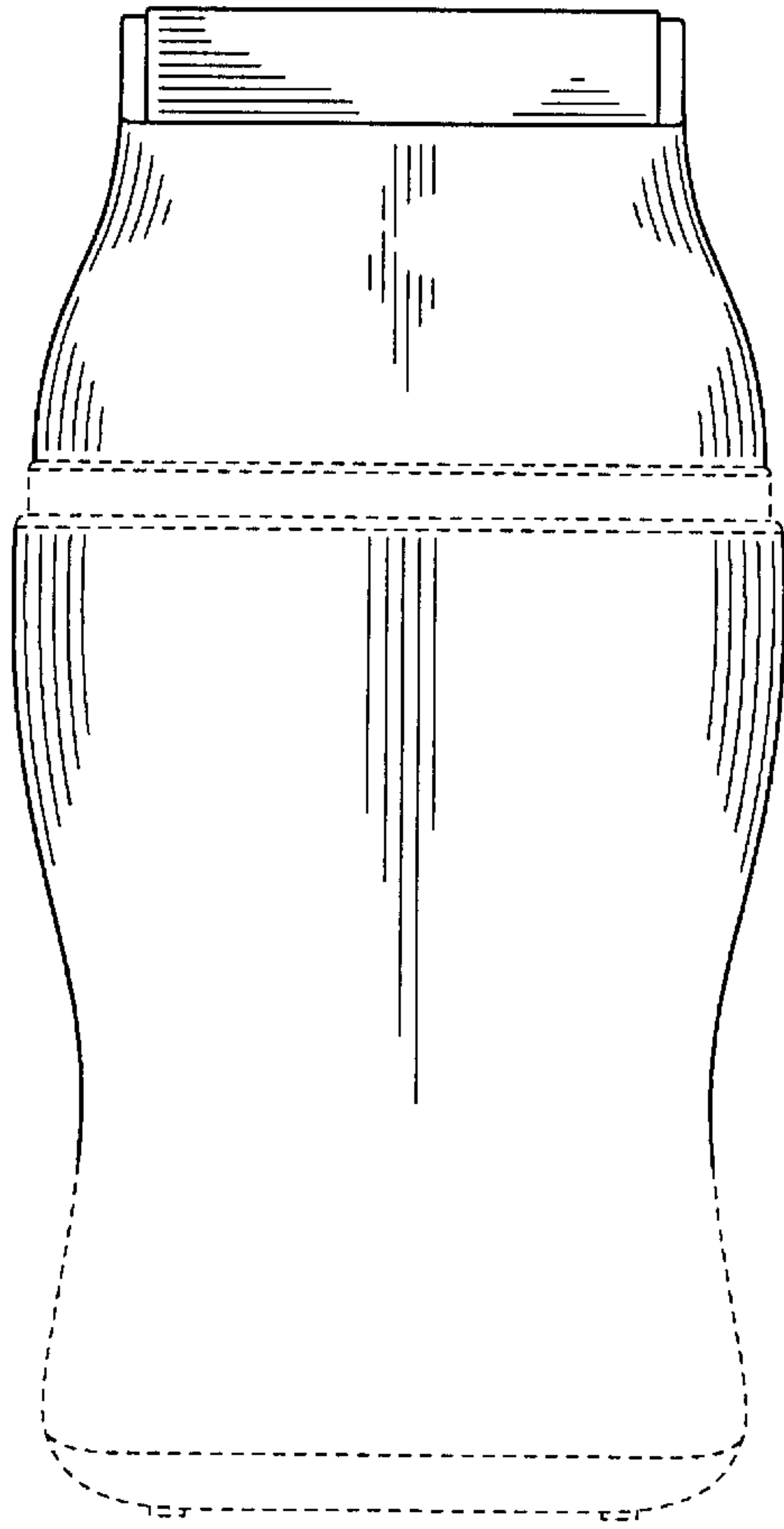


FIG. 2

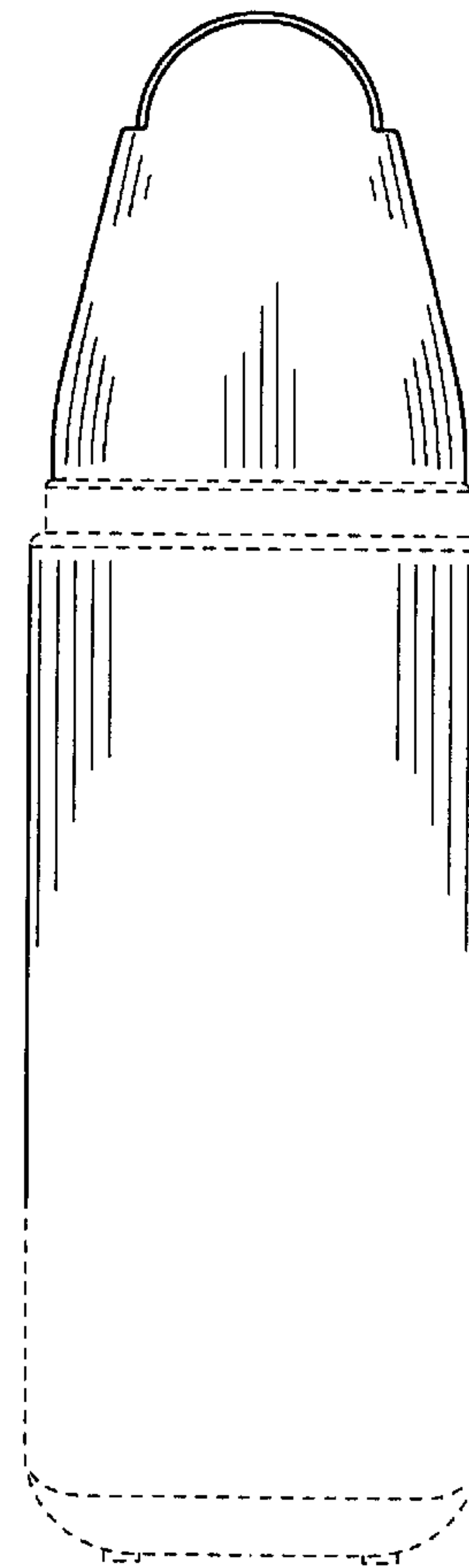


FIG. 3

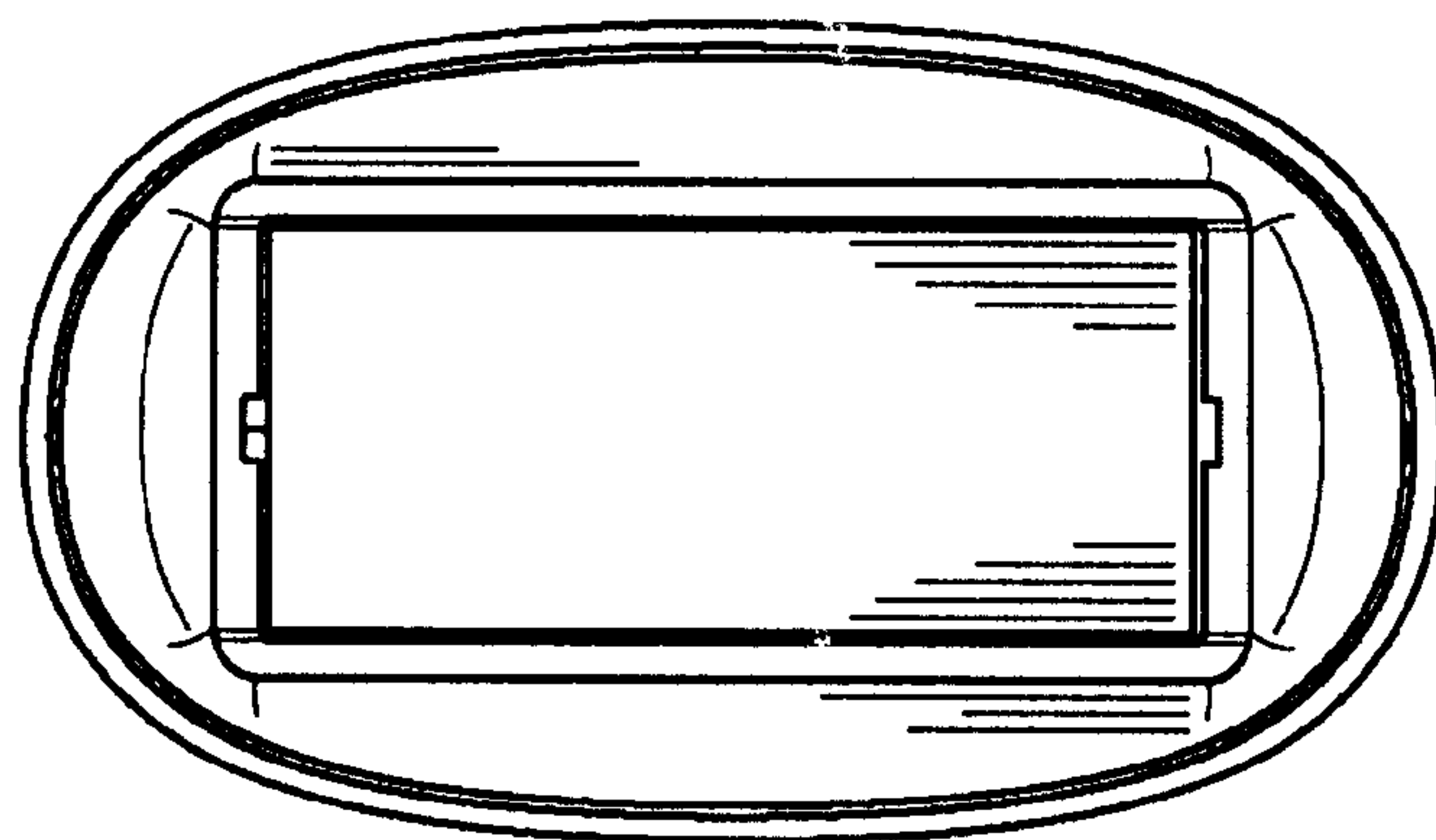


FIG. 4

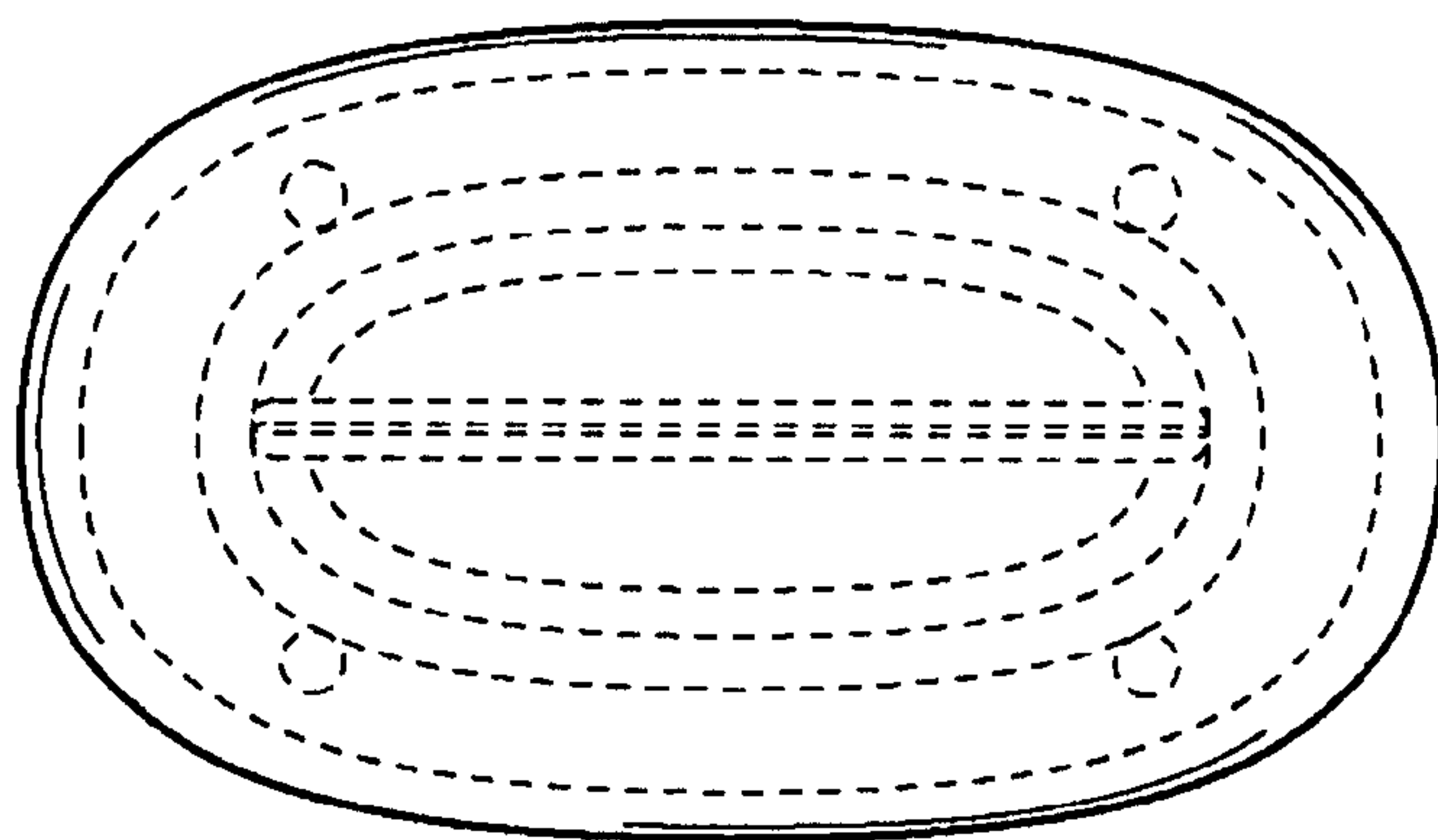


FIG. 5