



US00D535888S

(12) **United States Design Patent**
Kuzma et al.

(10) **Patent No.:** **US D535,888 S**
(45) **Date of Patent:** **** Jan. 30, 2007**

(54) **BOTTLE**

(75) Inventors: **Gene J. Kuzma**, Powell, OH (US);
Elizabeth T. Tkacheff, Columbus, OH
(US)

(73) Assignee: **GK Packaging, Inc.**, Plain City, OH
(US)

(**) **Term:** **14 Years**

(21) **Appl. No.:** **29/245,218**

(22) **Filed:** **Dec. 20, 2005**

(51) **LOC (8) Cl.** **09-01**

(52) **U.S. Cl.** **D9/558**

(58) **Field of Classification Search** D9/558,
D9/516, 549, 530, 537, 539, 574, 545, 529;
215/382-384; 220/660, 675, 679
See application file for complete search history.

(56) **References Cited**

U.S. PATENT DOCUMENTS

D28,182 S	1/1898	Whitall	
D52,472 S	* 9/1918	Corey D9/781
D94,189 S	1/1935	Cassedy	
D106,370 S	10/1937	Pancoast	
D214,554 S	* 7/1969	Oltman et al. D9/550
D247,221 S	2/1978	Landor et al.	
D248,088 S	* 6/1978	Britt D9/529
D256,555 S	8/1980	Beeman	
D306,695 S	3/1990	Smith	
D336,246 S	6/1993	Narvaez	
5,392,937 A	2/1995	Prevot et al.	
D356,038 S	* 3/1995	Biesecker D9/558

D395,396 S	6/1998	Kuzma et al.	
D396,191 S	* 7/1998	Kuzma et al. D9/574
D408,740 S	4/1999	Jones et al.	
5,954,213 A	* 9/1999	Gerhart et al. 215/10
D424,448 S	* 5/2000	Weber D9/558
D439,843 S	* 4/2001	Dalmau D9/542
D448,678 S	* 10/2001	Bakic D9/574
D450,597 S	11/2001	Bobchenok et al.	
D471,111 S	3/2003	Weaver et al.	
D496,867 S	10/2004	Kuzma et al.	
D500,954 S	1/2005	Kuzma et al.	
D514,448 S	2/2006	Kuzma et al.	
D525,873 S	* 8/2006	Haubert et al. D9/529

FOREIGN PATENT DOCUMENTS

EP 000533633-0012 * 5/2006

* cited by examiner

Primary Examiner—Stella Reid

Assistant Examiner—Keli L. Acker

(74) *Attorney, Agent, or Firm*—Dinsmore & Shohl LLP


(57) **CLAIM**

The ornamental design for a bottle, as shown and described.

DESCRIPTION

FIG. 1 is a front elevation view of a bottle embodying my new design, the rear elevation view being a mirror image; FIG. 2 is a front right perspective view thereof; FIG. 3 is a right side elevation view thereof, the left side elevation view being a mirror image; and, FIG. 4 is a top plan view thereof. The broken-line disclosure in the views is for illustrative purposes only and forms no part of the claimed design.

1 Claim, 3 Drawing Sheets






FIG. 1




FIG. 2




FIG. 3

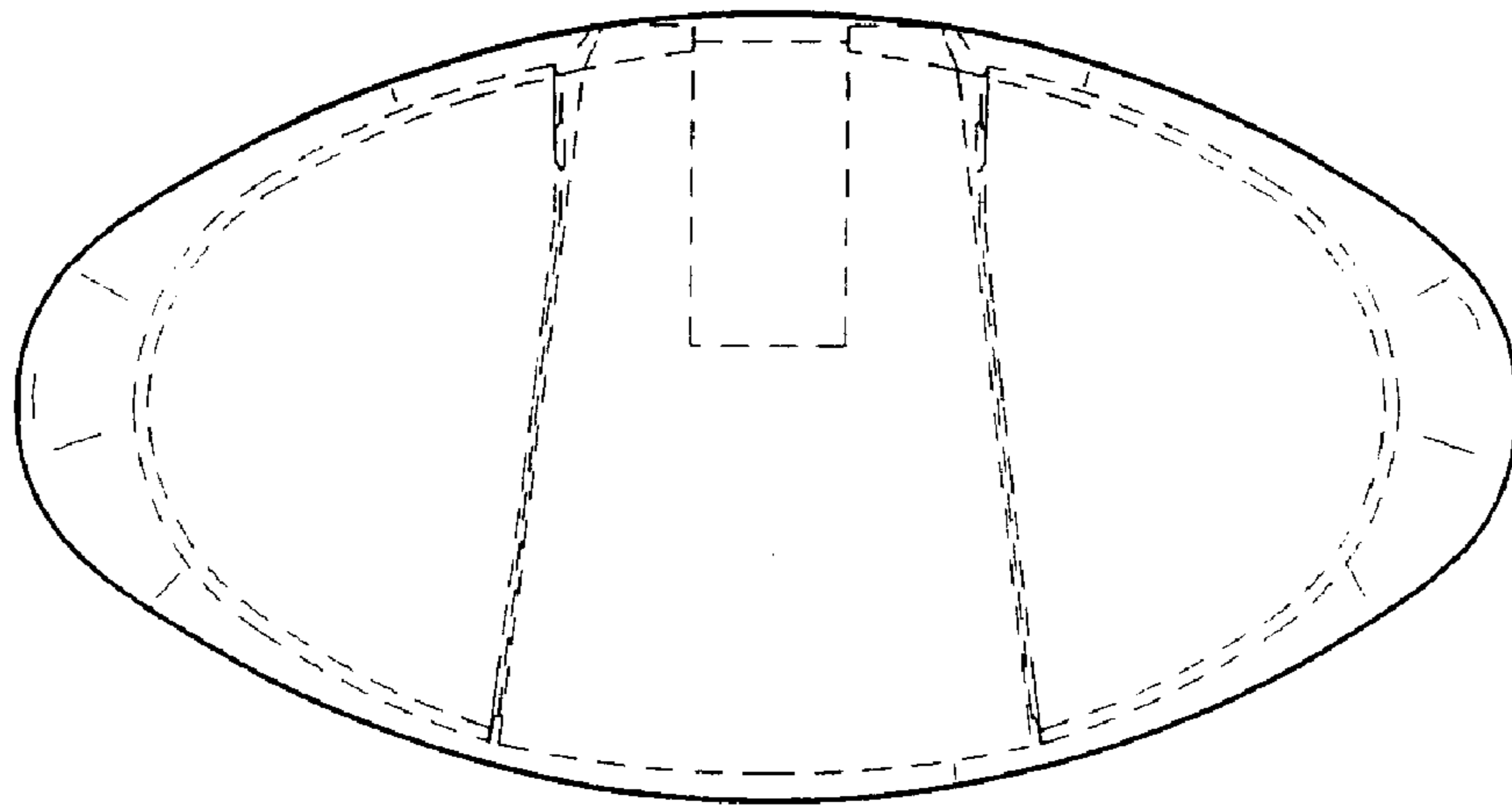


FIG. 4