



US00D535883S

(12) **United States Design Patent**
Muehlhausen et al.

(10) **Patent No.:** **US D535,883 S**
(45) **Date of Patent:** **** Jan. 30, 2007**

(54) **CONTAINER**

(75) Inventors: **Hans-Georg Muehlhausen**,
Duesseldorf (DE); **Kamel Rahal**,
Duesseldorf (DE)

(73) Assignee: **Henkel Kommanditgesellschaft auf
Aktien (Henkel KGaA)**, Dusseldorf
(DE)

(**) Term: **14 Years**

(21) Appl. No.: **29/231,226**

(22) Filed: **Jun. 2, 2005**

(30) **Foreign Application Priority Data**

Dec. 3, 2004 (EM) 000262910

(51) **LOC (8) Cl.** **09-01**

(52) **U.S. Cl.** **D9/534; D9/572; D9/575**

(58) **Field of Classification Search** D9/715,
D9/718, 501, 516-517, 520-521, 528, 530-531,
D9/534, 542, 560, 563, 572-575; D24/121,
D24/224; 215/381-384, 396, 398
See application file for complete search history.

(56) **References Cited**

U.S. PATENT DOCUMENTS

D43,507 S * 2/1913 Nelson D9/544
D196,390 S * 9/1963 McDermott D9/534
D224,701 S * 9/1972 Wright D9/528
D226,168 S * 1/1973 Muscatiello D9/522

D236,586 S * 9/1975 McDonald D9/574
3,923,183 A * 12/1975 Choksi et al. 215/251
D246,156 S * 10/1977 Muscatiello et al. D9/525
D263,806 S * 4/1982 Grip D9/520
D263,929 S * 4/1982 Grip D9/520
4,408,702 A * 10/1983 Horvath 222/212
D279,763 S * 7/1985 Hestehave et al. D9/528
D307,392 S * 4/1990 Weckman D9/528
5,217,737 A * 6/1993 Gyfax et al. 426/111
D372,091 S * 7/1996 McCallister et al. D24/121
D374,481 S * 10/1996 McCallister et al. D24/121
D497,314 S * 10/2004 Dea D9/573

* cited by examiner

Primary Examiner—Carol Rademaker

(74) *Attorney, Agent, or Firm*—Dann, Dorfman, Herrell
and Skillman; Henry H. Skillman


(57) **CLAIM**

The ornamental design for a container, as shown and
described.

DESCRIPTION

FIG. 1 is a top left front perspective view of a container
according to the new design;
FIG. 2 is a rear elevation view thereof;
FIG. 3 is a front elevation view thereof;
FIG. 4 is a right elevation view thereof;
FIG. 5 is a left elevation view thereof;
FIG. 6 is a top plan view thereof; and,
FIG. 7 is a bottom plan view thereof.

1 Claim, 6 Drawing Sheets



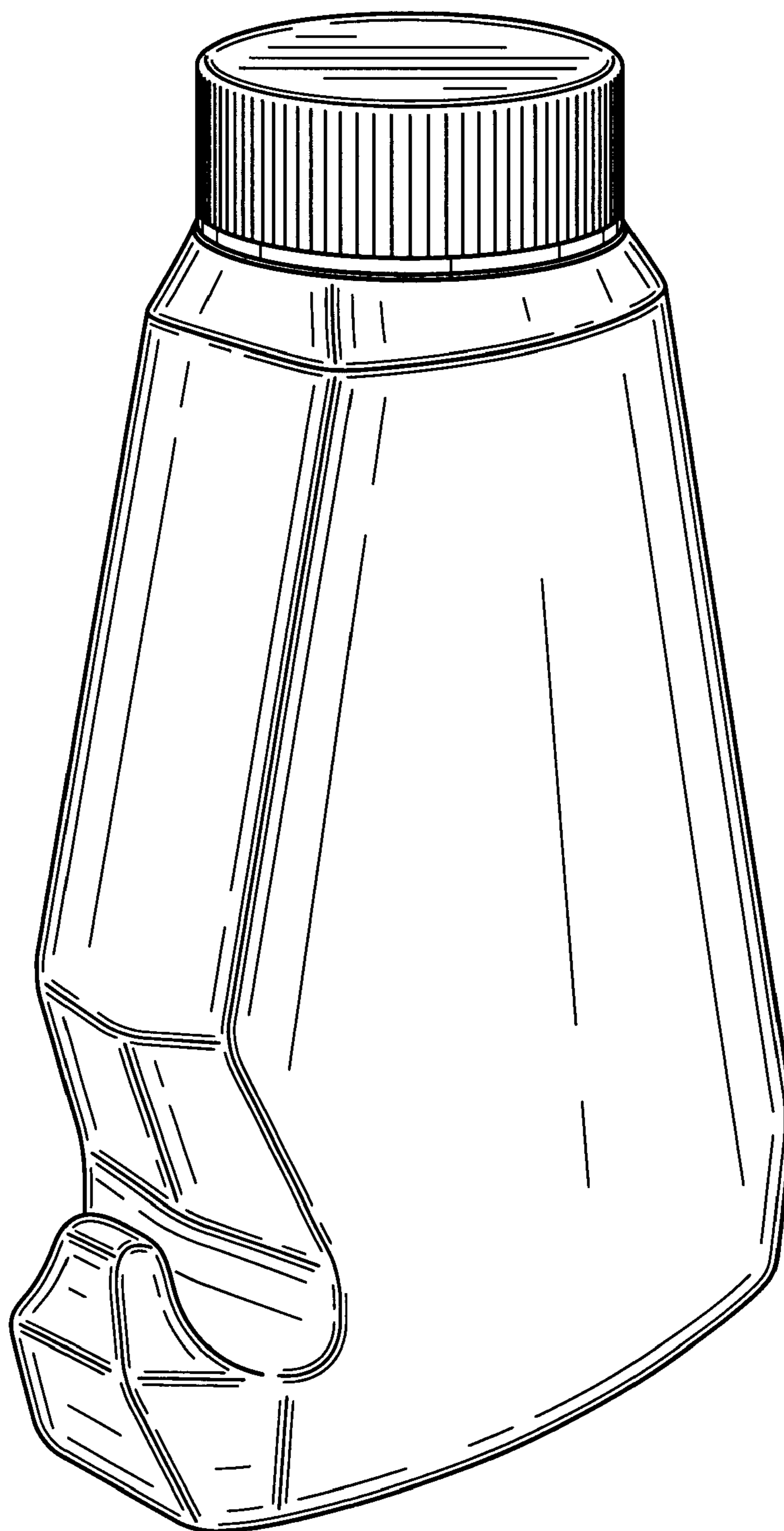


FIG. 1

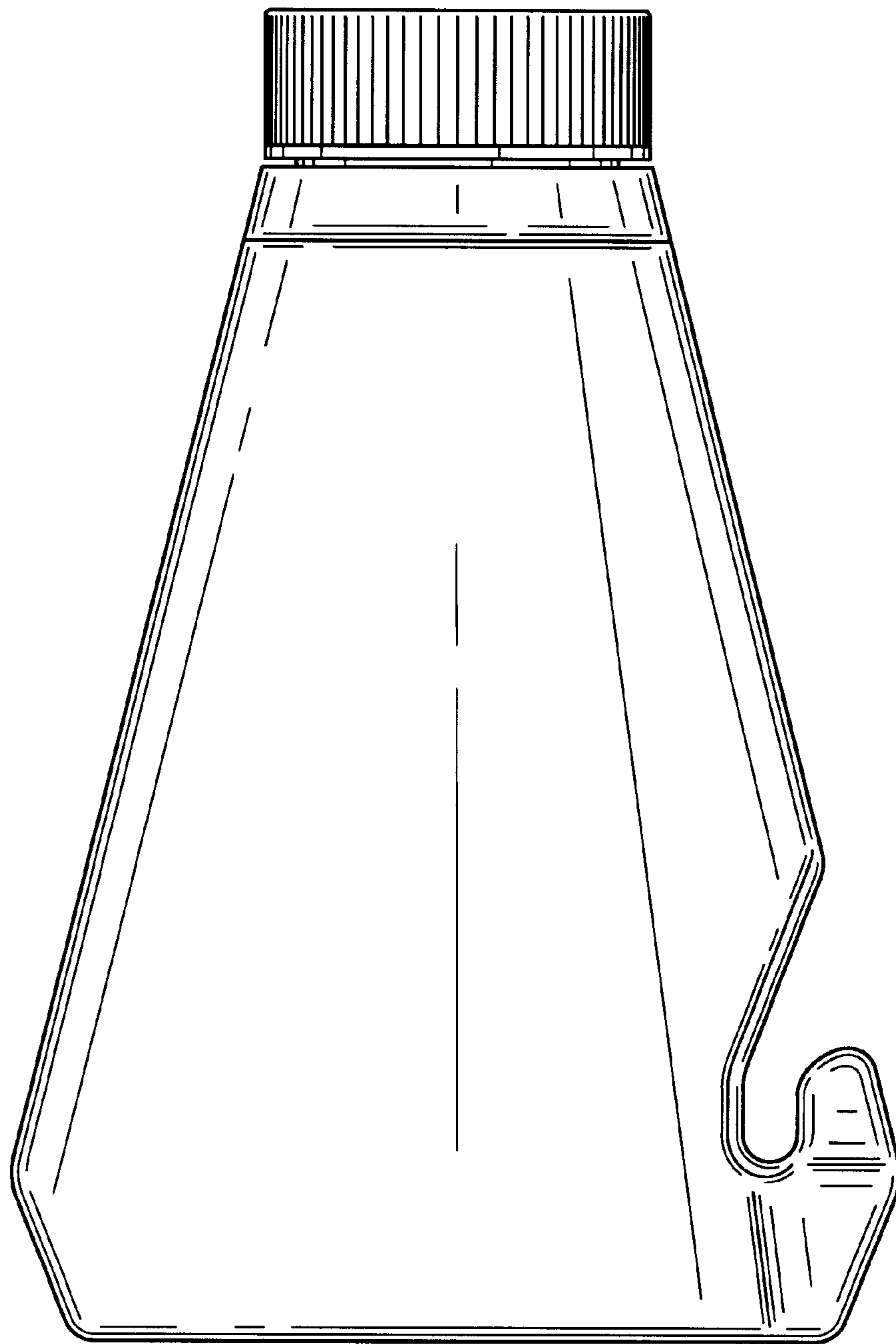


FIG. 2

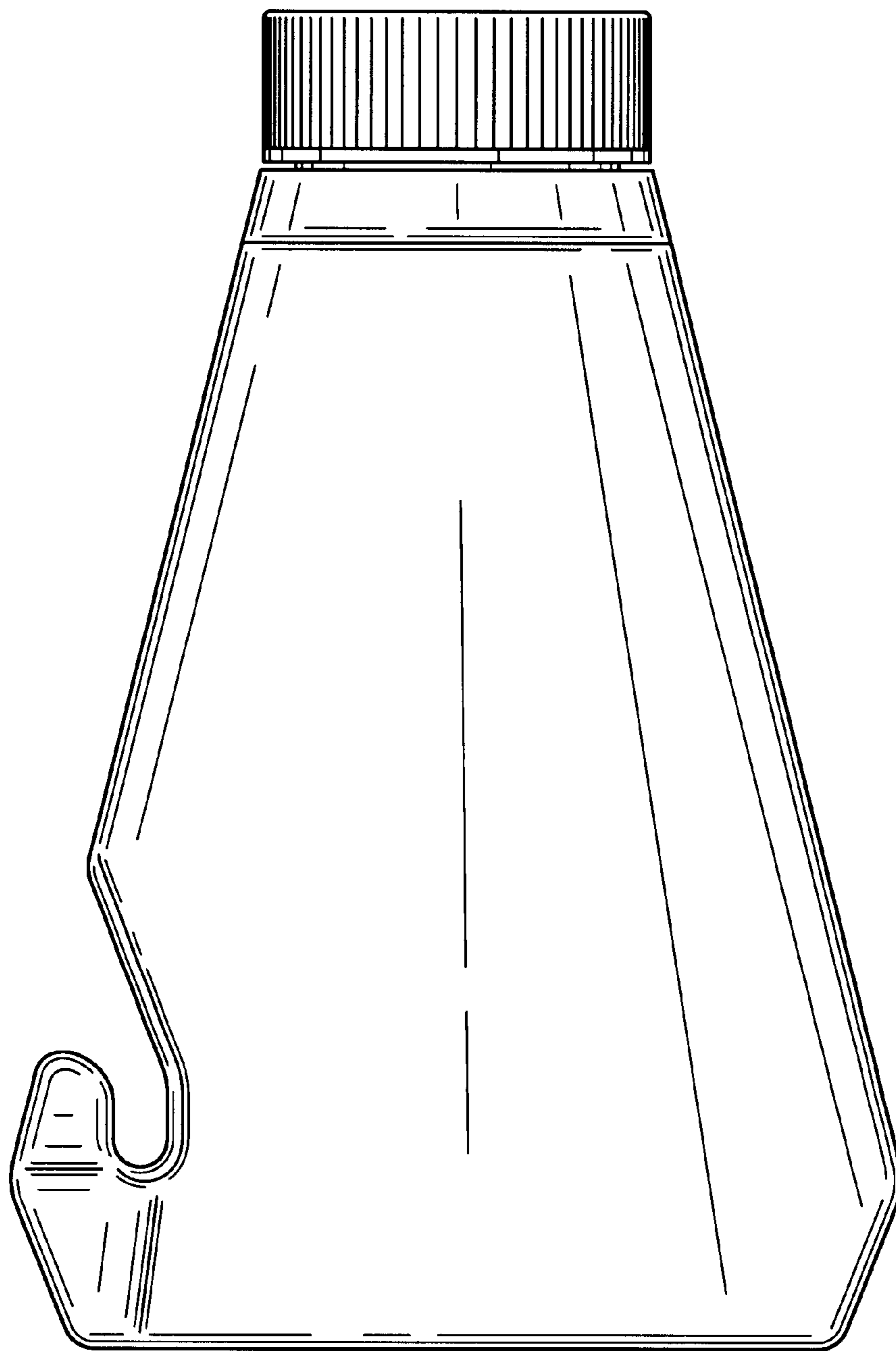


FIG. 3

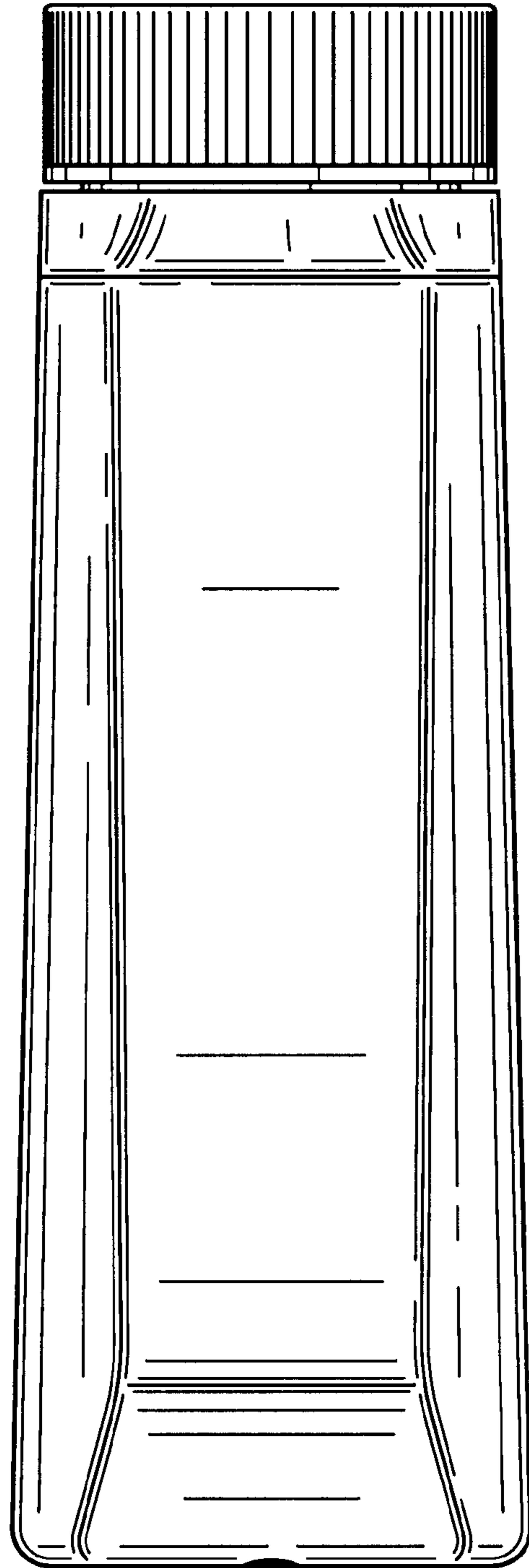


FIG. 4




FIG. 5

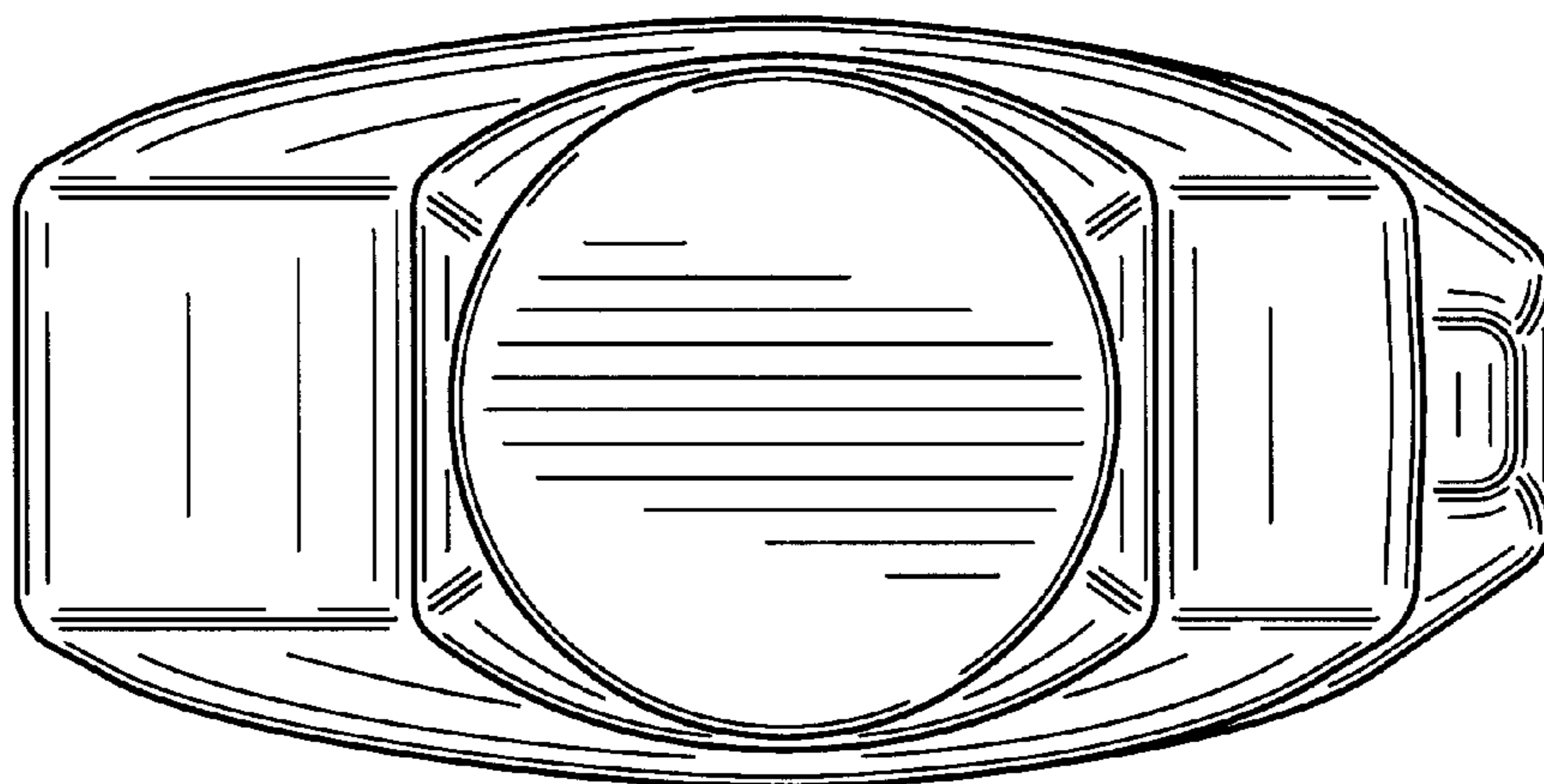


FIG. 6

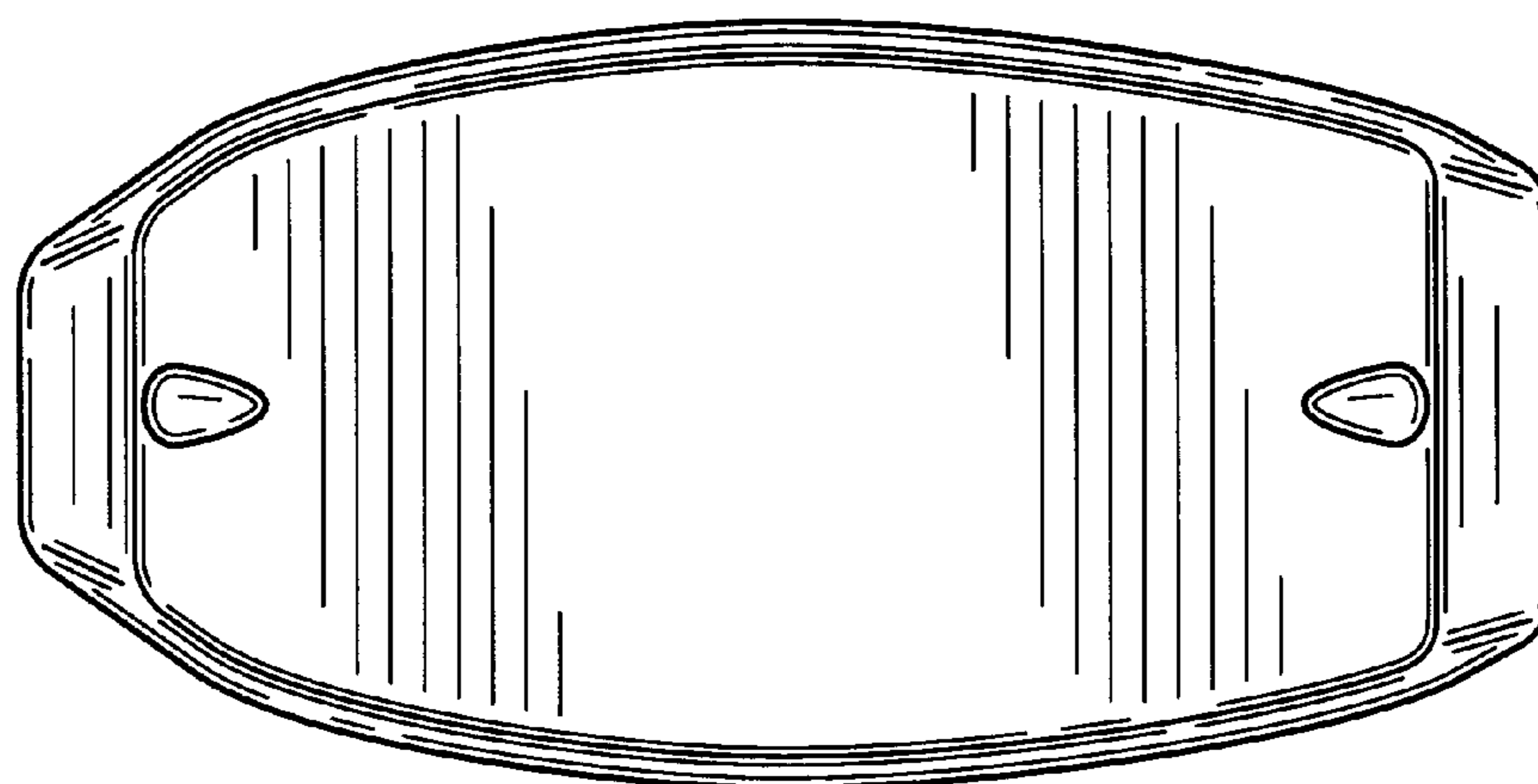


FIG. 7