



US00D535877S

(12) **United States Design Patent**
Tanninen et al.

(10) **Patent No.:** **US D535,877 S**

(45) **Date of Patent:** **** Jan. 30, 2007**

(54) **CUP LID**

(75) Inventors: **Panu Tanninen**, Imatra (FI); **Päivi Määttä**, Imatra (FI)

(73) Assignee: **Stora Enso Packaging Boards**, Imatra (FI)

(**) Term: **14 Years**

(21) Appl. No.: **29/228,151**

(22) Filed: **Apr. 19, 2005**

(30) **Foreign Application Priority Data**

Nov. 2, 2004 (EM) 000252291

(51) **LOC (8) Cl.** **09-07**

(52) **U.S. Cl.** **D9/438; D9/454**

(58) **Field of Classification Search** D9/454,
D9/450, 449, 447, 445, 441, 438, 435, 434;
D7/629, 511, 510, 396.2, 392.1, 317, 391,
D7/392; D3/203.2, 202; 222/555, 451.2;
220/713, 712, 270, 253

See application file for complete search history.

(56) **References Cited**

U.S. PATENT DOCUMENTS

2,719,647 A * 10/1955 Freeman 220/271
3,434,651 A * 3/1969 Stec 229/123.1
3,734,044 A * 5/1973 Asmus et al. 413/14
3,892,351 A * 7/1975 Johnson et al. 206/508
4,209,126 A * 6/1980 Elias 229/123.2
4,324,343 A * 4/1982 Moller 220/270
D295,383 S * 4/1988 Anderson et al. D9/438

D321,481 S * 11/1991 Teutsch D9/434
D343,122 S * 1/1994 Harper D9/457
5,585,027 A * 12/1996 Young 219/730
5,605,231 A * 2/1997 Borsboom et al. 206/551
D405,116 S * 2/1999 Anderson, II D20/22
D471,444 S * 3/2003 Kim et al. D9/416

* cited by examiner

Primary Examiner—Robert M. Spear

Assistant Examiner—Susan Bennett Hattan

(74) *Attorney, Agent, or Firm*—Klauber & Jackson LLC

(57) **CLAIM**

The ornamental design for cup lid, as shown and described.

DESCRIPTION

FIG. 1 is a perspective view of the right side and the top, showing the cup lid of our new design in the closed configuration;

FIG. 2 is a top view of the cup lid of FIG. 1;

FIG. 3 is a right side view thereof;

FIG. 4 is a bottom view thereof;

FIG. 5 is a back view thereof;

FIG. 6 is a front view thereof;

FIG. 7 is a left side view thereof;

FIG. 8 is a perspective view showing the right side and the top of the cup lid of our new design, in the open configuration;

FIG. 9 is a top view of the cup lid of FIG. 8; and,

FIG. 10 is a perspective view showing the left side and the bottom of the cup lid of our design, in the open configuration.

1 Claim, 4 Drawing Sheets

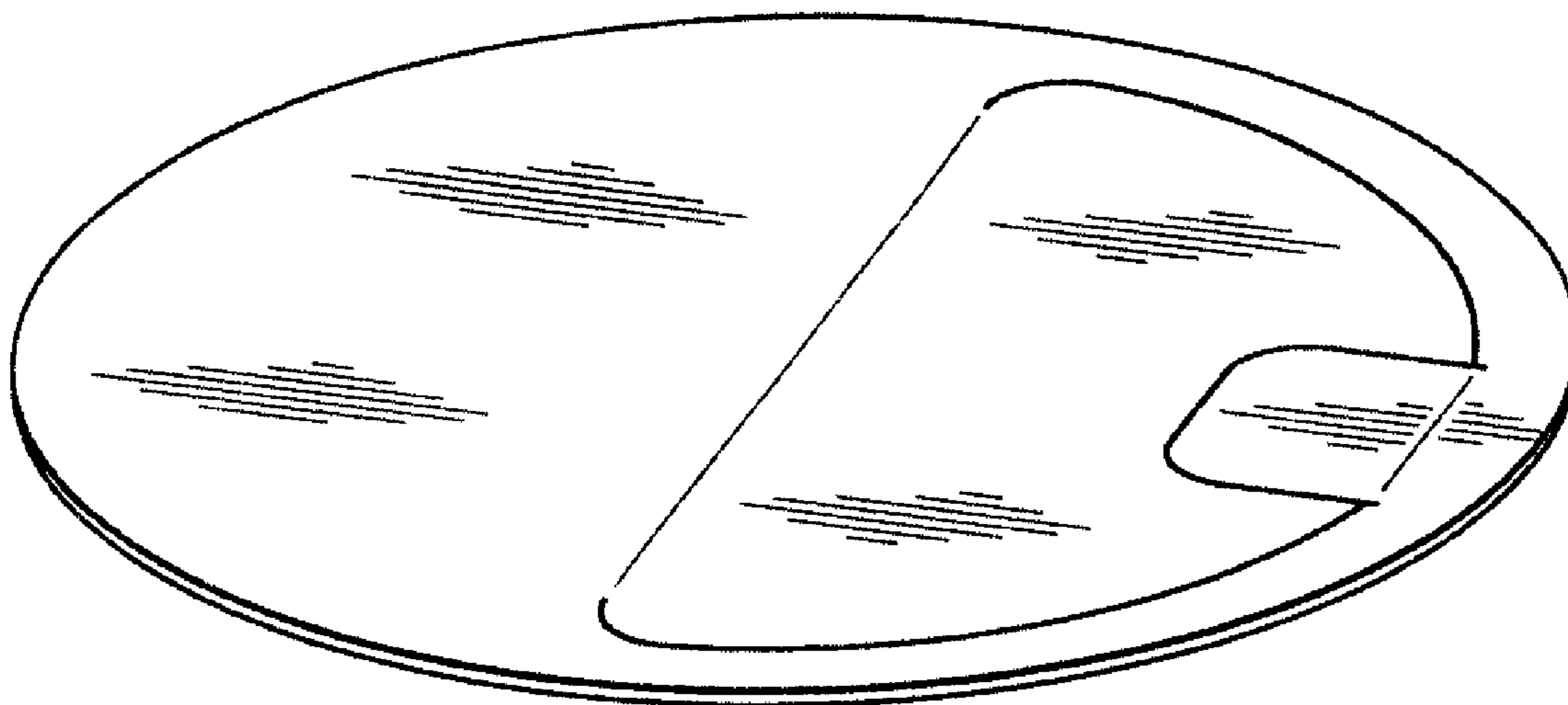


Fig. 1

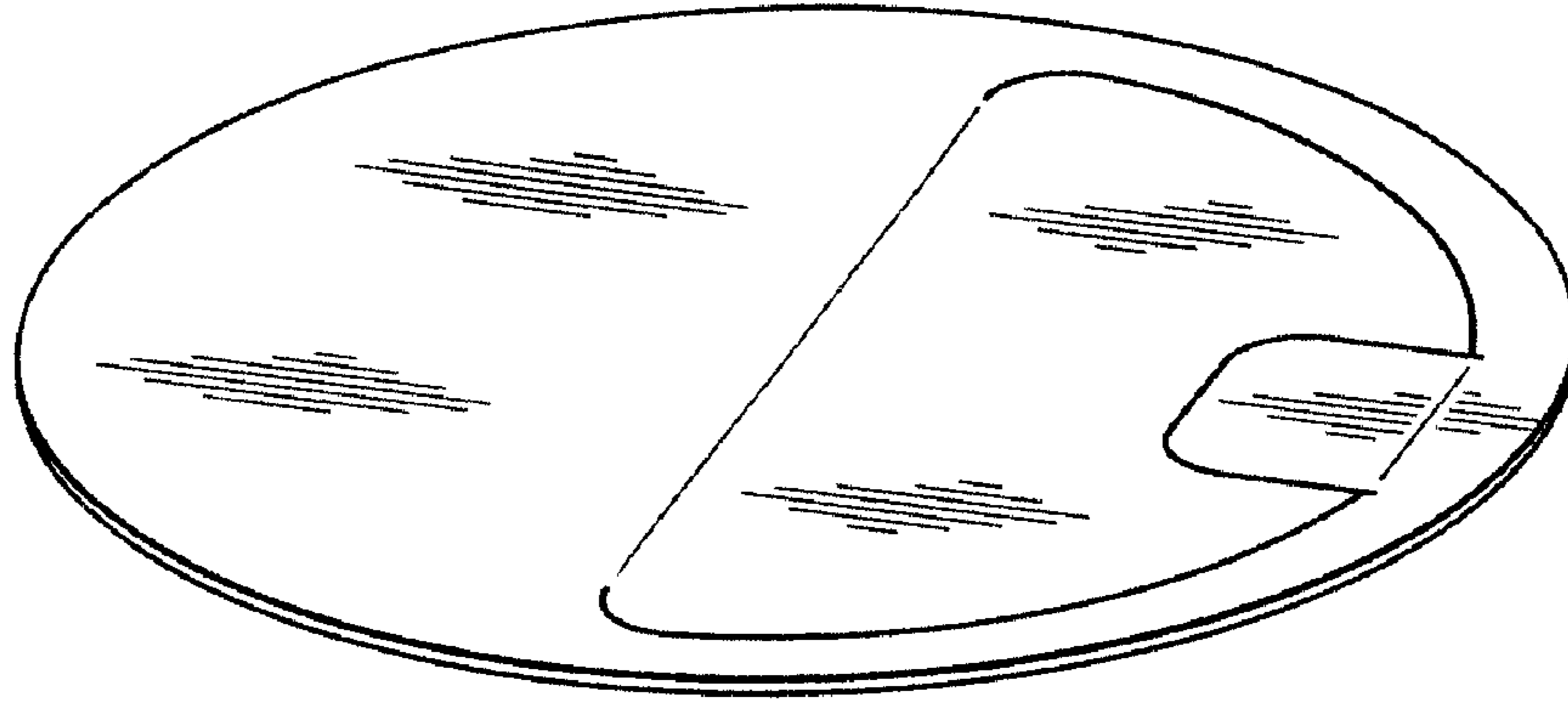


Fig. 2

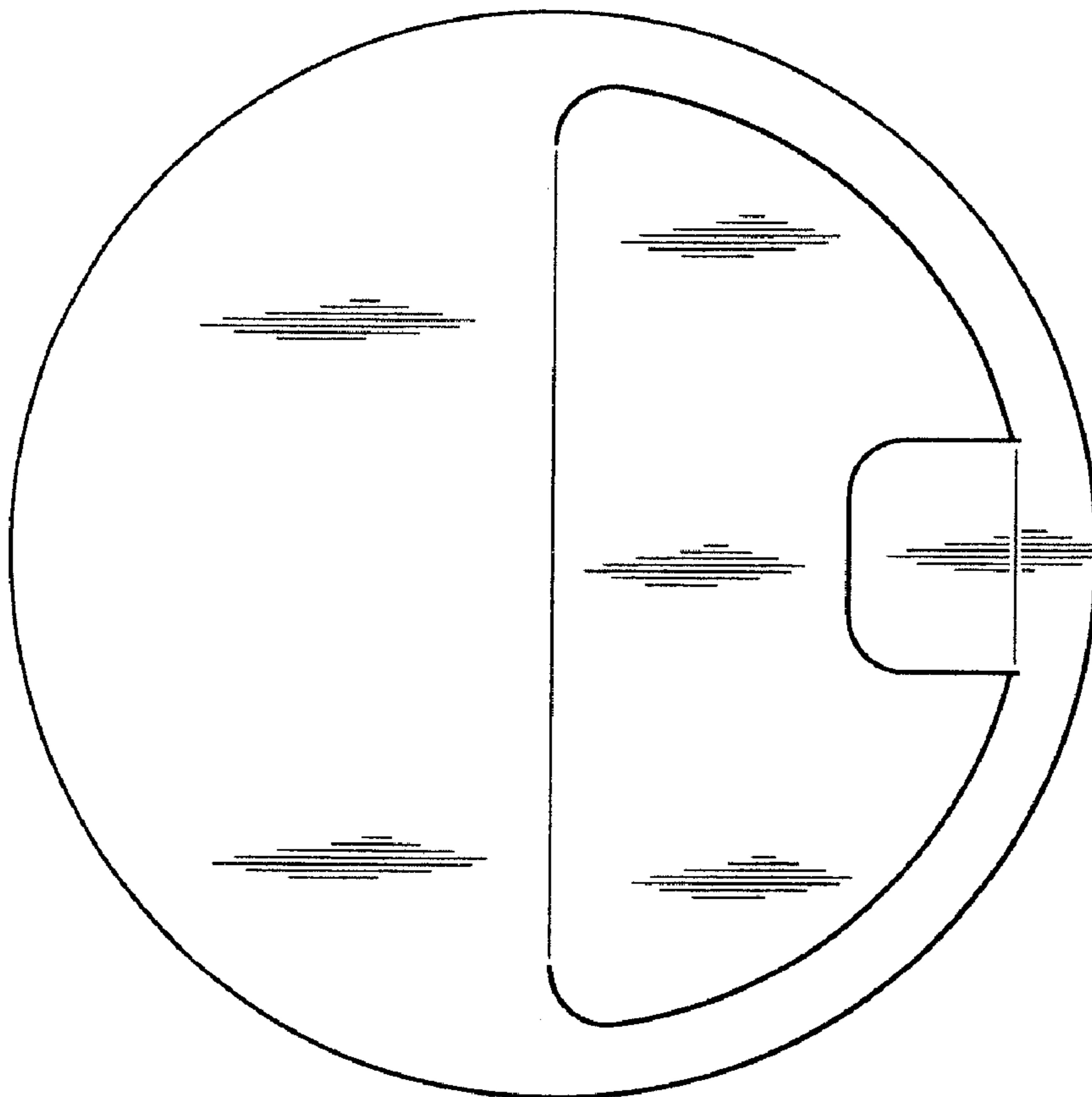


Fig. 3




Fig. 4

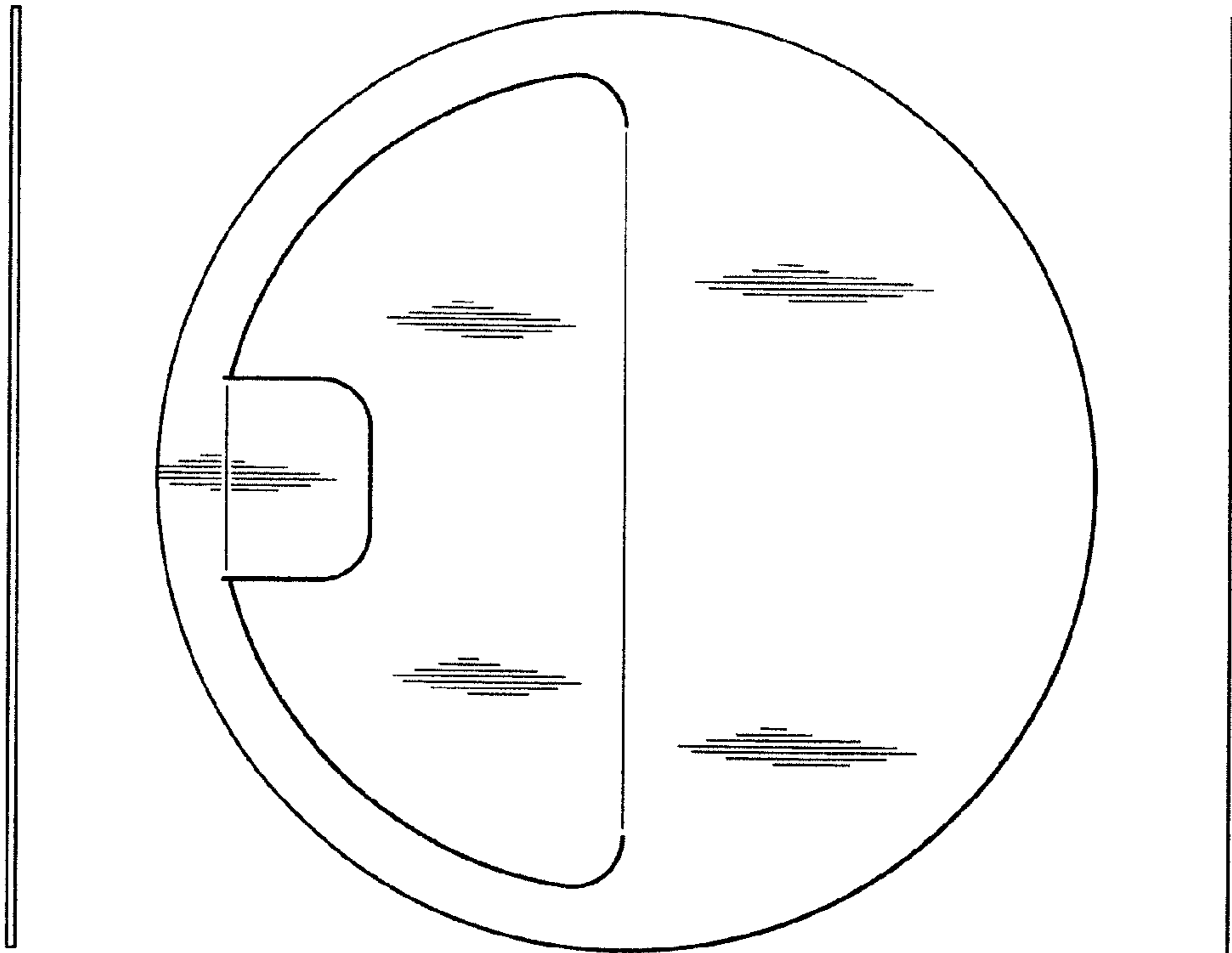


Fig. 6

Fig. 5




Fig. 7

Fig. 8

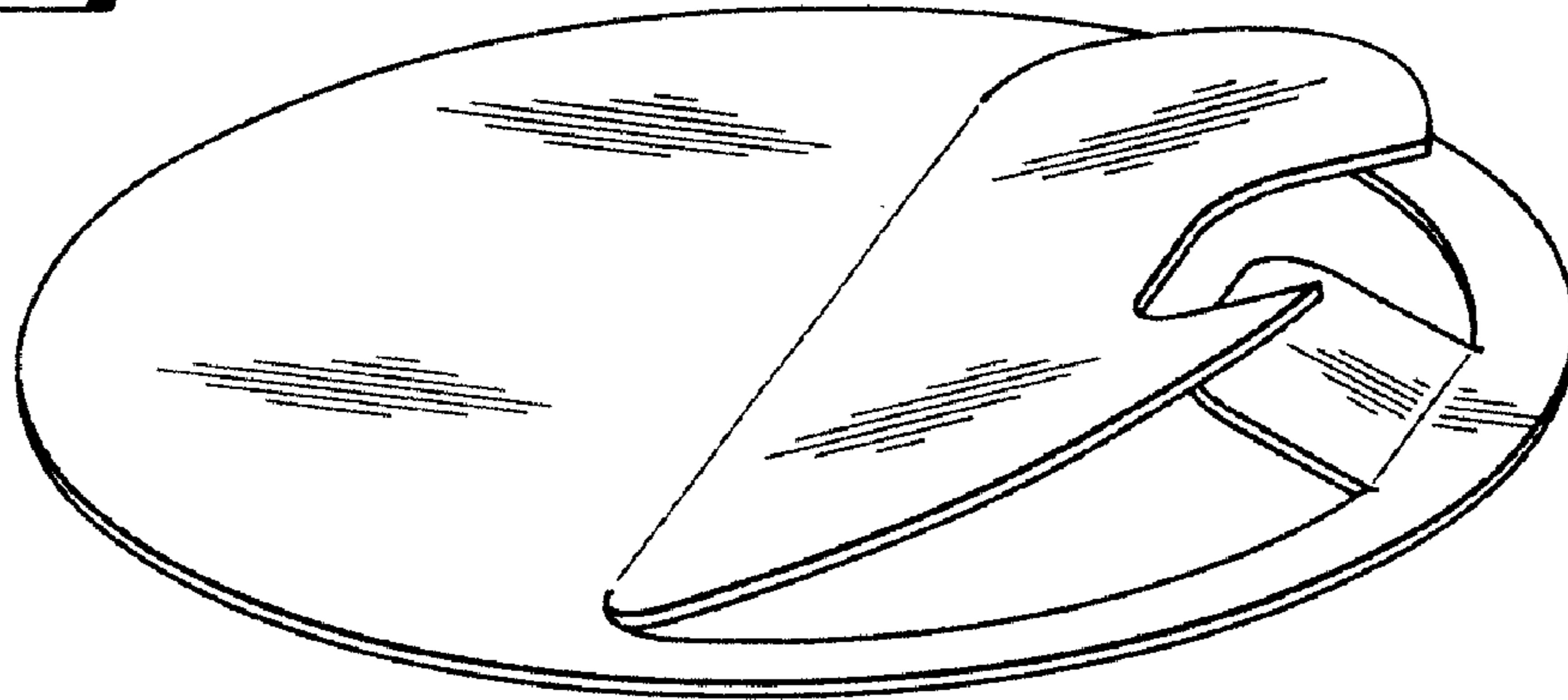


Fig. 9

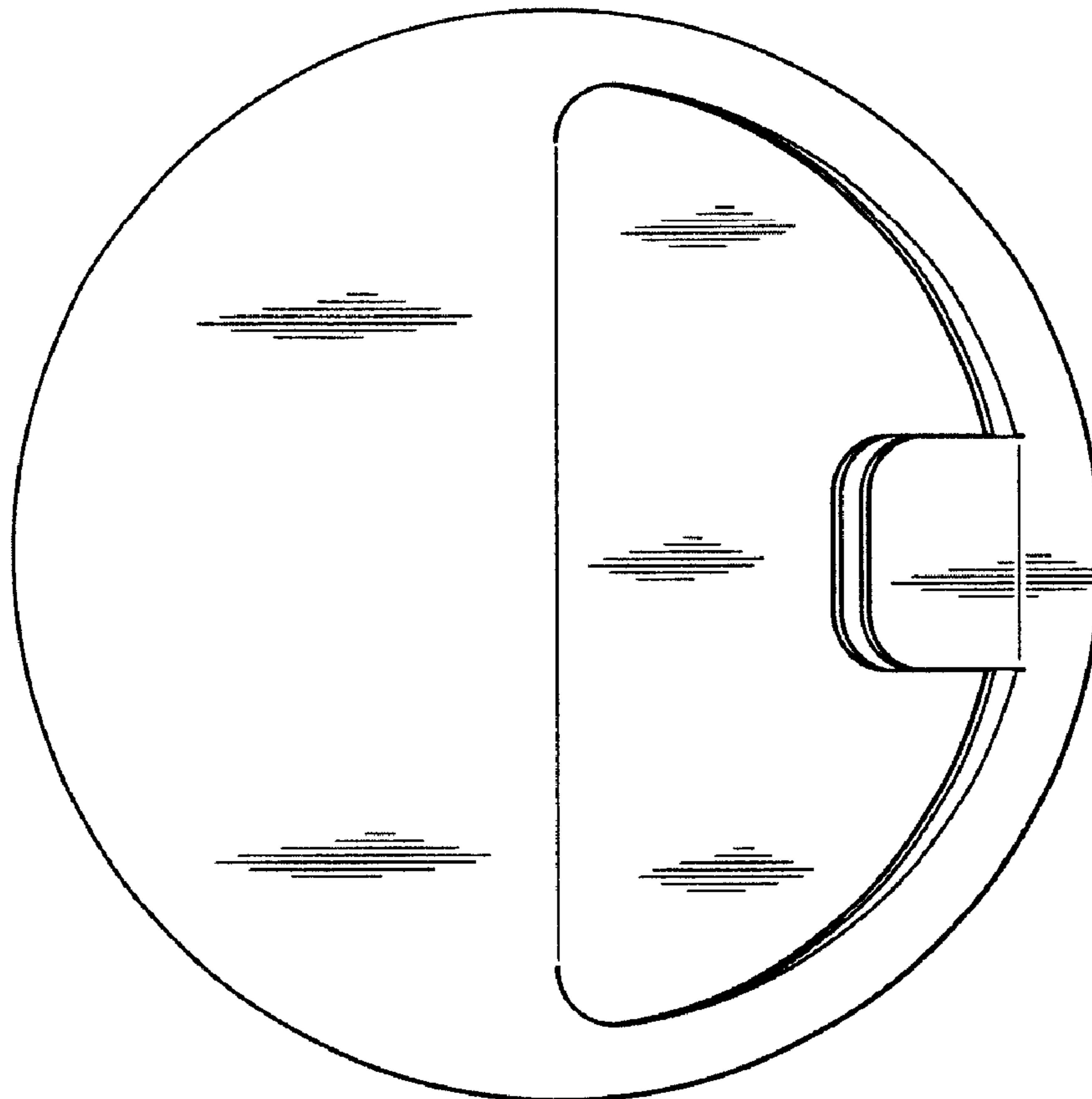


Fig. 10

