



US00D535871S

(12) **United States Design Patent**  
**Toms et al.**

(10) **Patent No.:** **US D535,871 S**

(45) **Date of Patent:** **\*\* Jan. 30, 2007**

(54) **NOVELTY BOLT HEAD**

(76) Inventors: **Timothy M. Toms**, 730 N. Palm, La Habra, CA (US) 90631; **William S. Gust**, 34995 Cedar Rd., Barstow, CA (US) 92311

(\*\*) Term: **14 Years**

(21) Appl. No.: **29/208,452**

(22) Filed: **Jun. 30, 2004**

(51) **LOC (8) Cl.** ..... **08-08**

(52) **U.S. Cl.** ..... **D8/387**

(58) **Field of Classification Search** ..... None  
See application file for complete search history.

(56) **References Cited**

**U.S. PATENT DOCUMENTS**

1,814,966	A	*	7/1931	Rosenberg	.....	411/378
3,656,397	A	*	4/1972	Kudelko	.....	411/408
D229,025	S		11/1973	Levine		
4,025,014	A		5/1977	Larson		
D252,185	S		6/1979	Akamatsu		
D260,157	S		8/1981	Appel et al.		

4,930,378	A	*	6/1990	Colvin	.....	81/121.1
5,174,704	A	*	12/1992	Kazino et al.	.....	411/403
D347,787	S		6/1994	Galmines et al.		
5,549,234	A		8/1996	Hong		
D397,030	S	*	8/1998	Lawson	.....	D8/387
D415,016	S	*	10/1999	Murguia	.....	D8/387
D455,945	S		4/2002	Gilbert et al.		
D480,951	S		10/2003	Robinson		

\* cited by examiner

*Primary Examiner*—Holly Baynham

(57) **CLAIM**

The ornamental design for a novelty bolt head, as shown and described.

**DESCRIPTION**

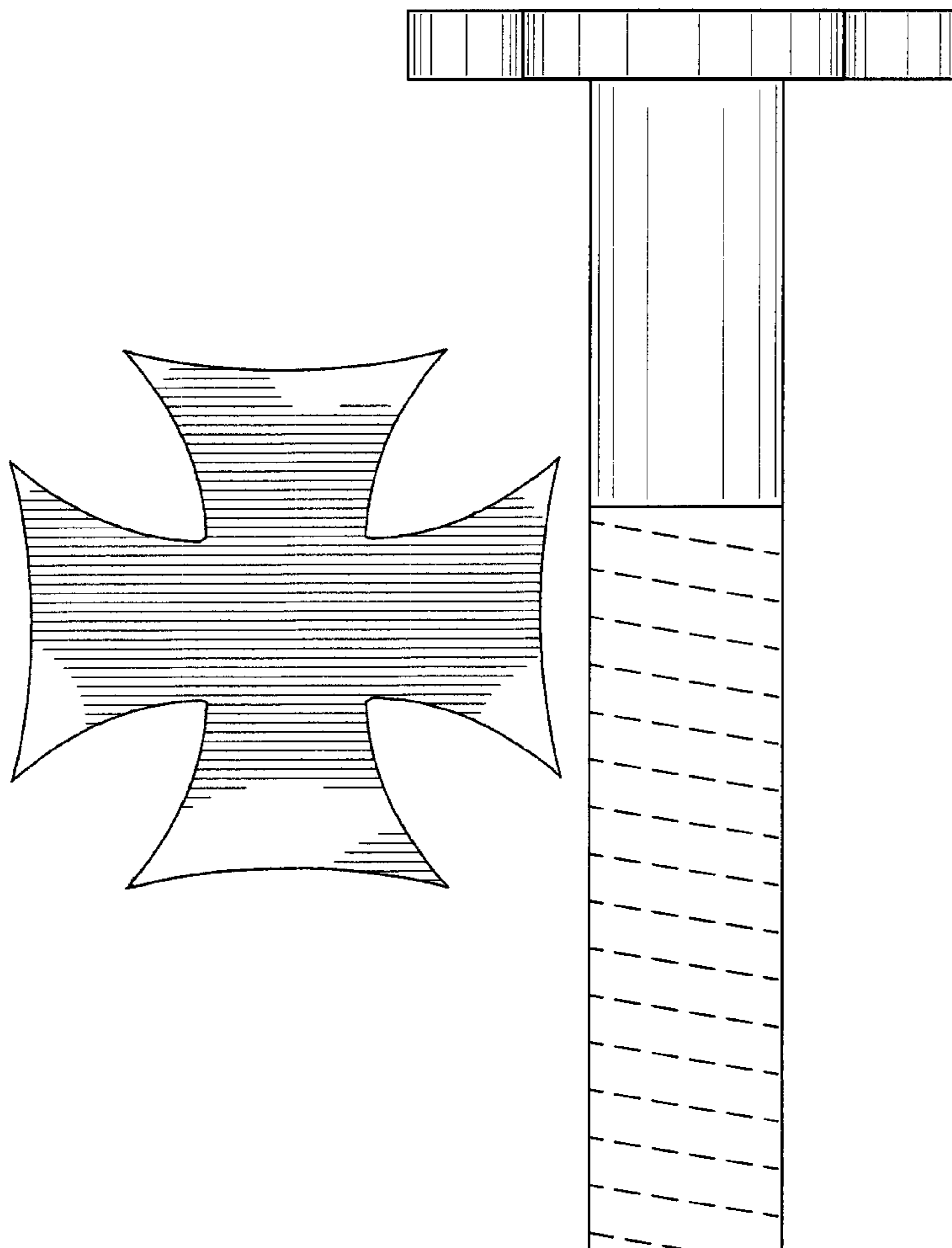
FIG. 1 is a top plan view of a novelty bolt head showing our new design;

FIG. 2 is a bottom plan view thereof; and,

FIG. 3 is a side elevational view thereof.

The broken line showing is for illustrative purposes only and forms no part of the claimed design.

**1 Claim, 2 Drawing Sheets**






FIG. 2

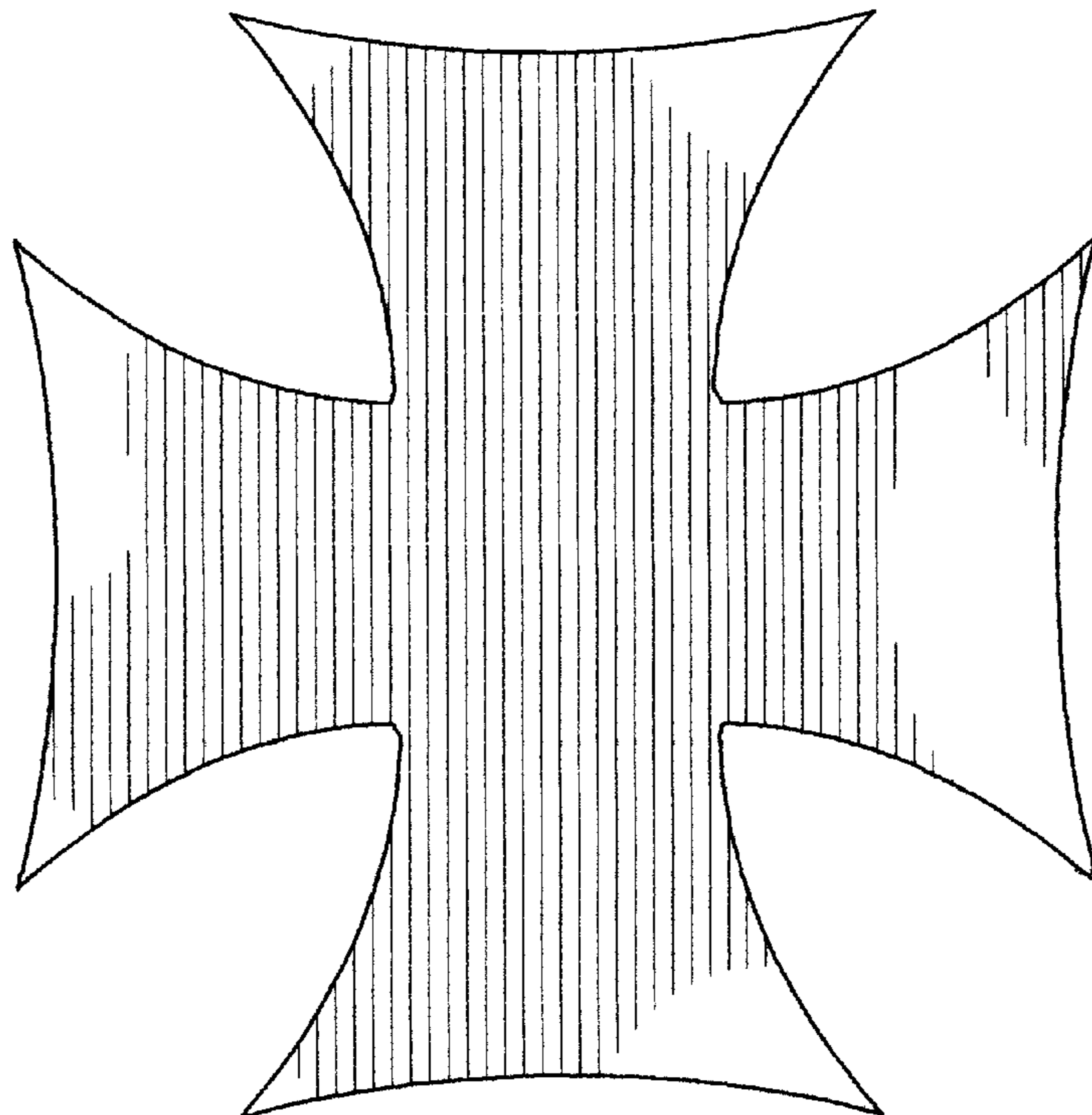


FIG. 1

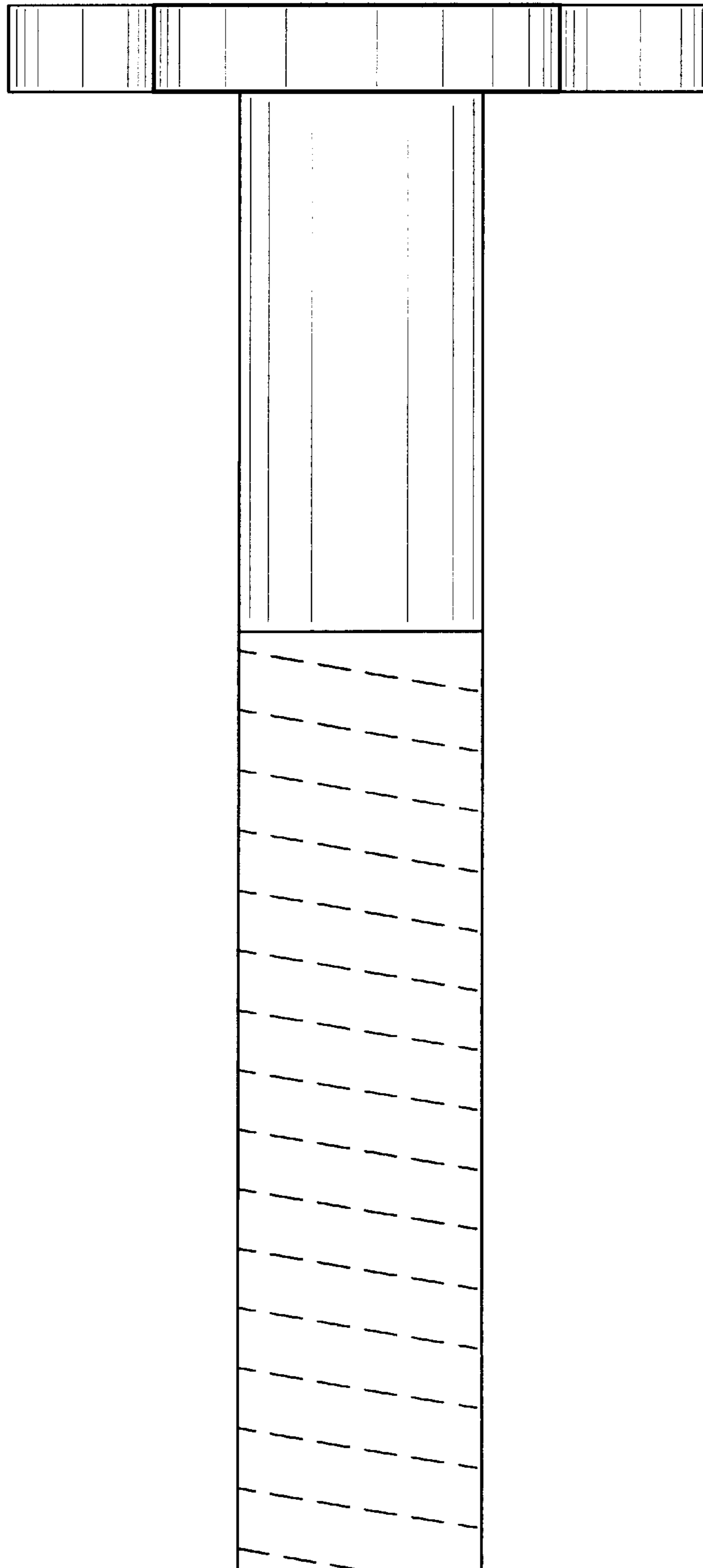


FIG. 3