



US00D535863S

(12) **United States Design Patent**
Cho

(10) **Patent No.:** **US D535,863 S**

(45) **Date of Patent:** **** Jan. 30, 2007**

(54) **CUTTING BLADE FOR A CIRCULAR SAW**

(76) **Inventor:** **Mi Kyung Cho**, 106-801 Shinmyeong Apt., 312-2 Bulno-Dong, Seo-Gu, Incheon City (KR)

(**) **Term:** **14 Years**

(21) **Appl. No.:** **29/243,954**

(22) **Filed:** **Dec. 2, 2005**

(30) **Foreign Application Priority Data**

Jun. 3, 2005 (KR) 30-2005-0018699

(51) **LOC (8) Cl.** **08-03**

(52) **U.S. Cl.** **D8/70**

(58) **Field of Classification Search** D8/20, D8/61-70; D15/133, 138, 139, 140; 30/307, 30/347, 355, 388, 389-391; 83/663, 676, 83/835-838, 846-855; 125/13.01, 15, 22; 451/540-547; D7/383, 694, 696, 697; D24/146
See application file for complete search history.

(56) **References Cited**

U.S. PATENT DOCUMENTS

284,086	A	*	8/1883	Stirckler	30/347
417,862	A	*	12/1889	Flesher	83/849
2,379,243	A	*	6/1945	Milne	125/15
2,830,474	A	*	4/1958	Brauchler	125/15
3,221,728	A	*	12/1965	Lindblad	451/541
D264,675	S	*	6/1982	Inaga et al.	D8/66
D266,001	S	*	8/1982	Wertheimer	D15/140
4,624,237	A	*	11/1986	Inoue	451/541
D293,074	S	*	12/1987	Inoue	D8/70
D321,634	S	*	11/1991	Inoue	D8/70
5,078,035	A	*	1/1992	Moller et al.	83/835
D323,965	S	*	2/1992	Moller et al.	D8/70
5,182,976	A	*	2/1993	Wittkopp	83/676

D368,419	S	*	4/1996	Dorma	D8/70
D392,864	S	*	3/1998	Koike et al.	D8/70
D397,012	S	*	8/1998	Hariu	D8/70
D401,829	S	*	12/1998	Hariu	D8/70
D422,865	S	*	4/2000	Koike et al.	D8/70
6,142,860	A	*	11/2000	Hashimoto	451/541
D436,820	S	*	1/2001	Suzuki	D8/70
D453,670	S	*	2/2002	Levinson	D8/70
D458,619	S	*	6/2002	Lee et al.	D15/139
6,401,705	B1	*	6/2002	Suzuki	125/15
D460,767	S	*	7/2002	Kim et al.	D15/139
6,872,133	B2	*	3/2005	Lee et al.	125/15
2002/0002971	A1	*	1/2002	Spangenberg	125/15
2003/0084576	A1	*	5/2003	Whited et al.	30/355
2005/0121017	A1	*	6/2005	Koike et al.	125/15

* cited by examiner

Primary Examiner—T. Chase Nelson

(74) *Attorney, Agent, or Firm*—Grossman, Tucker, Perreault & Pflieger, PLLC

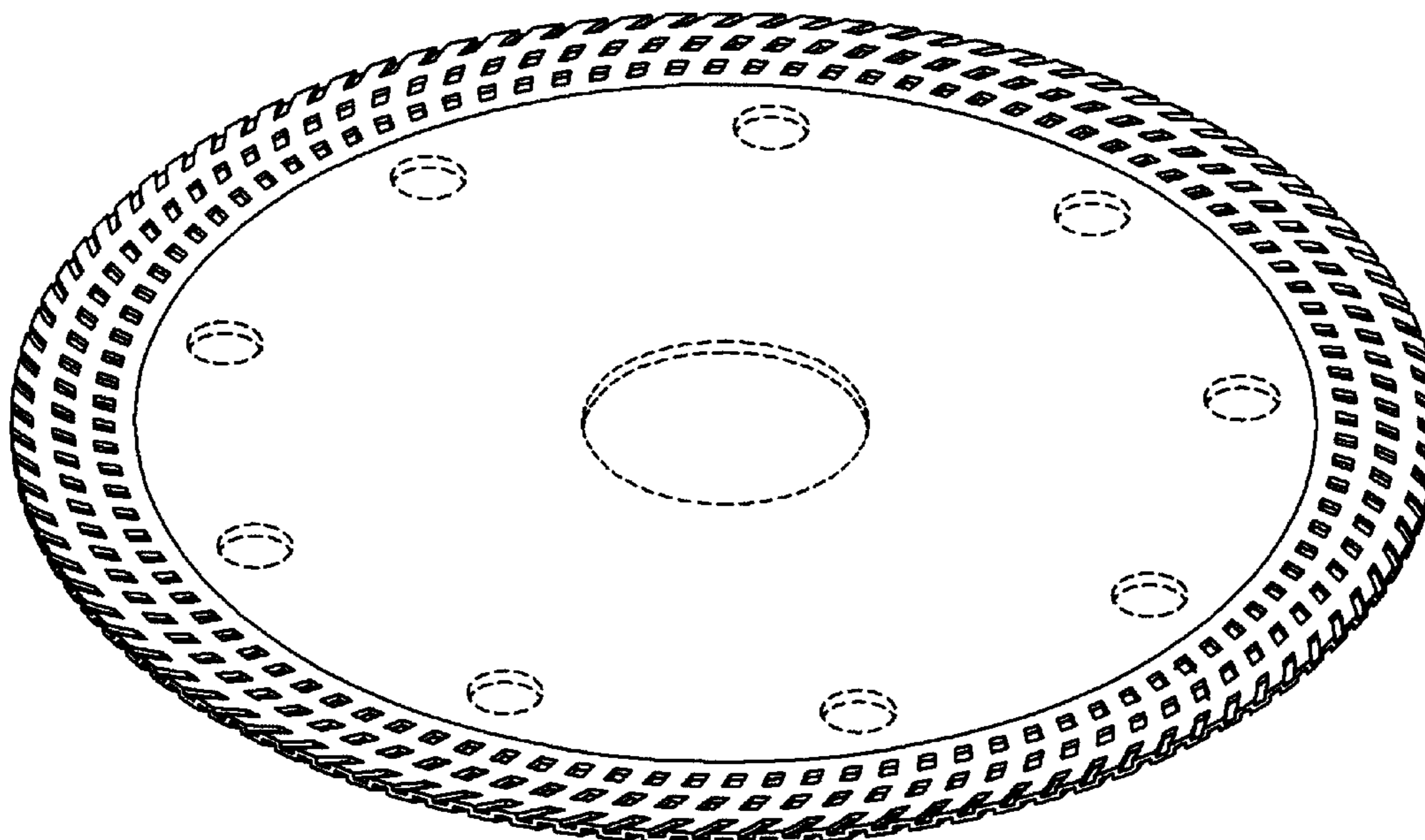
(57) **CLAIM**

The ornamental design for the cutting blade for a circular saw, as shown and described.

DESCRIPTION

FIG. 1 is a perspective view of the cutting blade for a circular saw of the present invention; FIG. 2 is a front view thereof; FIG. 3 is a rear view thereof; FIG. 4 is left side view thereof; FIG. 5 is a right side view thereof; FIG. 6 is a top plan view thereof; and, FIG. 7 is a bottom plan view thereof. The broken lines of FIGS. 1-3 are for illustrative purposes only and form no part of the claimed design.

1 Claim, 5 Drawing Sheets



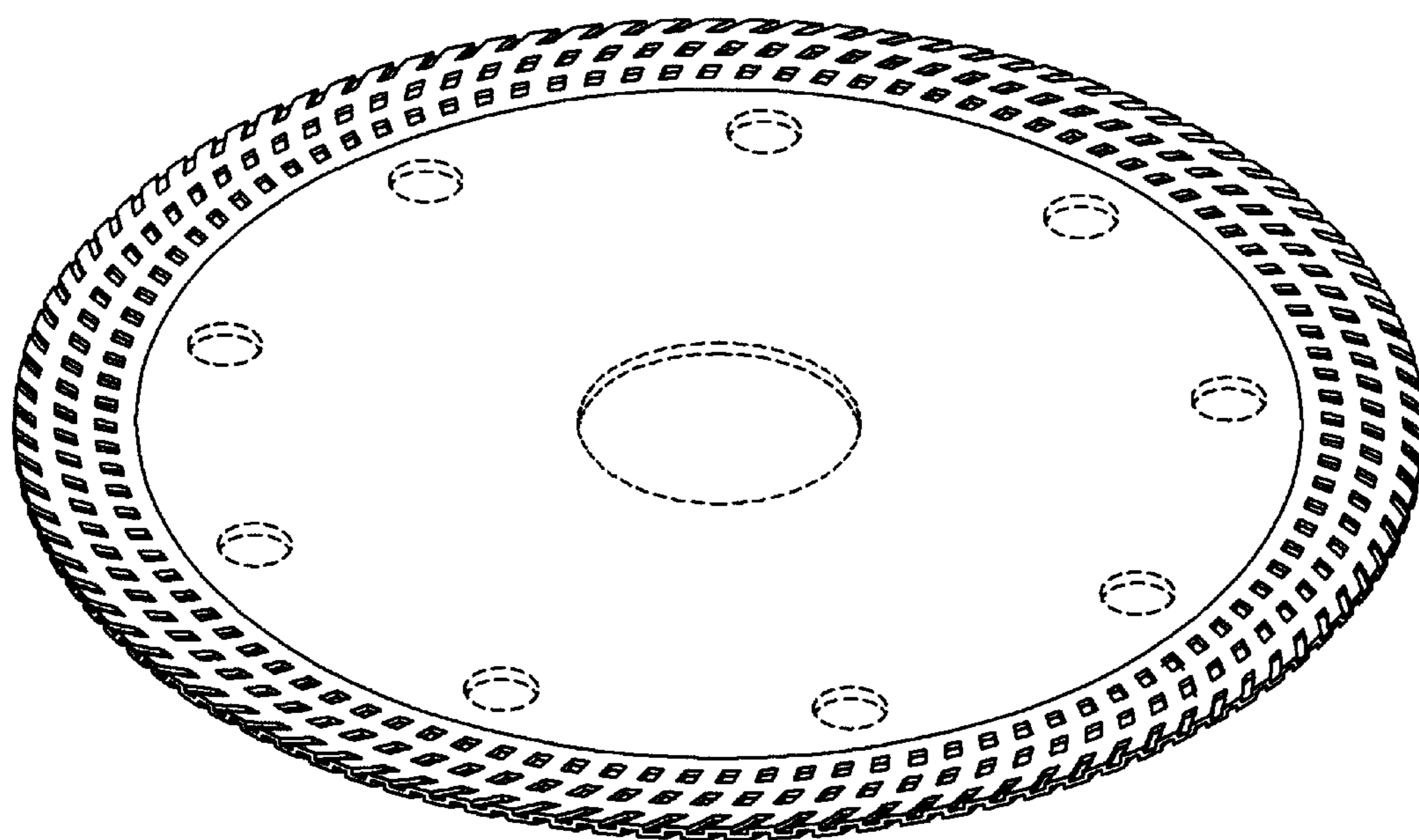


FIG. 1

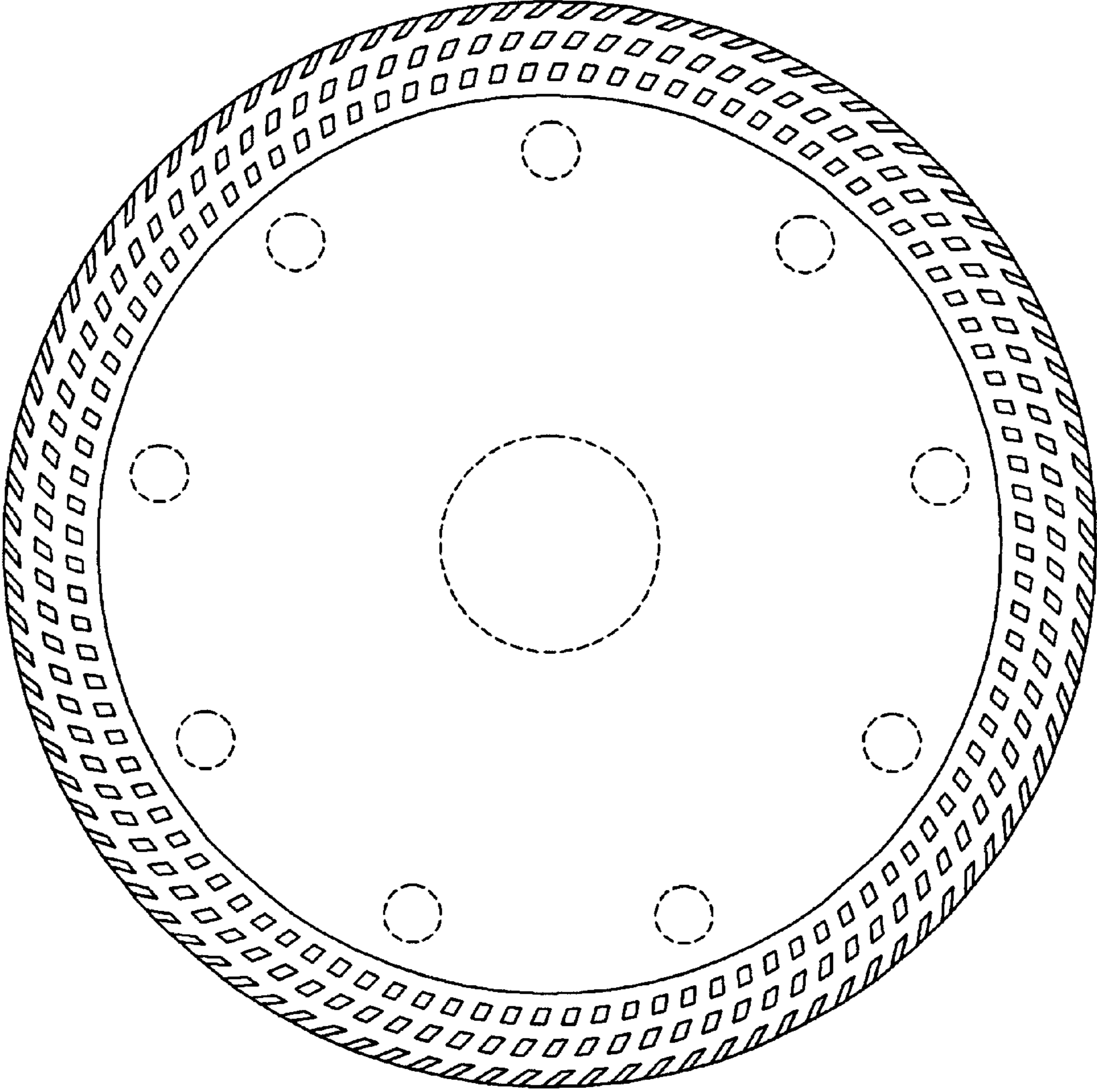


FIG. 2

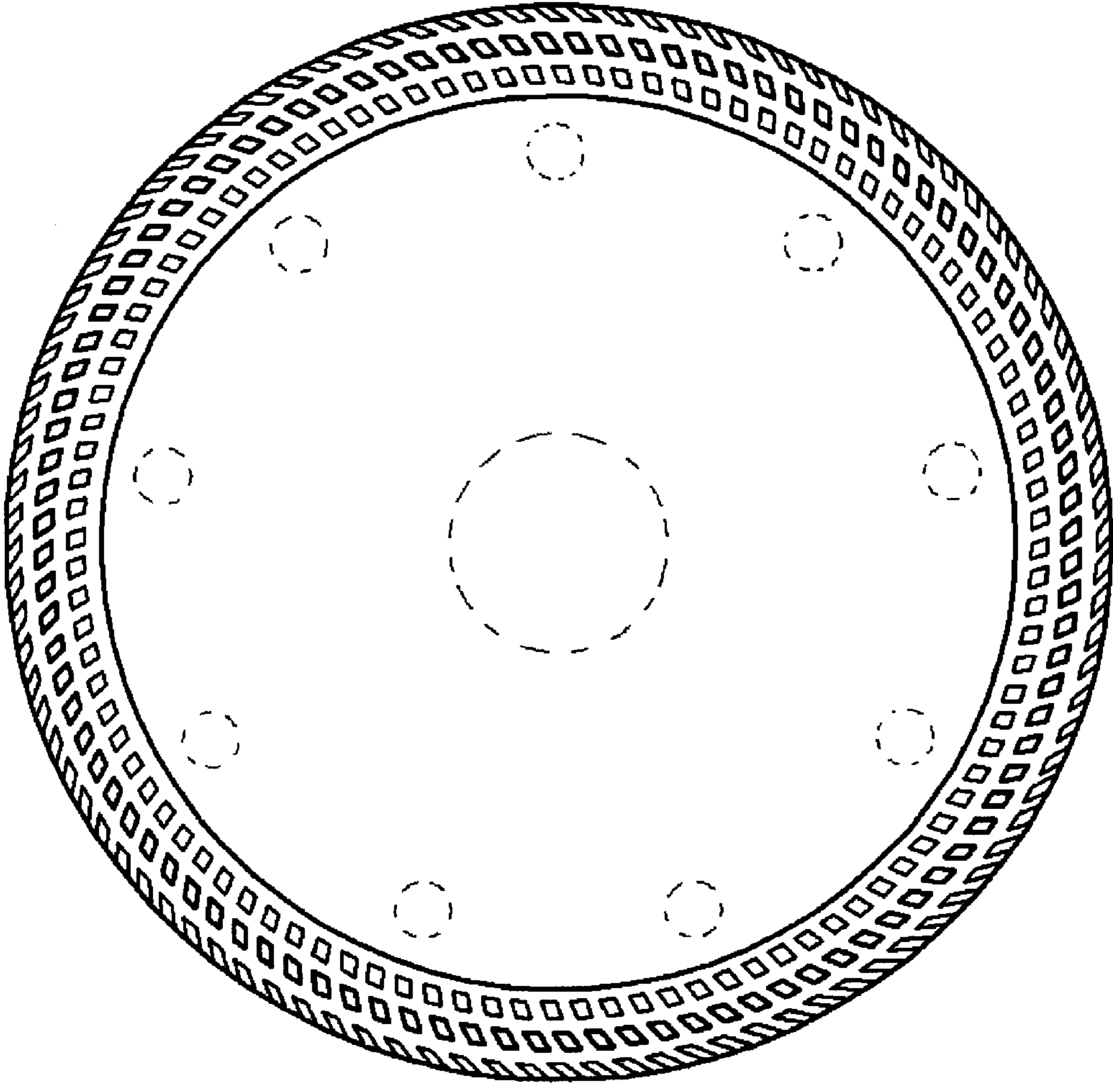


FIG. 3



FIG. 4



FIG. 5



FIG. 6



FIG. 7