



US00D535858S

(12) **United States Design Patent**
Walker

(10) **Patent No.:** **US D535,858 S**

(45) **Date of Patent:** **** Jan. 30, 2007**

(54) **RIB SLINGER**

6,553,898 B2 * 4/2003 Folkertsma 99/426

(76) Inventor: **Mordecai Walker**, 231 Driftwood Rd.
SE., St. Petersburg, FL (US) 33705

* cited by examiner

Primary Examiner—Terry A. Wallace

(74) *Attorney, Agent, or Firm*—Yaté K. Cutliff

(**) Term: **14 Years**

(57) **CLAIM**

(21) Appl. No.: **29/222,719**

The ornamental design for a rib slinger, as shown and described.

(22) Filed: **Feb. 3, 2005**

(51) **LOC (8) Cl.** **07-06**

DESCRIPTION

(52) **U.S. Cl.** **D7/686; D7/669**

(58) **Field of Classification Search** D7/686,
D7/674, 669; 99/402, 441, 394, 339, 419,
99/421 A, 426; 294/7, 9, 10, 15, 16
See application file for complete search history.

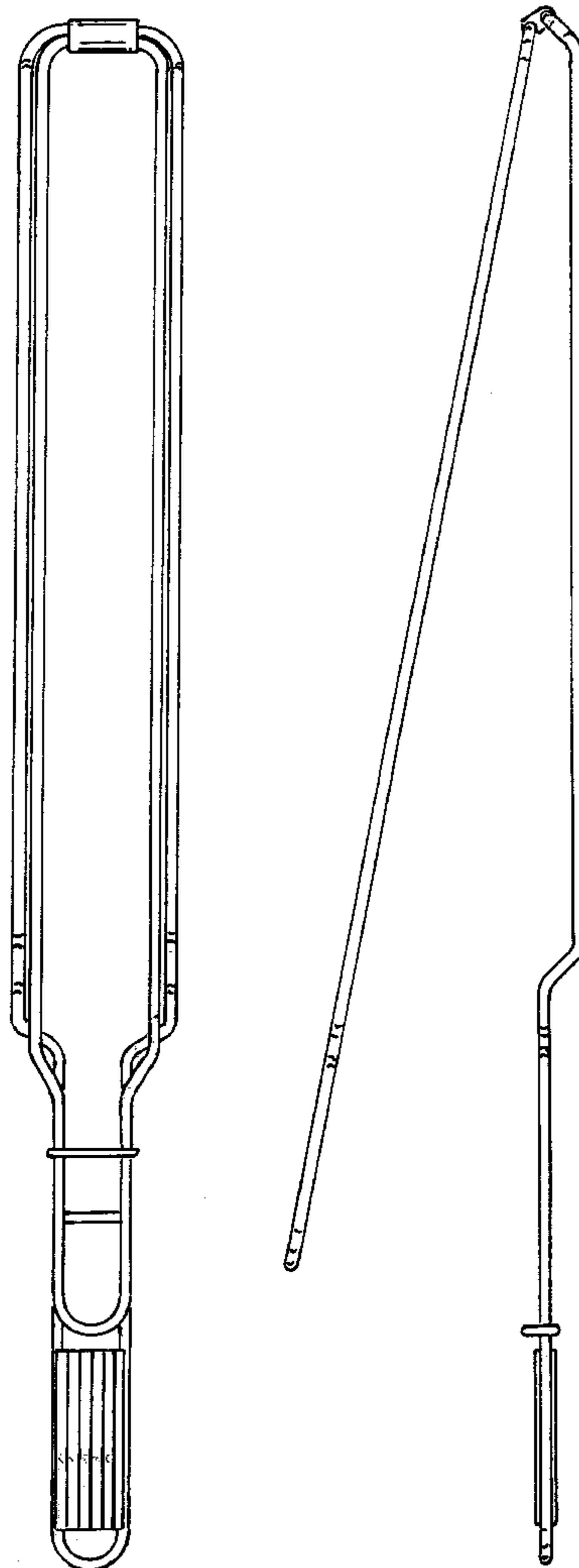
FIG. 1 is a top view thereof;
FIG. 2 is a bottom view thereof
FIG. 3 is a left side elevational view of a rib slinger of the present design;
FIG. 4 is a right side elevational view of the design shown in FIG. 1;
FIG. 5 is a front oblique view of the design shown in FIG. 1; and,
FIG. 6 is a rear oblique view thereof.

(56) **References Cited**

U.S. PATENT DOCUMENTS

- 1,945,165 A * 1/1934 Smith 99/441
- 3,433,151 A * 3/1969 Farran et al. 99/441
- 4,625,634 A * 12/1986 Kruper 99/427

1 Claim, 3 Drawing Sheets



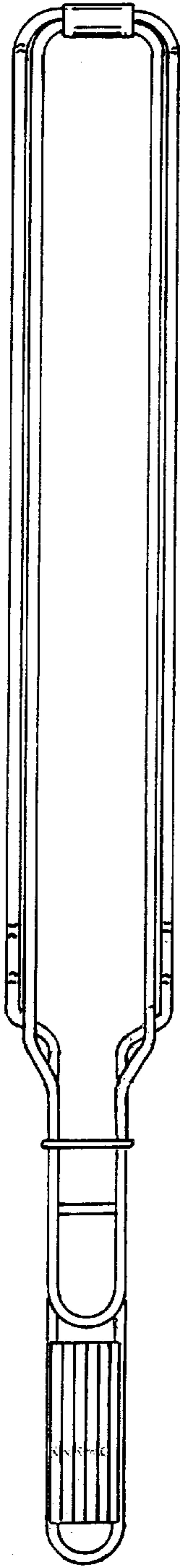


FIG 1




FIG 2

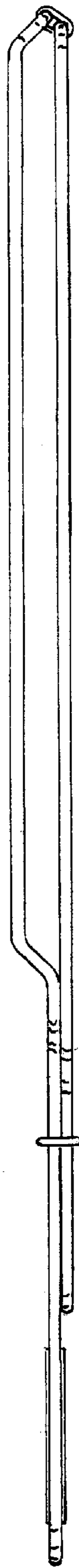


FIG 3

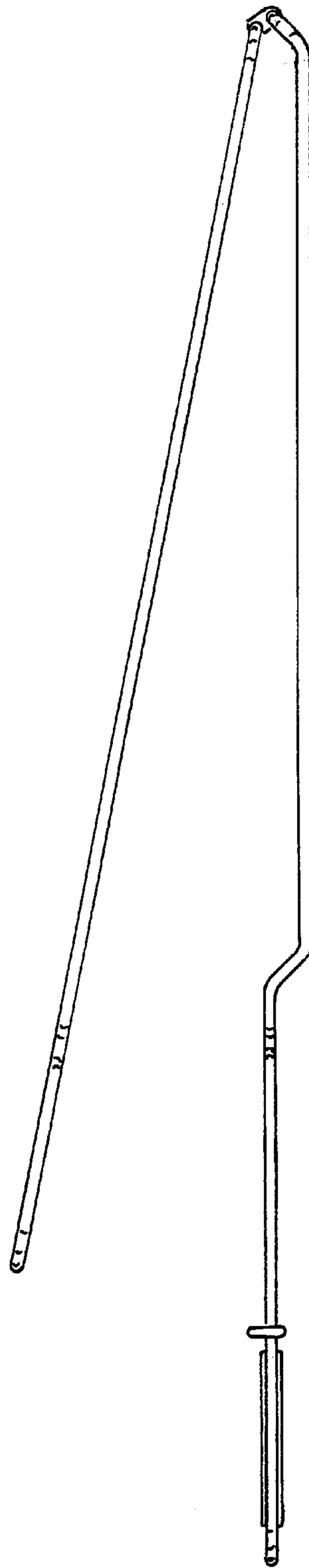


FIG 4

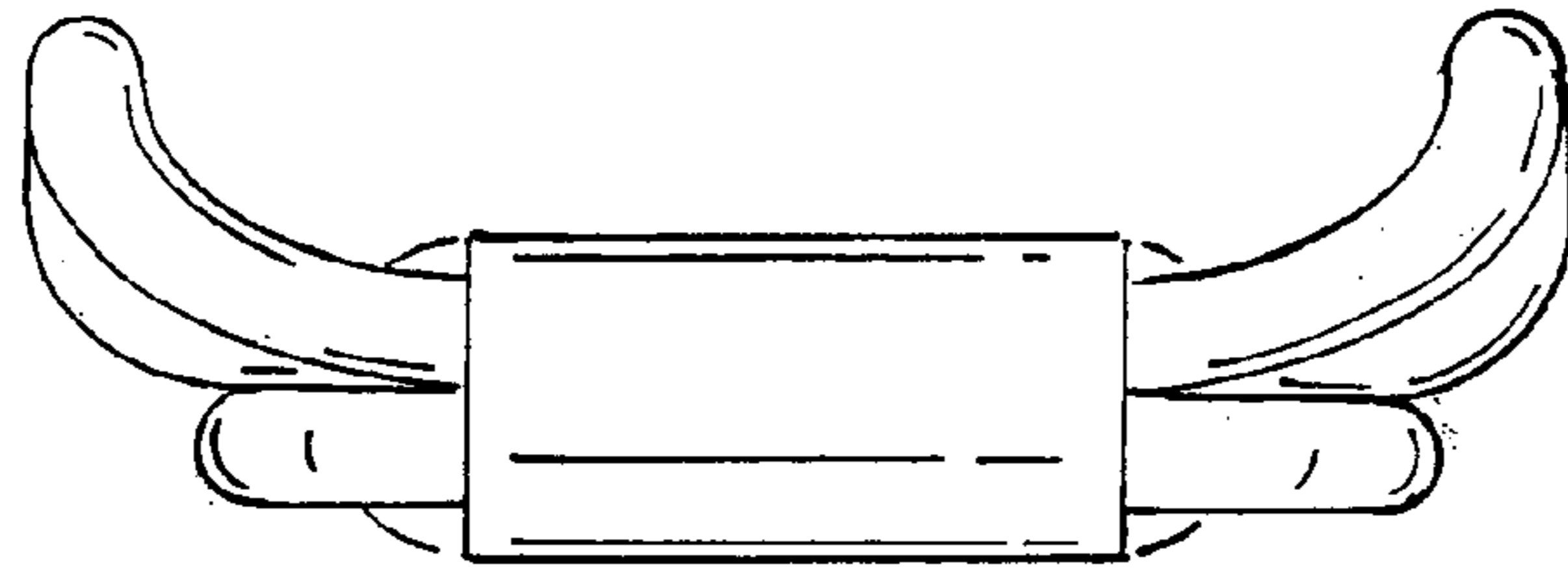


FIG 5




FIG 6