



US00D535822S

(12) **United States Design Patent**
Smith et al.

(10) **Patent No.:** **US D535,822 S**

(45) **Date of Patent:** **** Jan. 30, 2007**

(54) **BASKET**

(75) Inventors: **Stephen A. Smith**, Naperville, IL (US);
Ayberk Abayhan, Lake Bluff, IL (US);
Samuel I. Weisbard, Highland Park, IL (US)

(73) Assignee: **Solo Cup Company**, Highland Park, IL (US)

(**) Term: **14 Years**

(21) Appl. No.: **29/214,621**

(22) Filed: **Oct. 6, 2004**

(51) **LOC (8) Cl.** **03-01**

(52) **U.S. Cl.** **D3/306; D3/304**

(58) **Field of Classification Search** D3/304,
D3/306, 307; 217/125, 122; 220/674; 264/219;
D9/452; D30/115, 118; D5/47
See application file for complete search history.

D313,494 S	1/1991	Vivas	
D332,857 S	* 1/1993	Cooper D3/304
D351,968 S	11/1994	Zivin	
D390,360 S	* 2/1998	Longaberger D3/306
D435,729 S	1/2001	Lacy et al.	
D436,444 S	* 1/2001	Lacy et al. D3/306
D447,637 S	* 9/2001	Lacy et al. D5/47
D458,754 S	* 6/2002	Lacy et al. D3/306
D459,890 S	* 7/2002	Lacy et al. D3/309
D463,666 S	10/2002	Williamson et al.	
D464,198 S	* 10/2002	Williamson et al. D3/306
D464,199 S	* 10/2002	Lacy et al. D3/306
D471,015 S	* 3/2003	Lacy et al. D3/307
D472,050 S	* 3/2003	Lacy et al. D3/306
D490,611 S	* 6/2004	Lefever et al. D3/306
D516,815 S	* 3/2006	Peller et al. D3/306
D527,224 S	* 8/2006	Roth et al. D7/540
2003/0192897 A1	* 10/2003	Stapleton 220/674

* cited by examiner

Primary Examiner—Louis S. Zarfaz

Assistant Examiner—Eric L. Goodman

(74) *Attorney, Agent, or Firm*—Wallenstein & Wagner, Ltd.

(56) **References Cited**

U.S. PATENT DOCUMENTS

48,255 A	6/1865	Bredt	
254,034 A	2/1882	Miller	
882,935 A	* 3/1908	Engel 217/122
1,683,507 A	9/1928	Weber	
1,744,088 A	1/1930	Weber	
1,836,031 A	12/1931	Krey	
2,556,590 A	6/1951	Long	
2,787,821 A	* 4/1957	Shukait 264/219
D191,323 S	9/1961	Robinson	
3,994,212 A	11/1976	Wong	
D254,464 S	3/1980	Young	
D273,718 S	* 5/1984	Dugan D30/161
D299,800 S	2/1989	Natori	
D311,984 S	* 11/1990	Jeresano D3/306
D312,344 S	11/1990	Vivas	
D312,911 S	12/1990	Jeresano	

(57) **CLAIM**

We claim the ornamental design for a basket, as shown and described.

DESCRIPTION

FIG. 1 is a perspective view of a basket;
FIG. 2 is a top plan view of the basket of FIG. 1;
FIG. 3 is a side view of the basket of FIG. 1, with an opposite view being identical thereto;
FIG. 4 is a front view of the basket of FIG. 1, with an opposite view being identical thereto; and,
FIG. 5 is a bottom plan view of the basket of FIG. 1.
Features shown in broken lines in the drawings are not part of the claim.

1 Claim, 4 Drawing Sheets

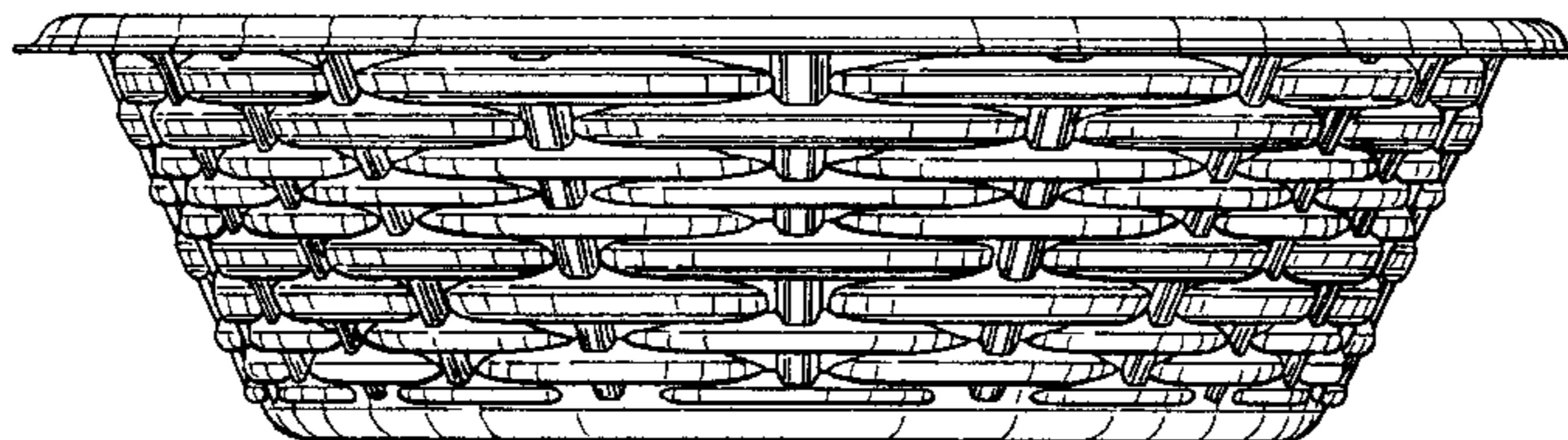
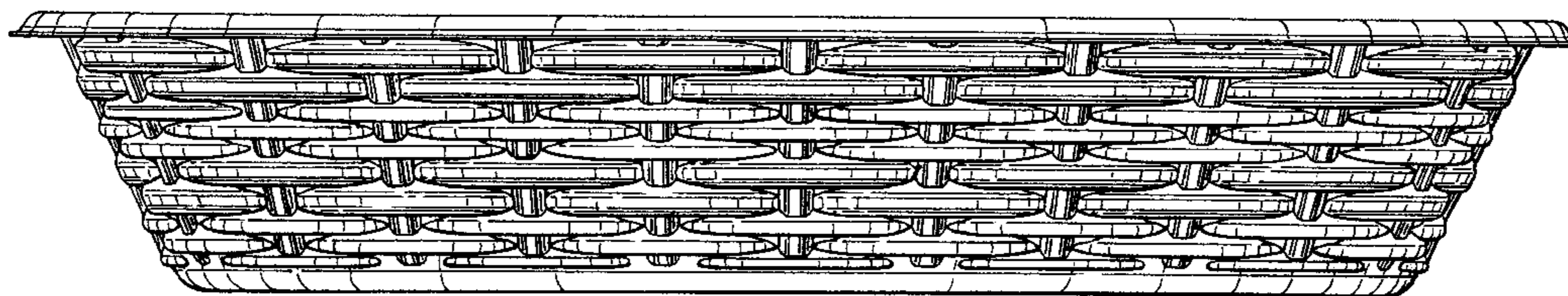
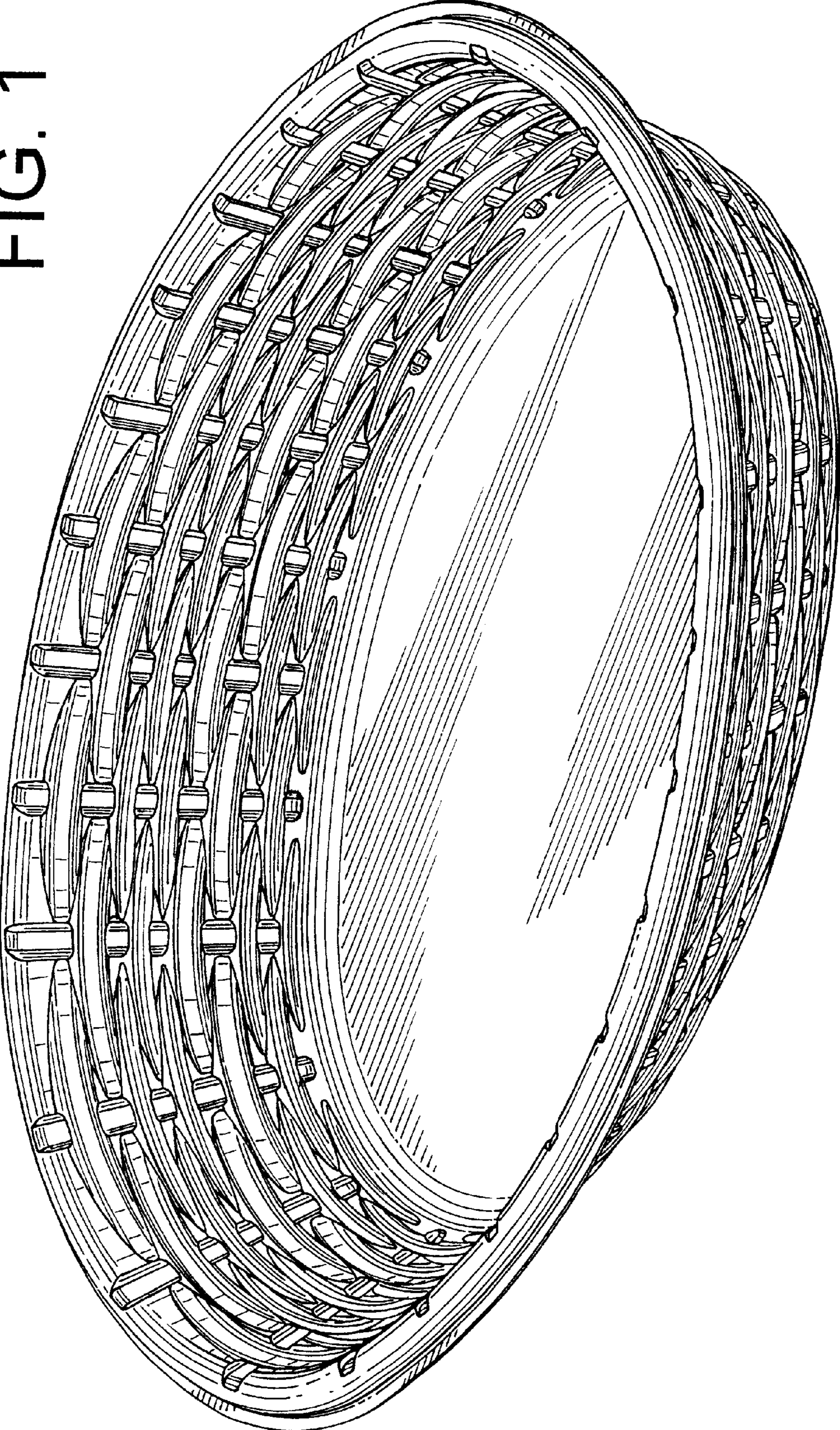


FIG. 1



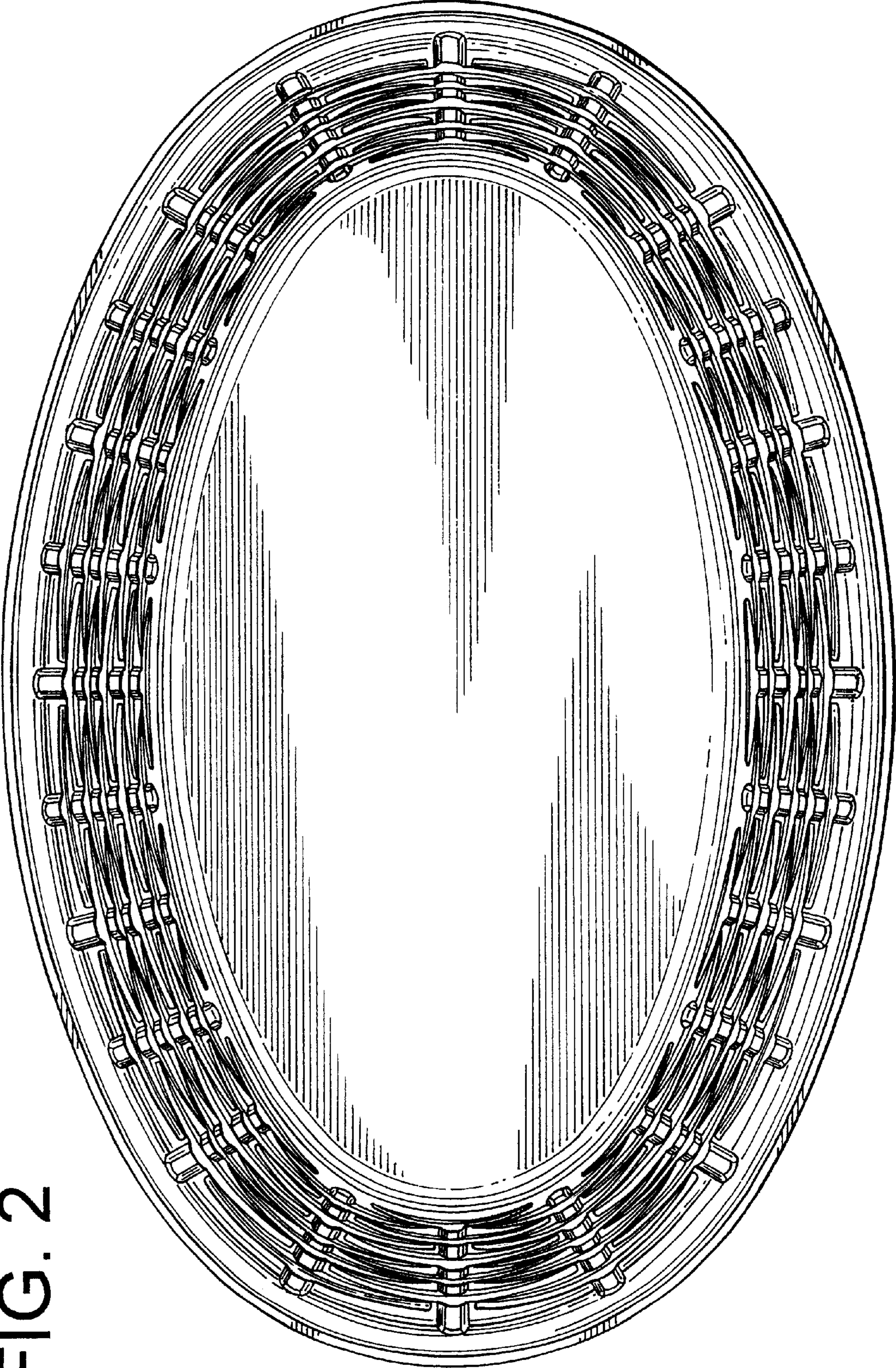


FIG. 2

FIG. 3

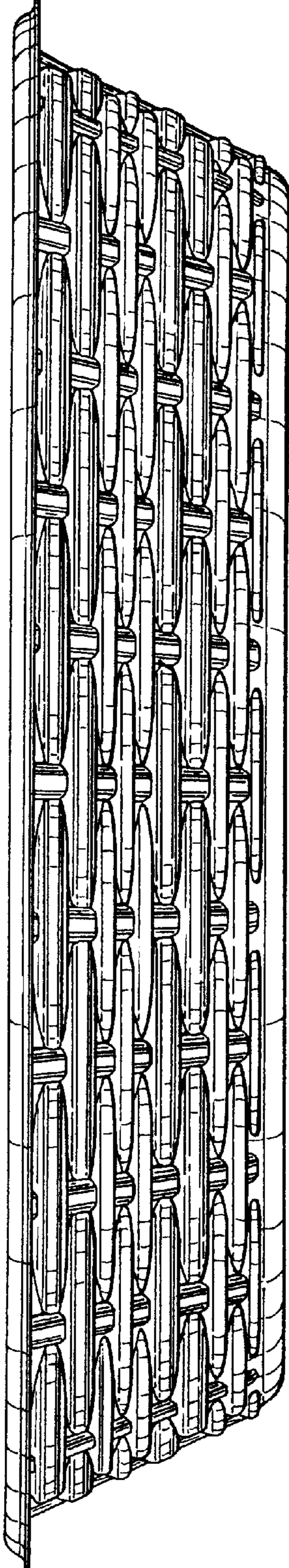
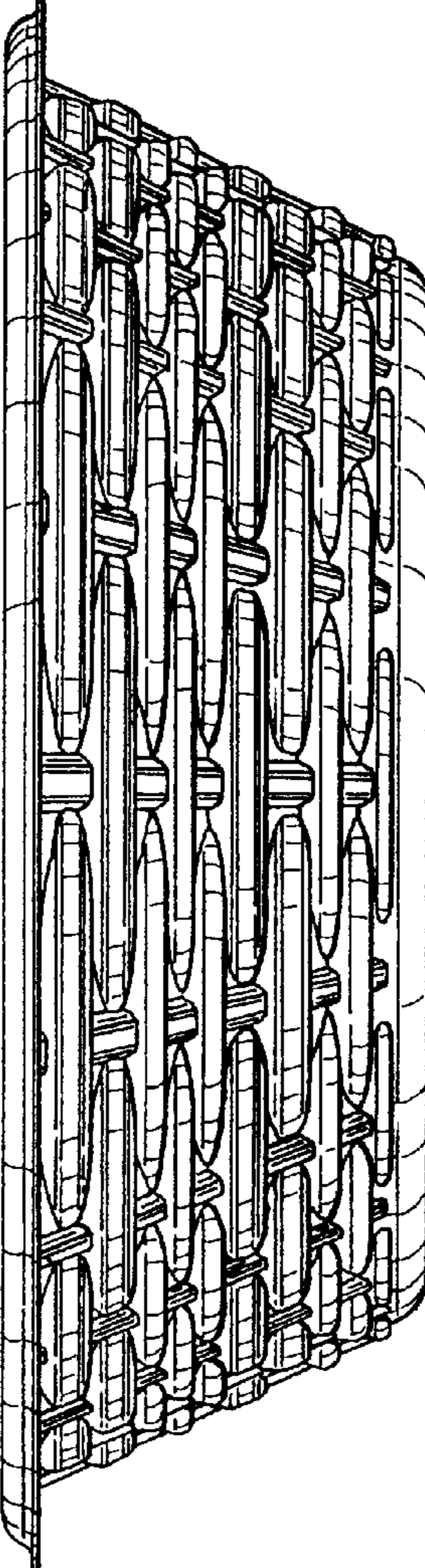


FIG. 4



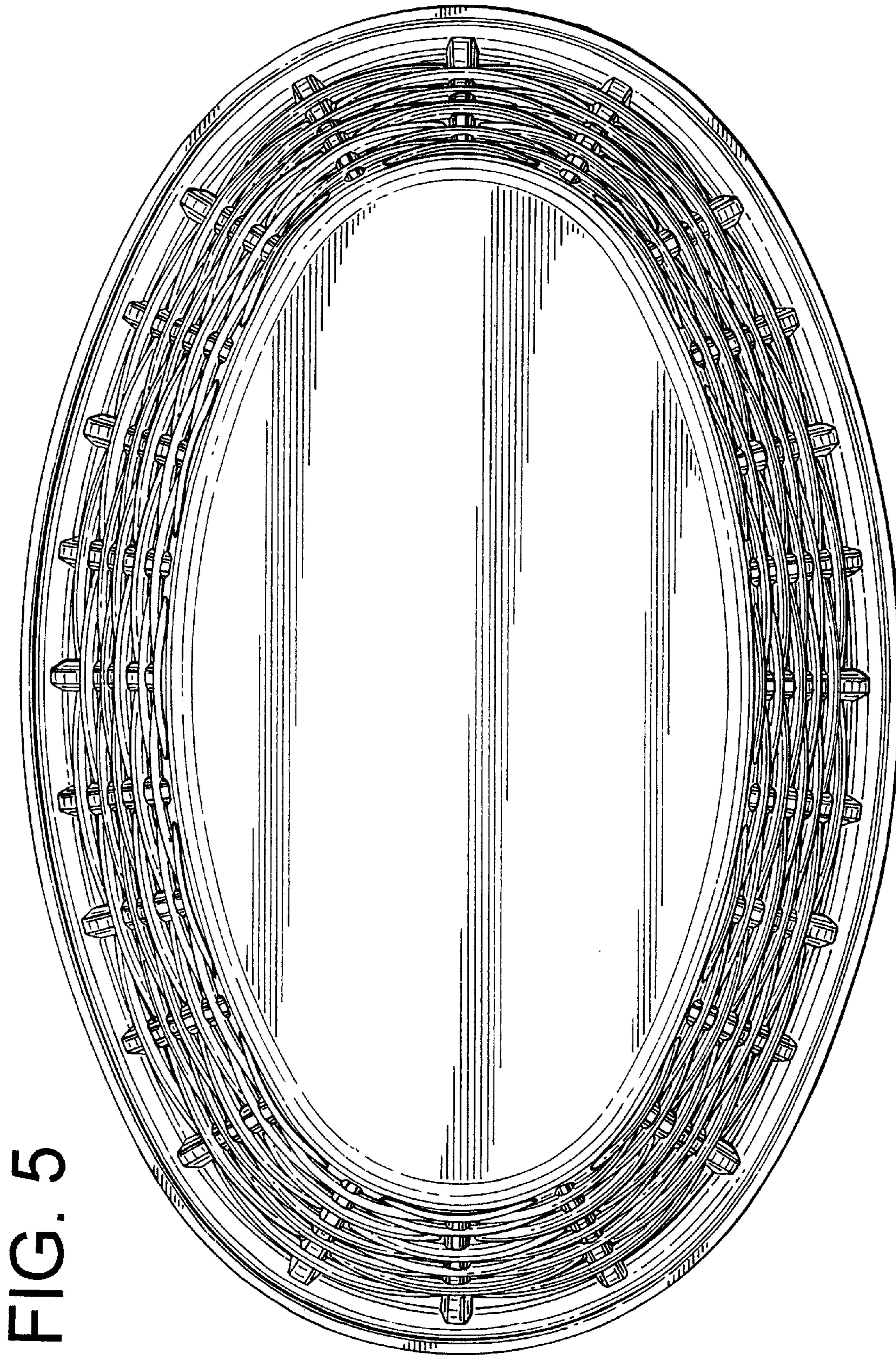


FIG. 5